



US00D886614S

(12) **United States Design Patent** (10) **Patent No.:** **US D886,614 S**
Toribio et al. (45) **Date of Patent:** **** Jun. 9, 2020**

- (54) **CONTAINER WITH RIBBED NECK**
- (71) Applicant: **Silgan Plastics LLC**, Chesterfield, MO (US)
- (72) Inventors: **Anthony Toribio**, Suwanee, GA (US);
Randal D. Porter, Norcross, GA (US);
William J. Peek, Lawrenceville, GA (US)
- (73) Assignee: **Silgan Plastics LLC**, Chesterfield, MO (US)
- (**) Term: **15 Years**
- (21) Appl. No.: **29/719,743**
- (22) Filed: **Jan. 7, 2020**

- 4,913,299 A 4/1990 Petro
- 4,934,547 A 6/1990 Mayes et al.
- D360,582 S 7/1995 McDonald et al.
- D431,470 S 10/2000 Henderson
- D460,357 S 7/2002 Kras et al.
- 6,648,157 B2 11/2003 Shai et al.
- D513,587 S 1/2006 Forte
- D542,654 S 5/2007 Szczesniak
- D542,655 S 5/2007 Szczesniak
- D542,656 S 5/2007 Szczesniak

(Continued)

FOREIGN PATENT DOCUMENTS

JP 08156951 6/1996

Primary Examiner — Sheryl Lane

Assistant Examiner — Calvin E Vansant

(74) *Attorney, Agent, or Firm* — Reinhart Boerner Van Deuren s.c.

Related U.S. Application Data

- (60) Continuation of application No. 29/679,870, filed on Feb. 11, 2019, now Pat. No. Des. 874,938, which is a continuation of application No. 29/654,500, filed on Jun. 25, 2018, now Pat. No. Des. 844,434, which is a division of application No. 29/527,550, filed on May 20, 2015, now Pat. No. Des. 824,264, which is a division of application No. 29/413,097, filed on Feb. 10, 2012, now Pat. No. Des. 732,391.
- (51) **LOC (12) Cl.** **09-01**
- (52) **U.S. Cl.**
USPC **D9/516**
- (58) **Field of Classification Search**
USPC D9/499, 500, 516, 521, 740
CPC B29B 11/08; B29C 43/203; B65D 23/08
See application file for complete search history.

(57) **CLAIM**

We claim the ornamental design for a container with ribbed neck, as shown and described.


DESCRIPTION

FIG. 1 is a perspective view of the claimed design;
 FIG. 2 is a front elevational view of the claimed design of FIG. 1;
 FIG. 3 is a right side elevational of the claimed design of FIG. 1;
 FIG. 4 is a rear elevational view of the claimed design of FIG. 1;
 FIG. 5 is a left side elevational view of the claimed design of FIG. 1;
 FIG. 6 is a top plan view of the claimed design of FIG. 1;
 and,
 FIG. 7 is a bottom plan view of the claimed design of FIG. 1.

The broken line showing the container with ribbed neck is for the purpose of illustrating portions of the container and forms no part of the claimed design.

1 Claim, 6 Drawing Sheets

- (56) **References Cited**
U.S. PATENT DOCUMENTS
- 2,423,582 A 7/1947 Coleman
- 2,790,576 A 4/1957 Lawrence
- 3,295,708 A 1/1967 Wathen, Jr.
- 4,863,046 A 9/1989 Collette et al.



(56)

References Cited

U.S. PATENT DOCUMENTS

D544,348 S	6/2007	Szczesniak
D624,423 S	9/2010	Kissinger
D633,386 S	3/2011	Taber et al.
D633,392 S	3/2011	Northrup et al.
D634,199 S	3/2011	Taber et al.
7,976,767 B2	7/2011	Ungrady et al.
D644,536 S	9/2011	Witz
D651,093 S	12/2011	Van Rens
D732,391 S	6/2015	Toribio
9,205,946 B2	12/2015	Toribio et al.
D824,264 S	7/2018	Toribio et al.
2004/0140284 A1	7/2004	Taylor et al.
2011/0290754 A1	12/2011	Taber et al.
2011/0290755 A1	12/2011	Taber et al.
2012/0312769 A1	12/2012	Prozumenschikov




FIG. 1




FIG. 2




FIG. 3




FIG. 4




FIG. 5

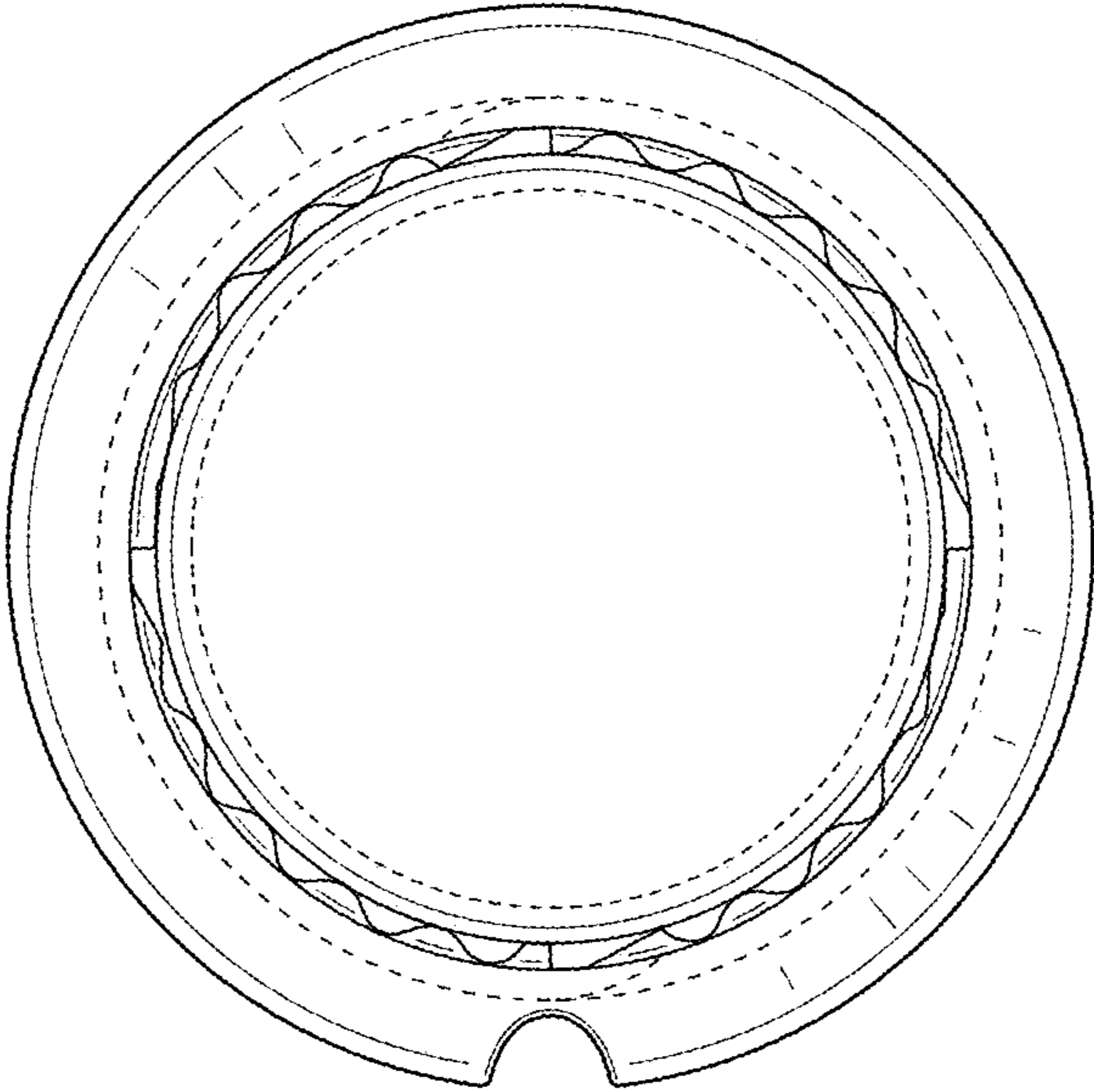


FIG. 6

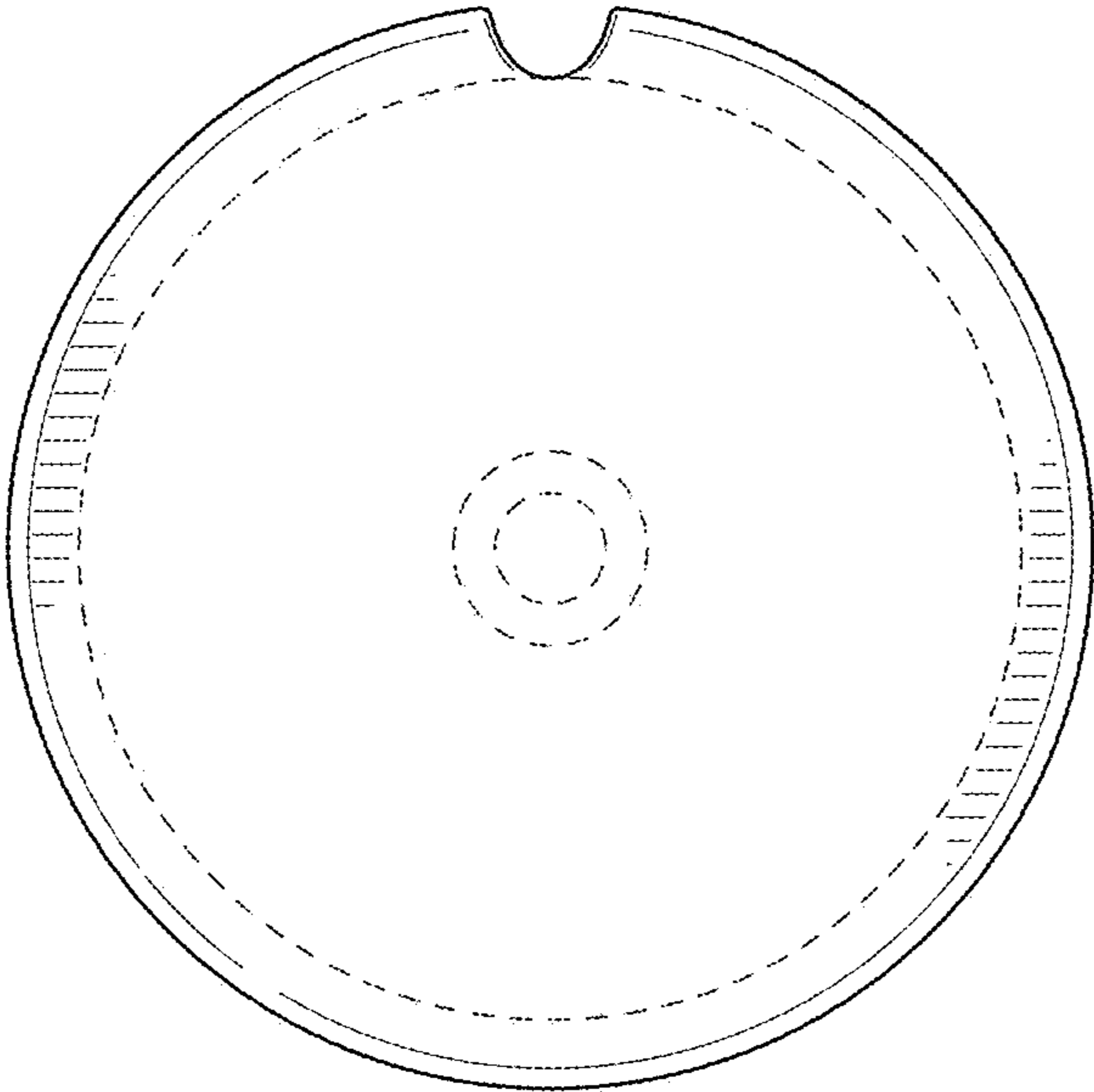


FIG. 7