



US00D886576S

(12) **United States Design Patent** (10) **Patent No.:** **US D886,576 S**
Vandenbos (45) **Date of Patent:** **** *Jun. 9, 2020**

(54) **MULTIPLE CONTAINER PACKAGE**

(71) Applicant: **Buzzbox Beverages, Inc.**, Palm Desert, CA (US)

(72) Inventor: **Rodney W. Vandenbos**, Palm Desert, CA (US)

(73) Assignee: **BUZZBOX BEVERAGES, INC.**, Palm Desert, CA (US)

(*) Notice: This patent is subject to a terminal disclaimer.

(**) Term: **15 Years**

(21) Appl. No.: **29/612,890**

(22) Filed: **Aug. 4, 2017**

(51) **LOC (12) Cl.** **09-03**

(52) **U.S. Cl.**
USPC **D9/418**

(58) **Field of Classification Search**
USPC D9/418, 414-417, 702, 711, 600, 431, D9/737, 433, 739, 721, 430; D6/407
CPC B65D 5/4204; B65D 5/725
See application file for complete search history.

(56) **References Cited**

U.S. PATENT DOCUMENTS

D274,407 S *	6/1984	Rosenburg, Jr.	D9/418
D295,958 S *	5/1988	Pugh	D9/711
D295,959 S *	5/1988	Pugh	D9/737
D332,744 S *	1/1993	McCooley	D9/415
5,425,474 A *	6/1995	Dalea	B65D 5/725
				206/499
D389,739 S *	1/1998	Auclair	D9/418
D394,385 S *	5/1998	Laughlin	D9/431
D395,007 S *	6/1998	Miller	D9/431
D395,601 S *	6/1998	Miller	D9/431
D415,423 S *	10/1999	Miller	D9/431
D418,052 S *	12/1999	Scrimger	D9/418

6,237,777 B1 *	5/2001	Bierly	B65D 5/4204
				206/232
D495,951 S *	9/2004	Miller	D9/418
D521,373 S *	5/2006	Stanton	D9/430
D524,151 S *	7/2006	Meehan	D9/414
D558,602 S *	1/2008	Kissner	D9/711
D577,295 S *	9/2008	Miller	D9/711
D592,073 S *	5/2009	Pfotenhauer	D9/702
D595,150 S *	6/2009	Cain	D9/711
D598,745 S *	8/2009	Bohache	D9/430
D600,940 S *	9/2009	Eliaš	D6/407
D608,635 S *	1/2010	Blick	D9/711
D610,919 S *	3/2010	James	D9/711
D620,353 S *	7/2010	Block	D9/433
D639,679 S *	6/2011	Kissner	D9/739

(Continued)

Primary Examiner — Rhea Shields

(74) *Attorney, Agent, or Firm* — Barnes & Thornburg LLP

(57) **CLAIM**

I claim the ornamental design for a multiple container package, as shown and described.

DESCRIPTION

FIG. 1 is a perspective view of a multiple container package in a blank, unassembled configuration, according to a new design; and

FIG. 2 is a top view thereof.

FIG. 3 is a perspective view of a multiple container package of FIG. 1 in an assembled state and populated with containers;

FIG. 4 is a front view thereof;

FIG. 5 is a rear view thereof;

FIG. 6 is a left side view thereof;

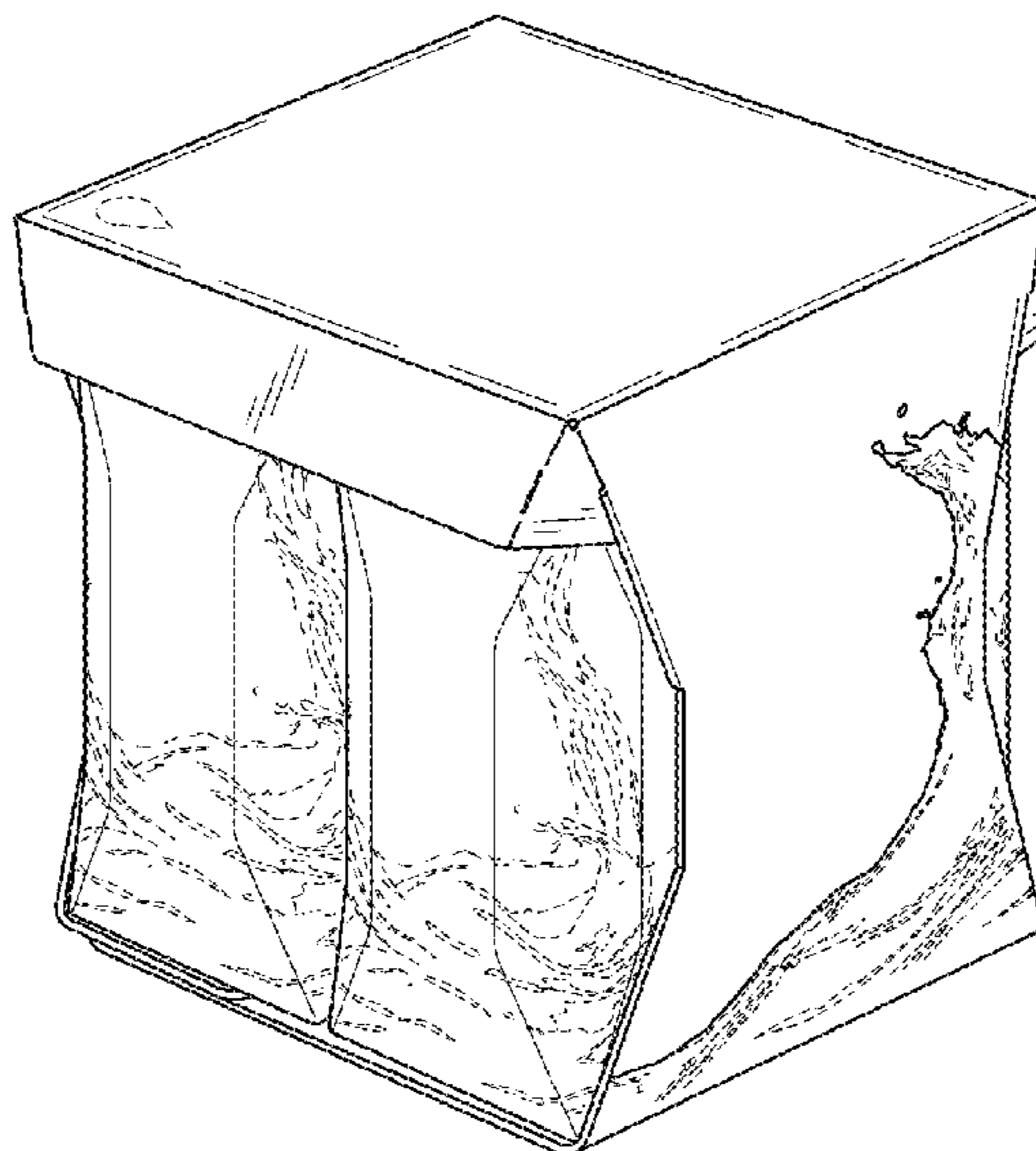
FIG. 7 is a right side view thereof;

FIG. 8 is a top plan view thereof; and,

FIG. 9 is a bottom plan view thereof.

In the drawings, the broken lines are for the purpose of illustrating environment only and form no part of the claimed design.

1 Claim, 5 Drawing Sheets



(56)

References Cited

U.S. PATENT DOCUMENTS

D642,934 S *	8/2011	Ly	D9/711
D689,360 S *	9/2013	Adams	D9/418
D752,425 S *	3/2016	Parthenis, Jr.	D9/414
D766,736 S *	9/2016	Shoshan	D9/711
D781,143 S *	3/2017	Holley, Jr.	D9/433
D787,934 S *	5/2017	Bore	D9/433
D808,281 S *	1/2018	Akana	D9/721
D835,999 S *	12/2018	Vandenbos	D9/600

* cited by examiner

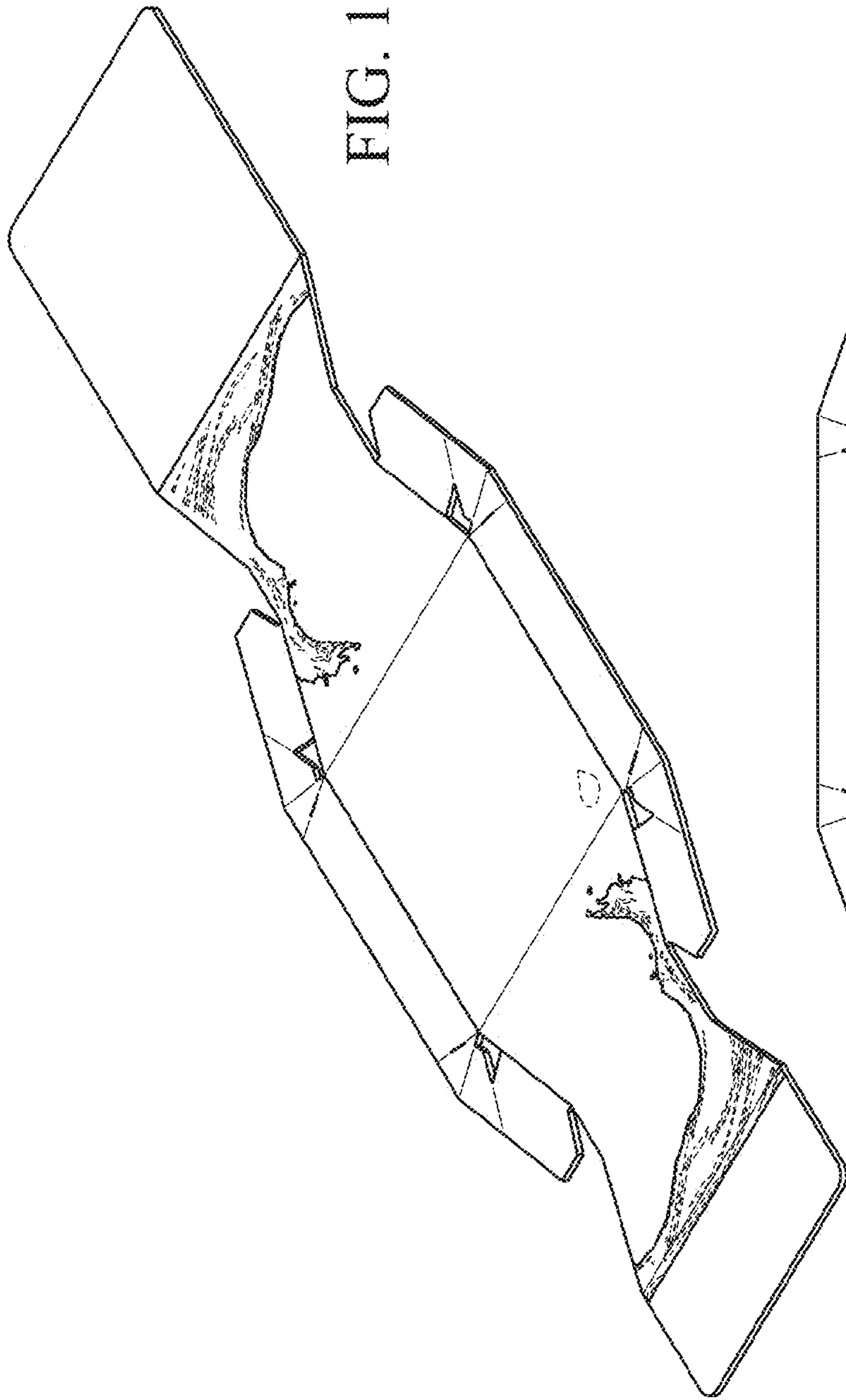
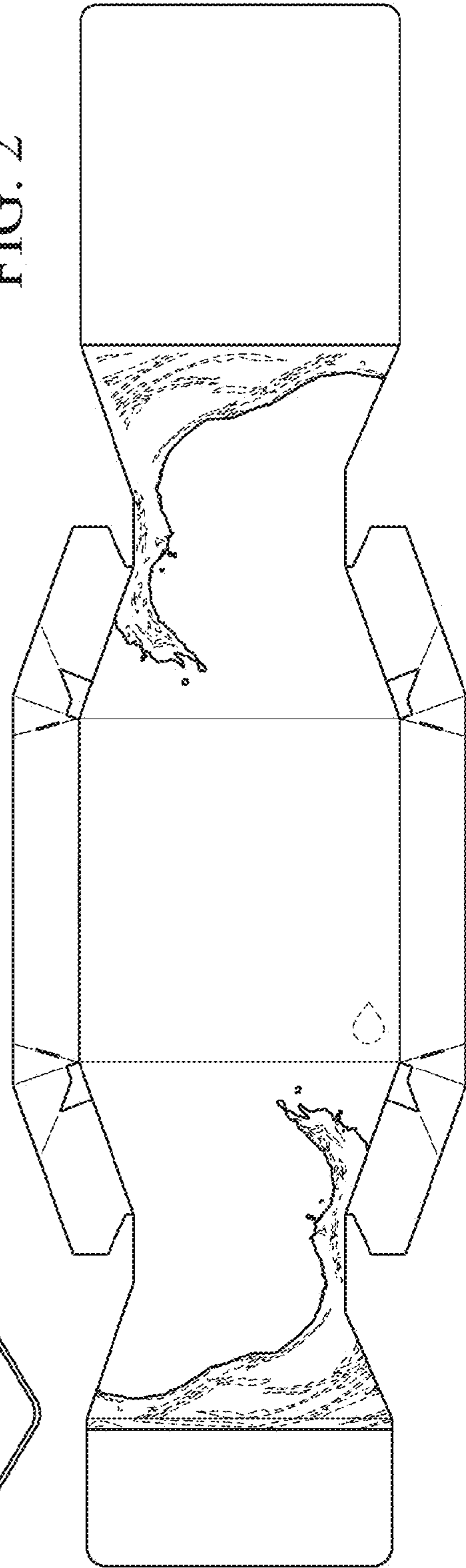


FIG. 2



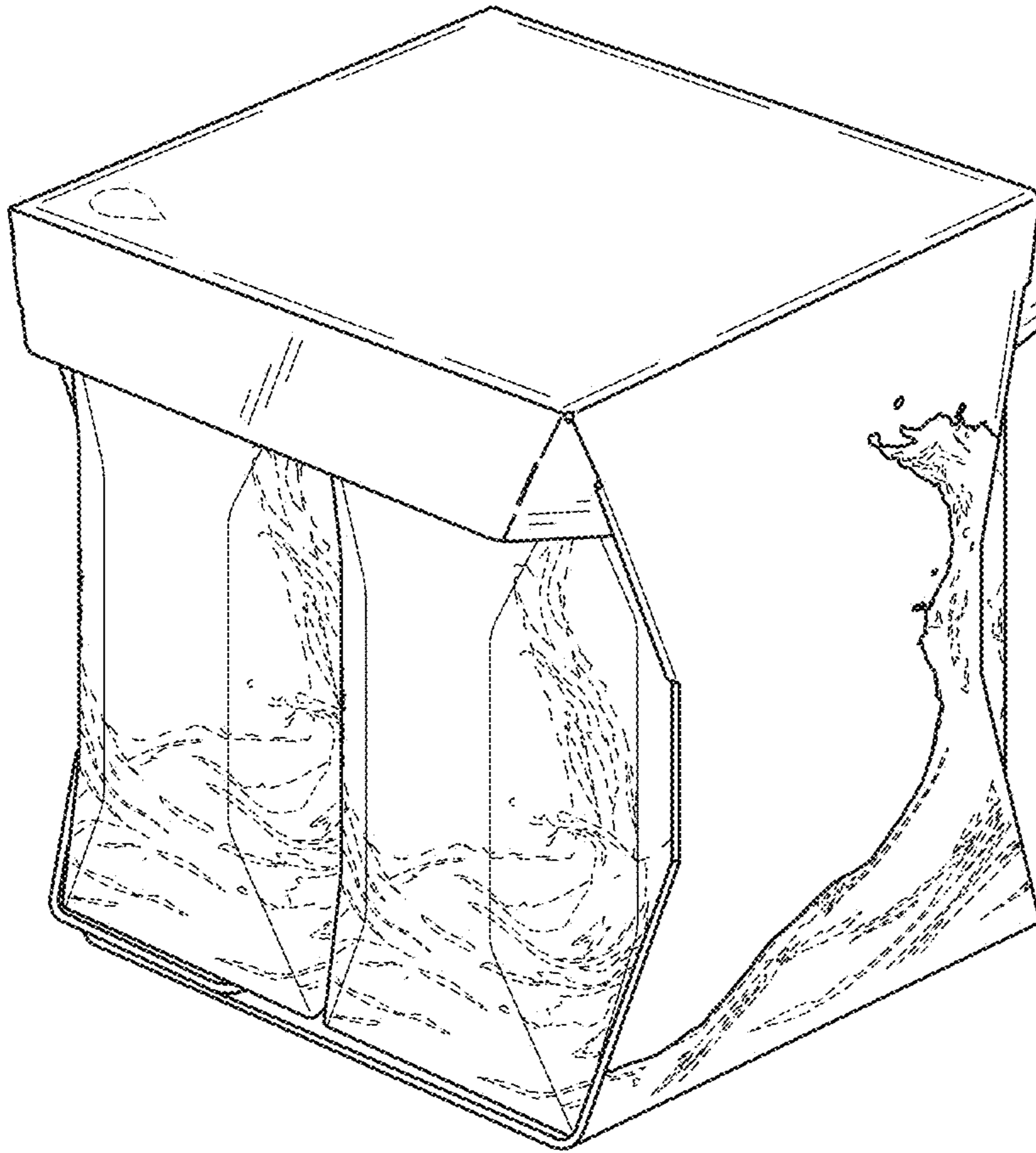


FIG. 3

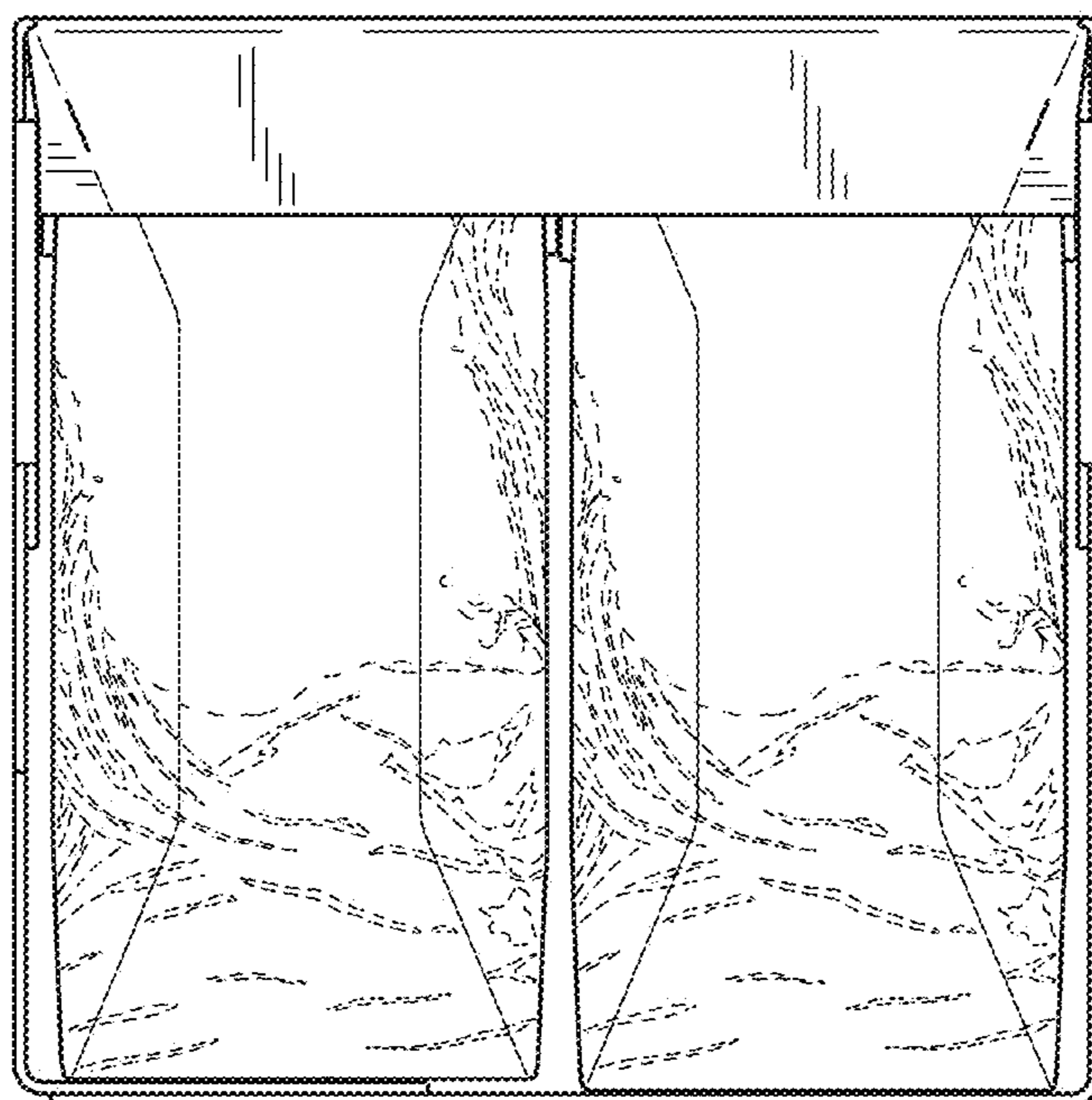


FIG. 4

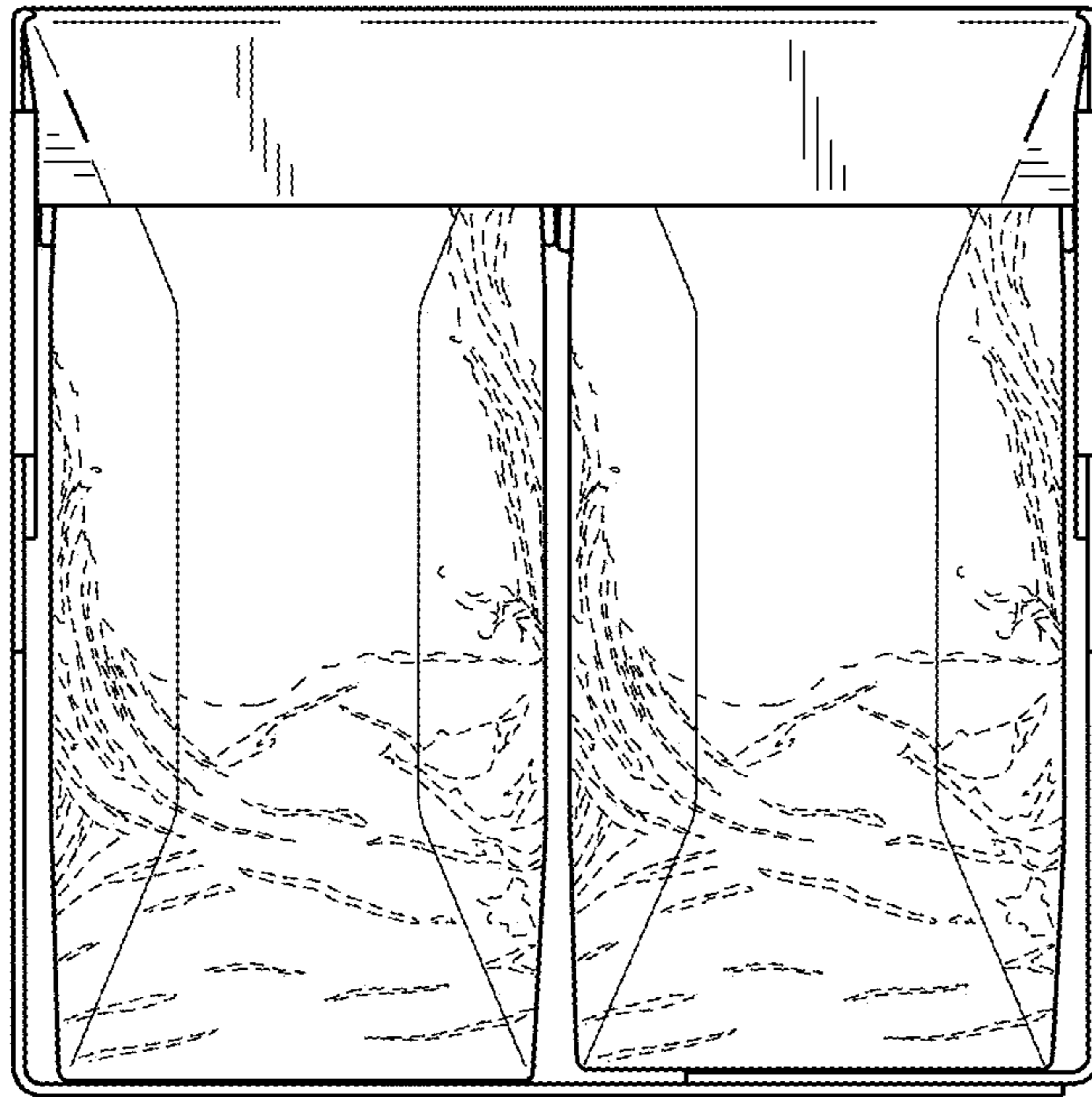


FIG. 5

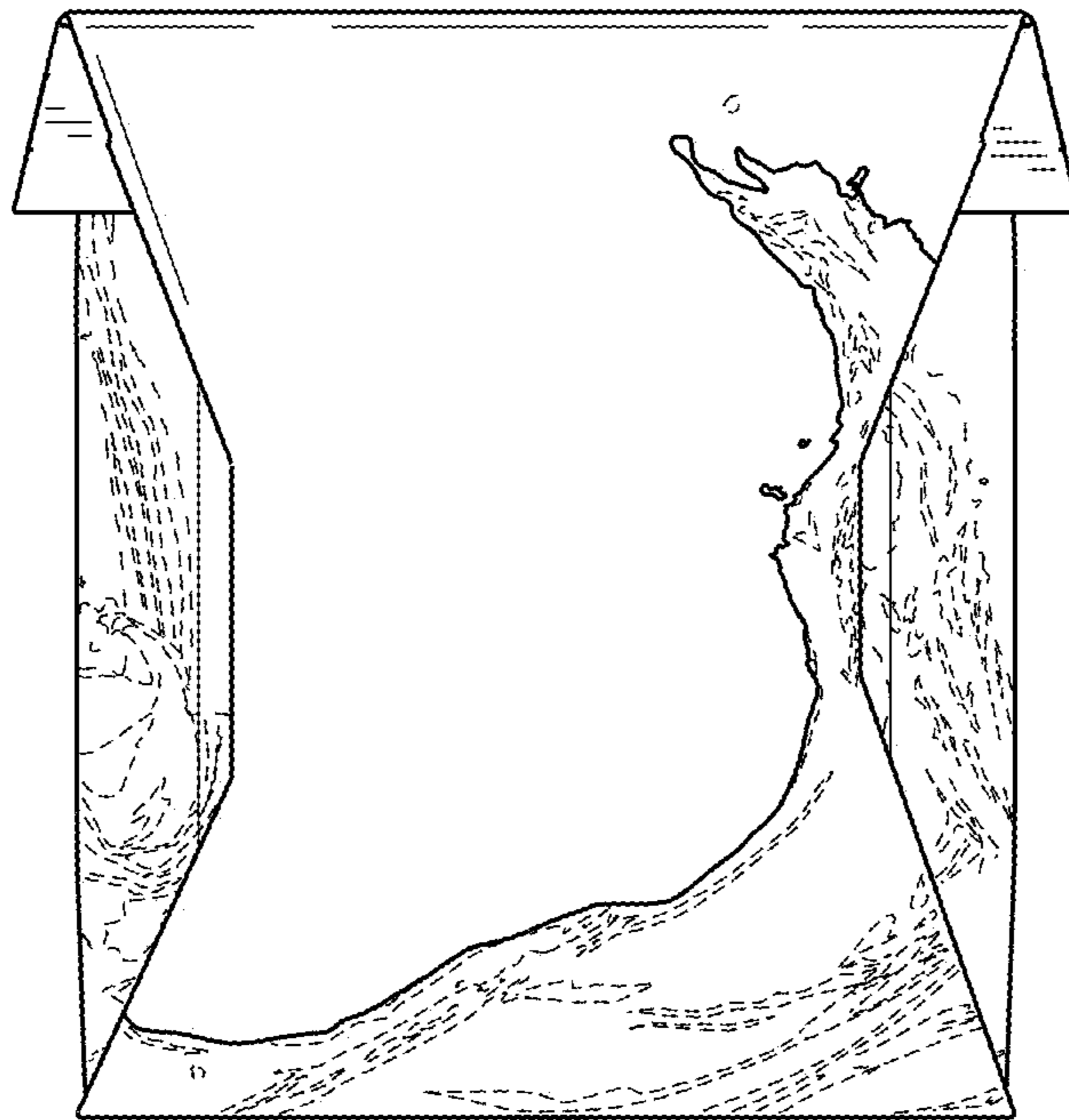


FIG. 6

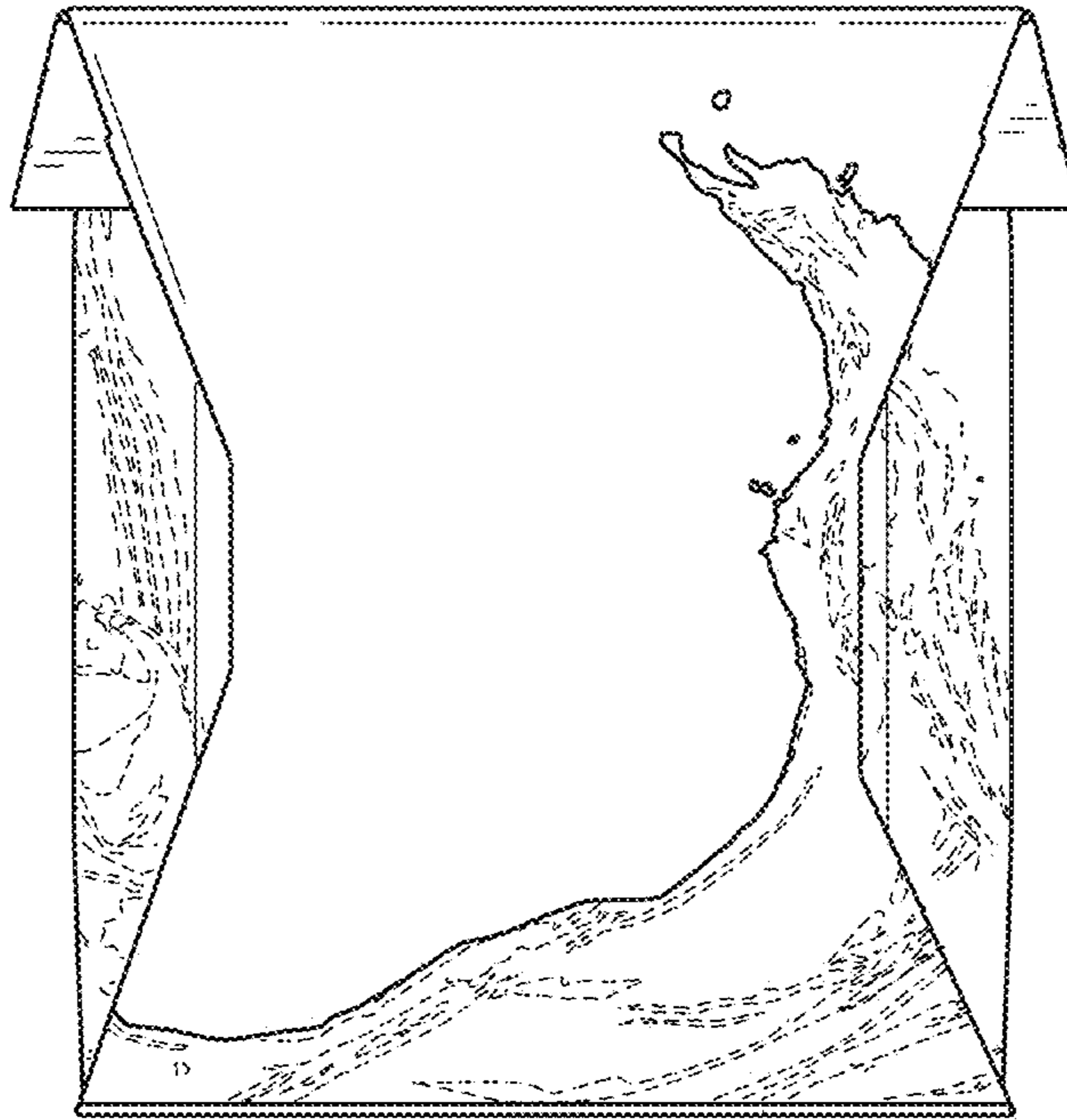


FIG. 7

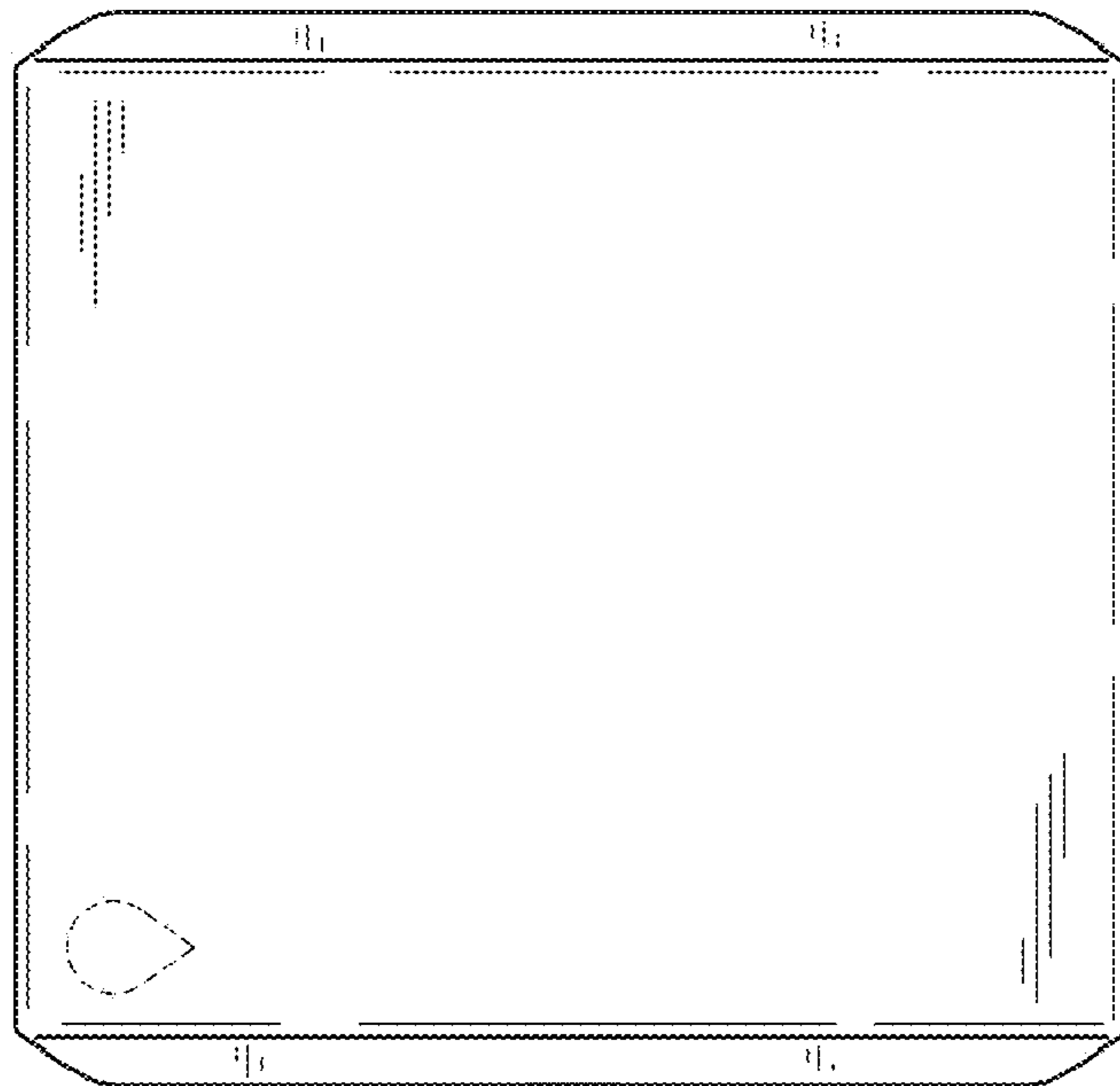


FIG. 8




FIG. 9