



US00D886559S

(12) **United States Design Patent**
Valerie, Sr.

(10) **Patent No.:** **US D886,559 S**
(45) **Date of Patent:** **** Jun. 9, 2020**

- (54) **APPLICATOR BLADE**
- (71) Applicant: **Nunzio Valerie, Sr.**, Avondale, AZ (US)
- (72) Inventor: **Nunzio Valerie, Sr.**, Avondale, AZ (US)
- (**) Term: **15 Years**
- (21) Appl. No.: **29/691,098**
- (22) Filed: **May 14, 2019**

4,014,616 A	3/1977	Mast, Jr.	
4,053,242 A	10/1977	Mast, Jr.	
4,097,951 A *	7/1978	Hurt	B05C 17/10
			15/144.1
D261,601 S	11/1981	Kettlestrings	
D263,550 S	3/1982	Zuhlsdorf	
D264,805 S	6/1982	Annand	
4,350,445 A	9/1982	Olsson	
D272,661 S	2/1984	Cutler	
D276,564 S	11/1984	Leininger	
D283,067 S	3/1986	McLin	
D290,056 S	5/1987	Hatfield	
D290,777 S	7/1987	Lee	
D295,911 S	5/1988	Zogg	
D297,801 S	9/1988	Olsson	
4,784,598 A	11/1988	Kranz	
D302,880 S	8/1989	Terry	

Related U.S. Application Data

- (63) Continuation-in-part of application No. 29/629,321, filed on Dec. 12, 2017, now Pat. No. Des. 848,230, which is a continuation-in-part of application No. 29/562,537, filed on Apr. 26, 2016, now Pat. No. Des. 804,920.
- (51) **LOC (12) Cl.** **08-05**
- (52) **U.S. Cl.**
USPC **D8/45; D8/40**
- (58) **Field of Classification Search**
USPC D8/14, 45, 20; D32/40, 46; D28/7;
D7/688
CPC B05B 11/06; B05C 17/00; B44D 3/105;
B26B 21/56; B29C 2063/037; A47L
13/11
See application file for complete search history.

Primary Examiner — Philip S Hyder

(74) *Attorney, Agent, or Firm* — Adam R. Stephenson, Ltd.

CLAIM

(57) The ornamental design for an applicator blade, as shown and described.

DESCRIPTION

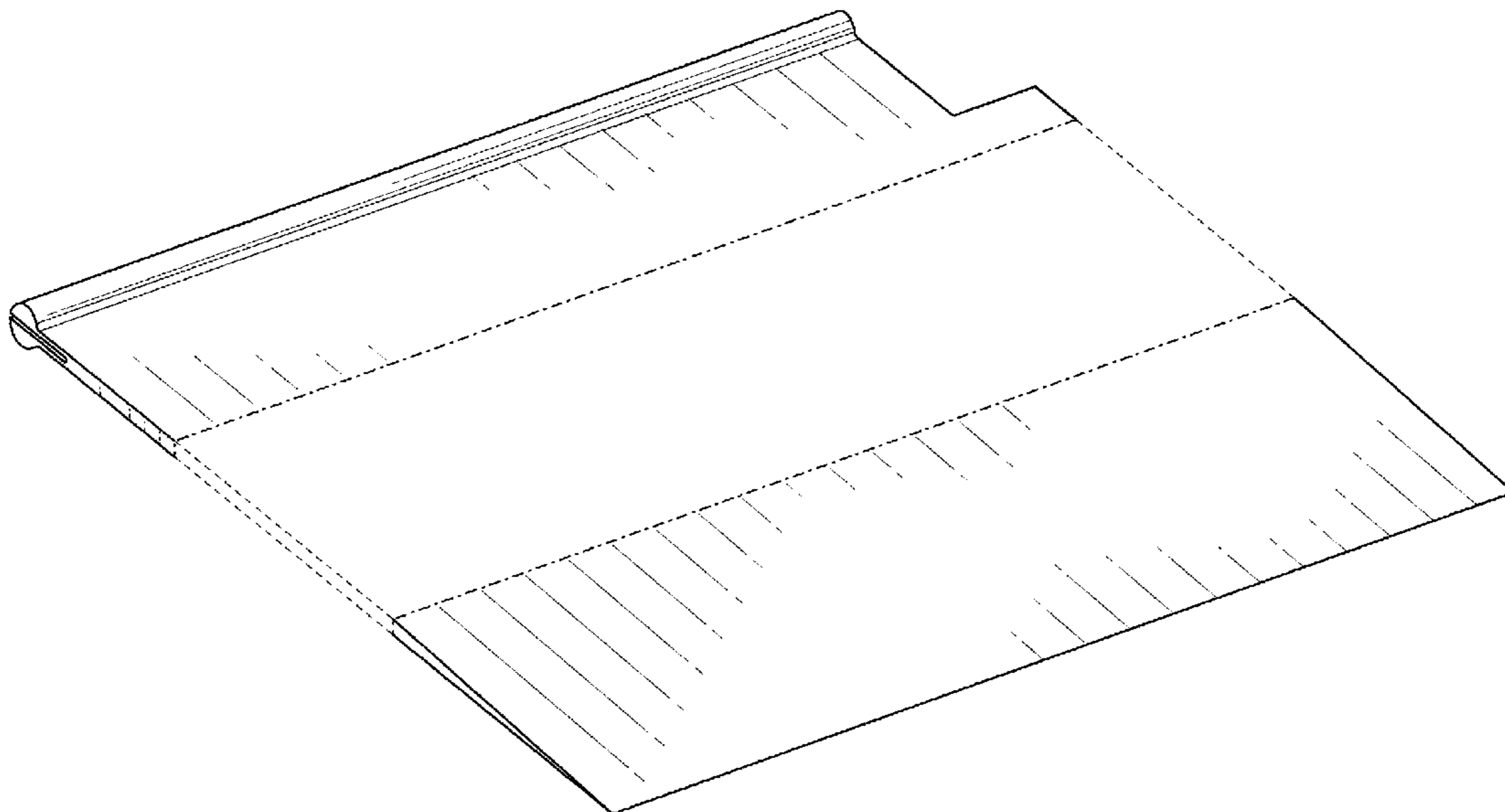
FIG. 1 is front perspective view of an implementation of a blade coupled to an applicator;
 FIG. 2 is a front perspective view of the blade of FIG. 1;
 FIG. 3 is a front view of the blade of FIG. 1;
 FIG. 4 is a back view of the blade of FIG. 1;
 FIG. 5 is a left sided view of the blade of FIG. 1;
 FIG. 6 is a right sided view of the blade of FIG. 1;
 FIG. 7 is a top view of the blade of FIG. 1; and,
 FIG. 8 is a bottom view of the blade of FIG. 1.
 The even broken lines illustrate portions of the applicator blade in which the design is embodied that form no part of the claimed design. The uneven broken lines delineate unclaimed boundaries.

(56) **References Cited**

U.S. PATENT DOCUMENTS

2,019,122 A *	10/1935	Duritz	B26B 21/56
			30/346.58
2,108,267 A *	2/1938	O'Neill	B26B 21/56
			30/346.58
2,390,921 A	12/1945	Clark	
2,425,215 A	8/1947	West	
2,590,977 A	4/1952	Kay	
3,676,888 A *	7/1972	Akers	B44D 3/105
			15/245

1 Claim, 4 Drawing Sheets



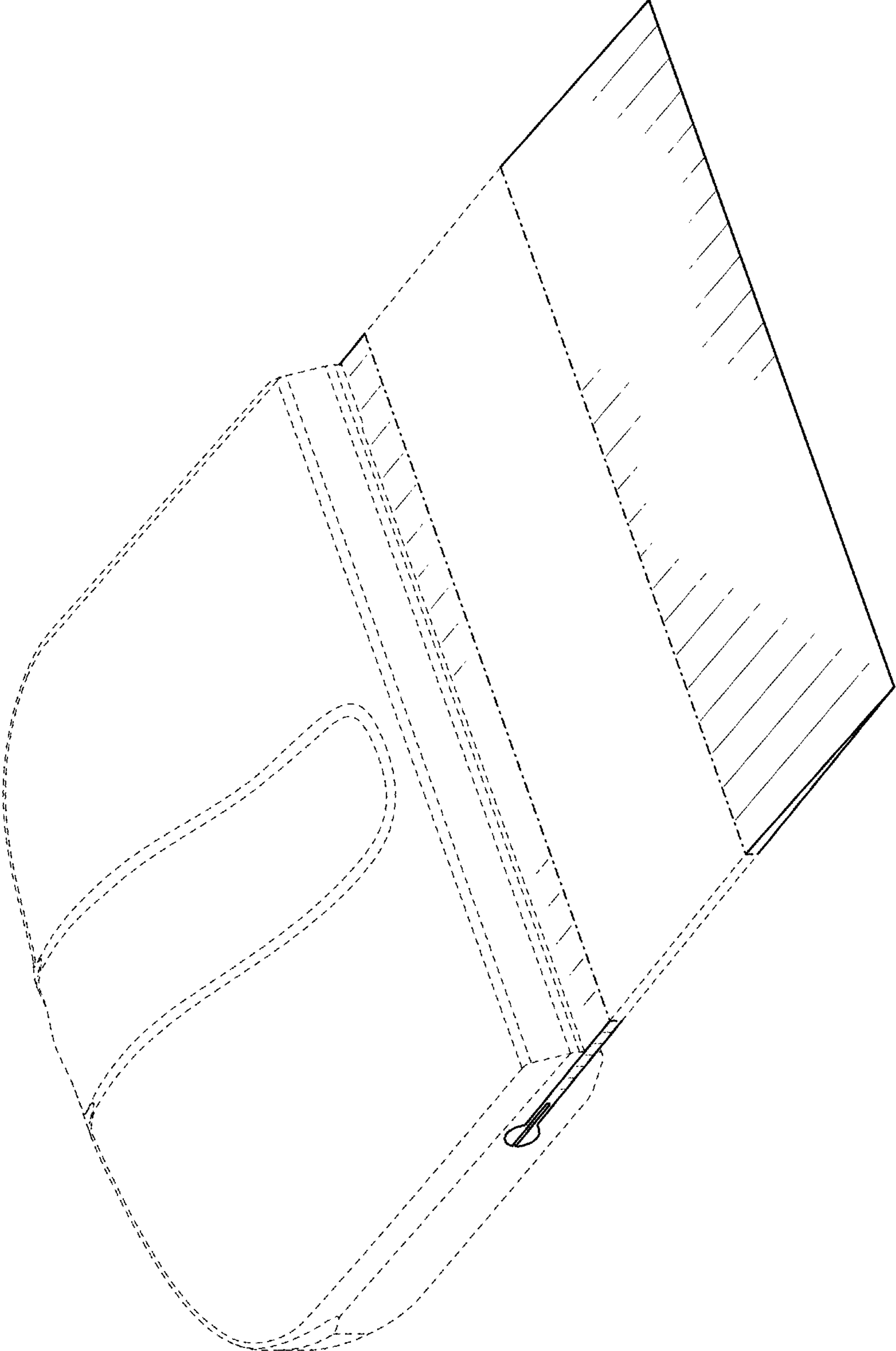


FIG. 1




FIG. 2

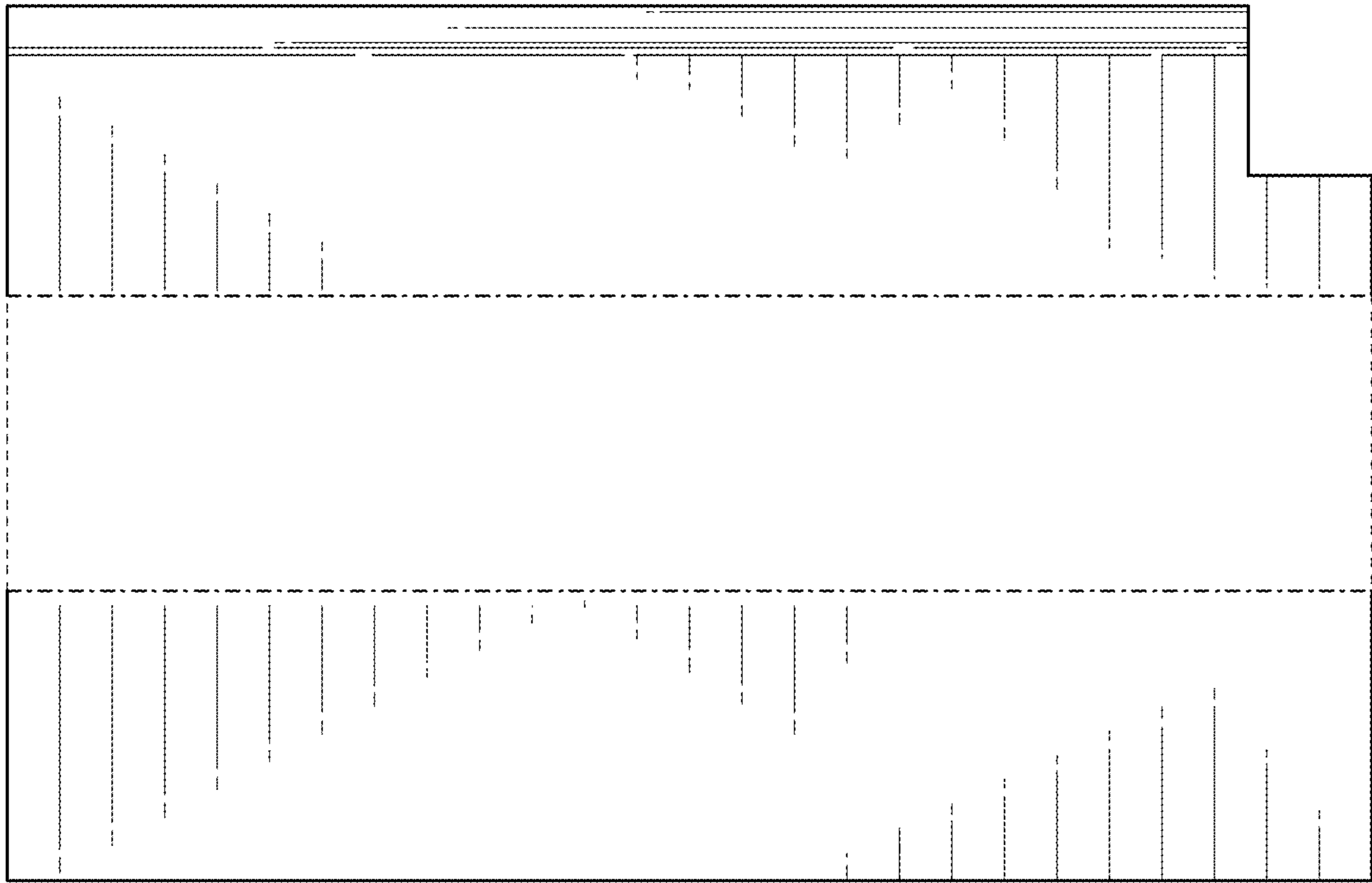


FIG. 3

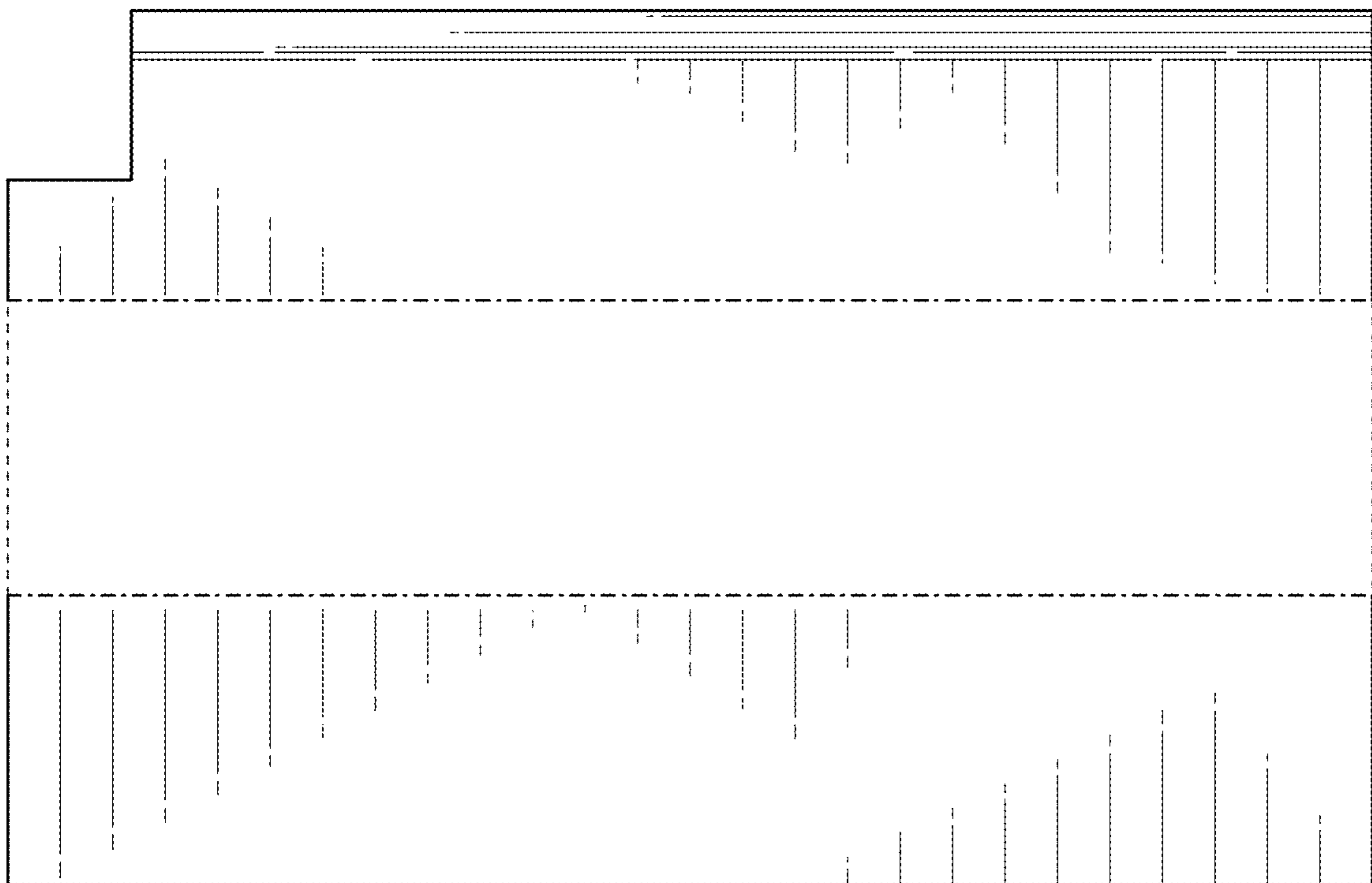


FIG. 4




FIG. 5




FIG. 6




FIG. 7

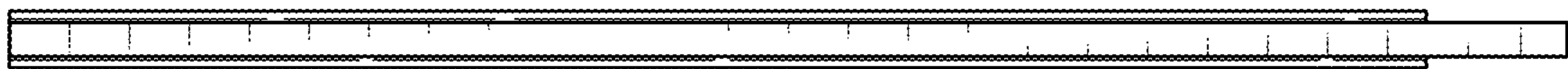


FIG. 8