



US00D886519S

(12) **United States Design Patent**
Ahlstrom

(10) **Patent No.:** **US D886,519 S**
(45) **Date of Patent:** **** Jun. 9, 2020**

(54) **DEVICE FOR HOLDING A DRINKING CONTAINER**

(71) Applicant: **Daniel Darrel Ahlstrom**, Richfield, MN (US)

(72) Inventor: **Daniel Darrel Ahlstrom**, Richfield, MN (US)

(**) Term: **15 Years**

(21) Appl. No.: **29/718,316**

(22) Filed: **Dec. 23, 2019**

Related U.S. Application Data

(63) Continuation of application No. 15/822,687, filed on Nov. 27, 2017, now Pat. No. 10,548,424.

(51) **LOC (12) Cl.** **07-02**

(52) **U.S. Cl.**
USPC **D7/394; D7/622**

(58) **Field of Classification Search**
USPC D7/619.1-625, 394, 396.2; D9/499, 455, D9/434, 436, 443
CPC . A45F 5/10; A61J 9/06; B65D 23/106; A47G 23/0266; A47G 23/0241
See application file for complete search history.

(56) **References Cited**

U.S. PATENT DOCUMENTS

1,118,395	A *	11/1914	Campbell	A47G 19/12
					222/470
D195,985	S *	8/1963	Scherrer et al.	D7/622
3,261,633	A *	7/1966	Sakuta	A47G 23/0266
					294/16
D254,417	S *	3/1980	DeMars	D7/394
4,200,323	A *	4/1980	Cocksedge	A47G 23/0266
					294/27.1
D276,586	S *	12/1984	Hanna	D34/28
D303,336	S *	9/1989	Webster	D7/622

D372,844	S *	8/1996	Nunes	D7/622
D384,557	S *	10/1997	Goza	D7/622
5,788,298	A *	8/1998	Cheng	A47G 23/0216
					220/738
D459,942	S *	7/2002	Miller	D7/394
6,588,064	B2 *	7/2003	Baum	A47G 23/0216
					16/422
D592,058	S *	5/2009	Rapaport	D7/622
7,581,704	B1 *	9/2009	Pugsley	A47G 23/0233
					220/737
8,365,360	B2 *	2/2013	Kunnath	A47B 95/02
					16/406
8,608,019	B2 *	12/2013	Wren	A47G 23/0216
					220/757
9,669,963	B2 *	6/2017	Shirley	B65D 1/02
9,796,507	B2 *	10/2017	Wangler	B65D 25/2829
2004/0129852	A1 *	7/2004	Giampavolo	A47G 23/0225
					248/315
2004/0187265	A1 *	9/2004	Ho	A47J 45/10
					16/422

(Continued)

Primary Examiner — Cynthia M. Chin

(74) *Attorney, Agent, or Firm* — Ted Masters

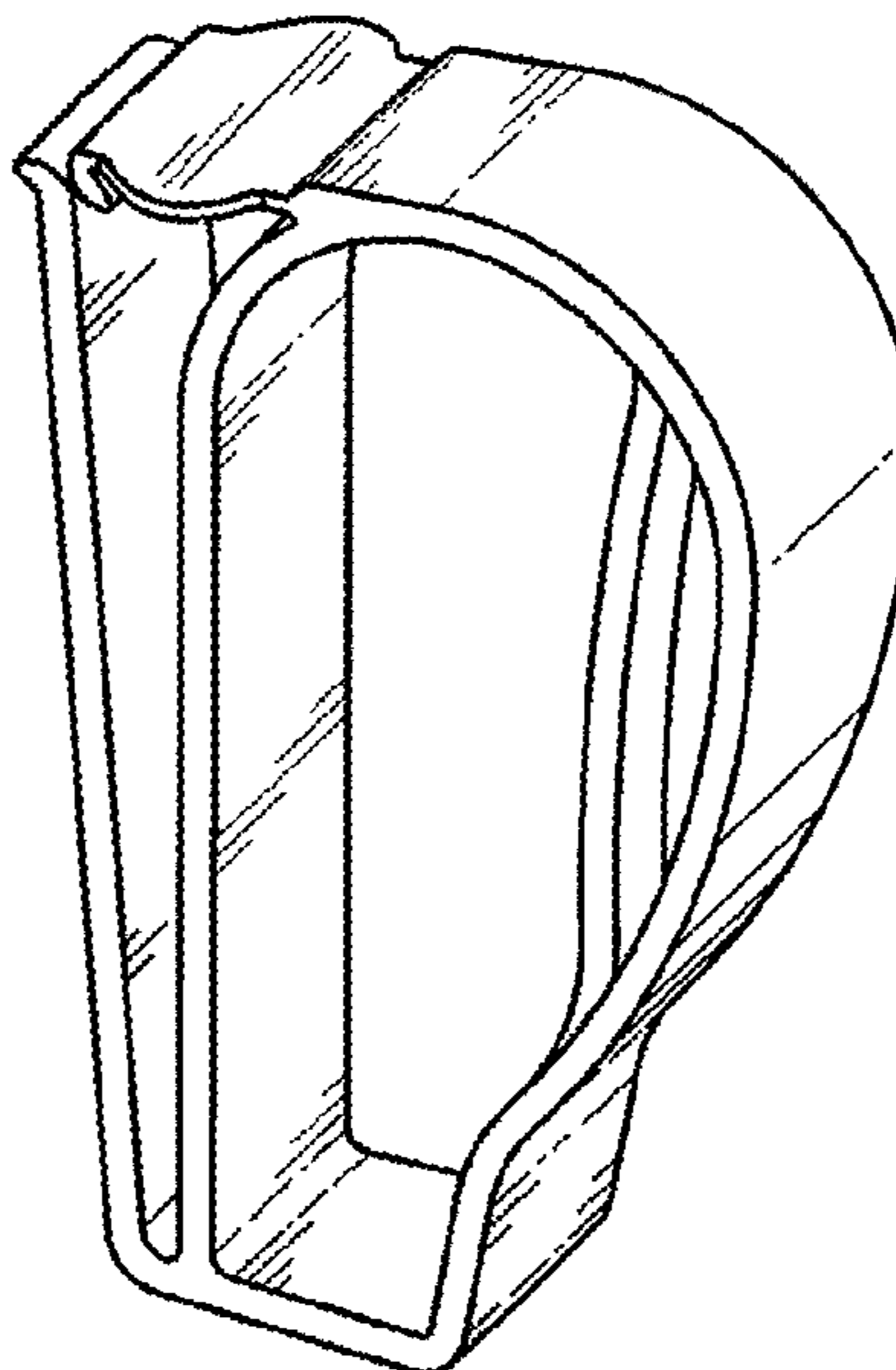
(57) **CLAIM**

The ornamental design for a device for holding a drinking container, as shown.

DESCRIPTION

FIG. 1 is a top plan view of a device for holding a drinking container;
FIG. 2 is a side elevation view of the device for holding a drinking container;
FIG. 3 is a bottom plan view of the device for holding a drinking container;
FIG. 4 is a top right perspective view of the device for holding a drinking container; and,
FIG. 5 is a top left perspective view of the device for holding a drinking container.

1 Claim, 2 Drawing Sheets



(56)

References Cited

U.S. PATENT DOCUMENTS

2005/0184078 A1* 8/2005 Oas A47G 19/2227
220/756
2013/0200087 A1* 8/2013 Mango A47G 23/0216
220/710.5

* cited by examiner

FIG. 1

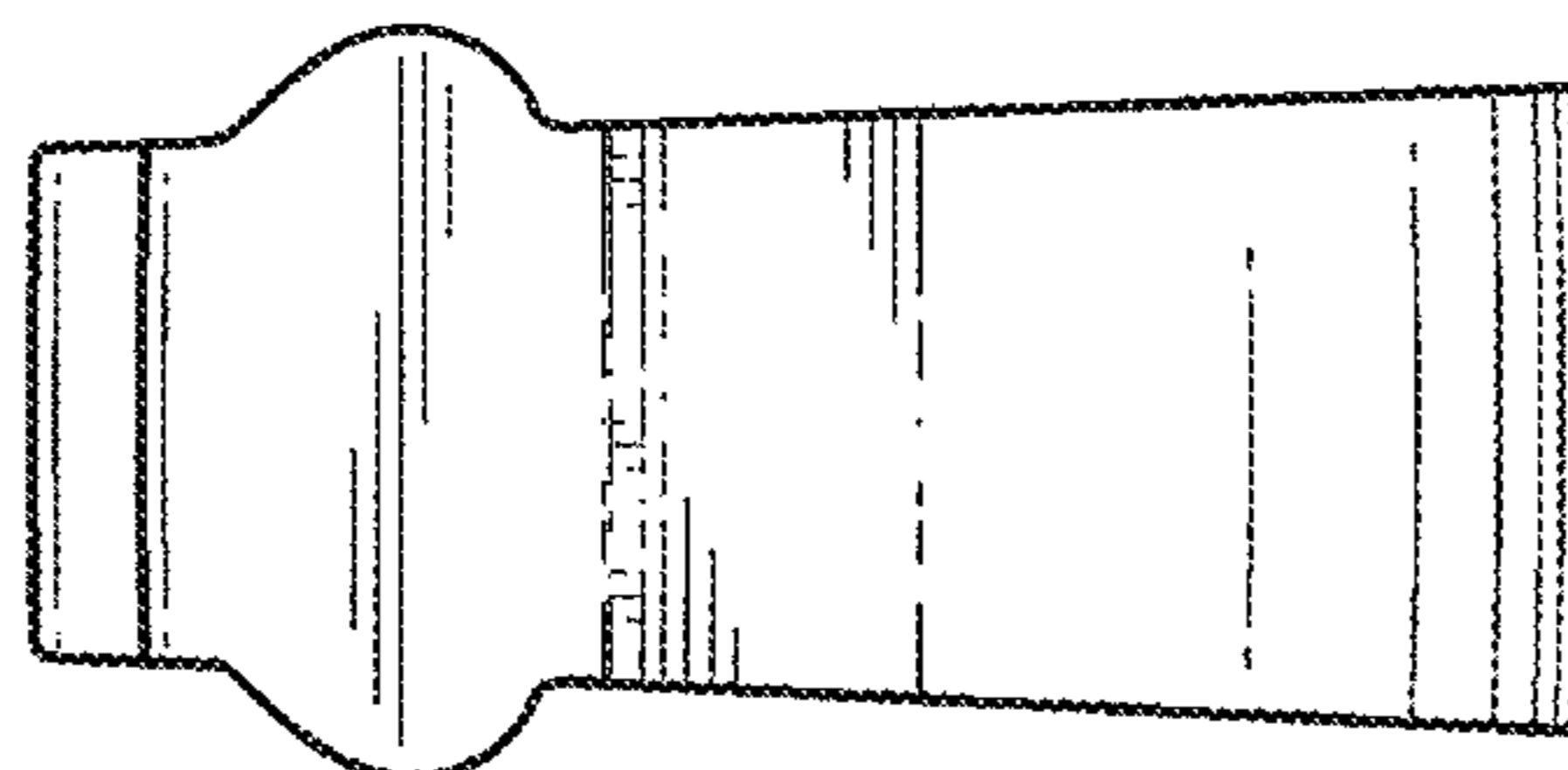


FIG. 2

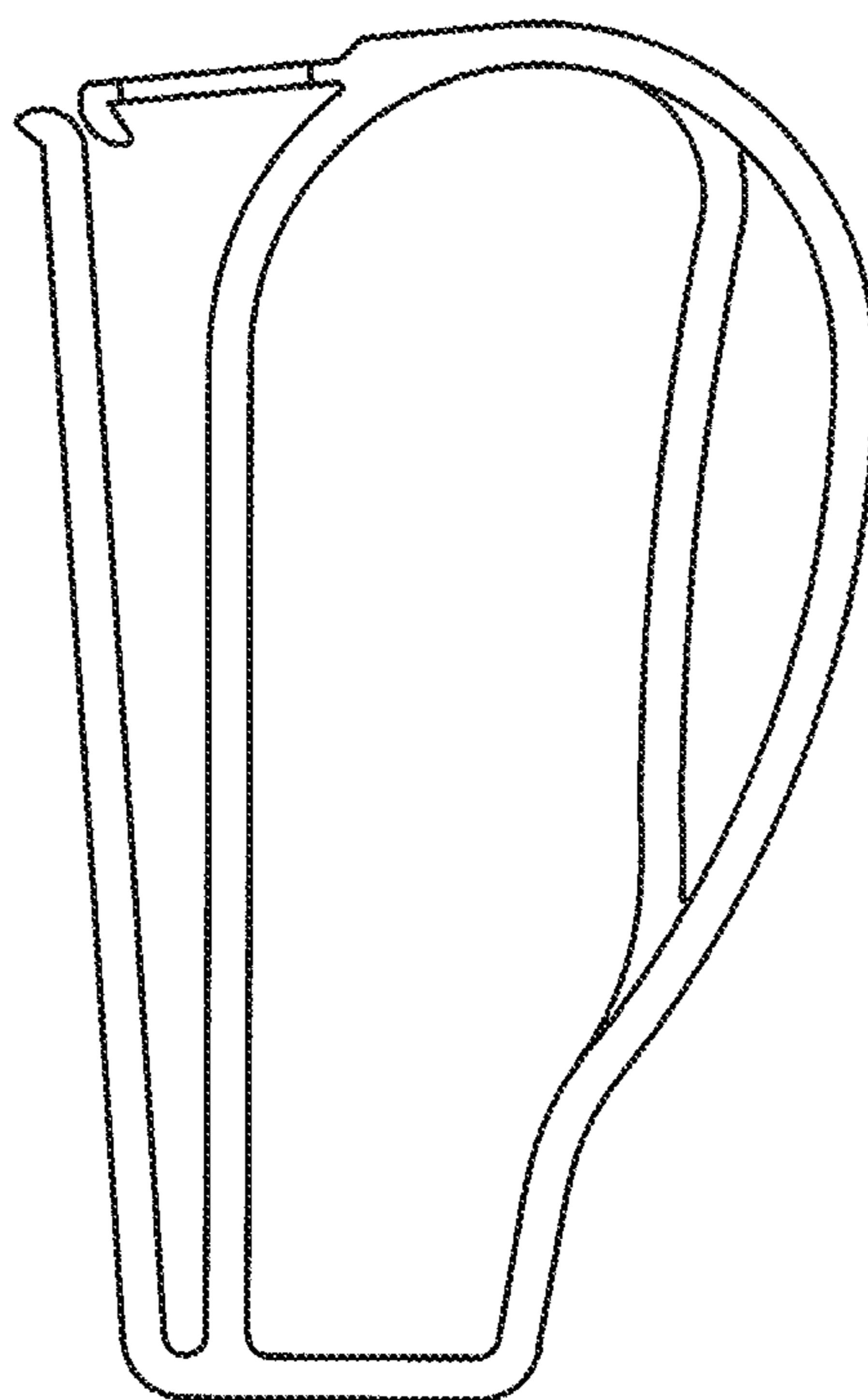


FIG. 3

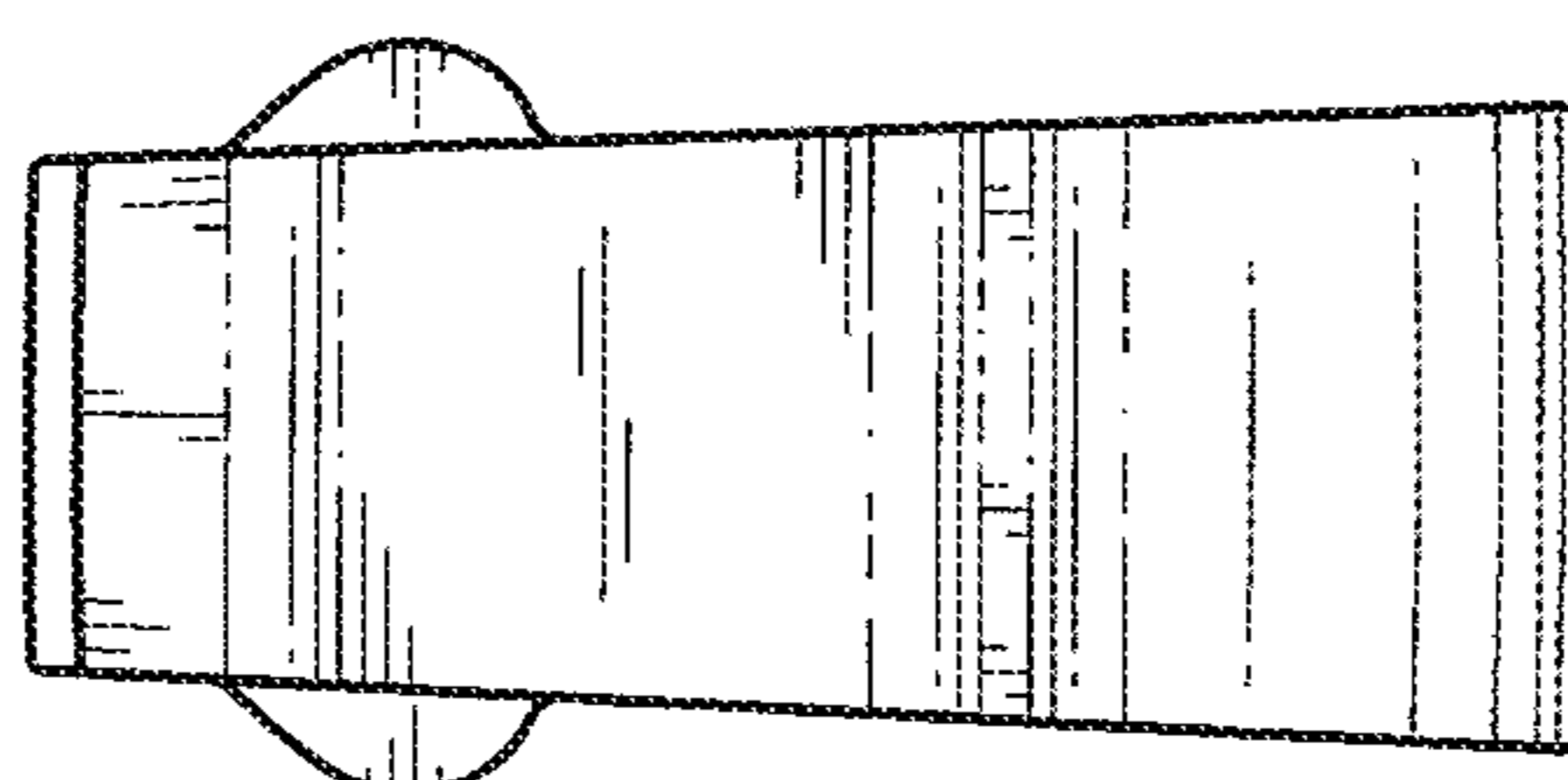


FIG. 4

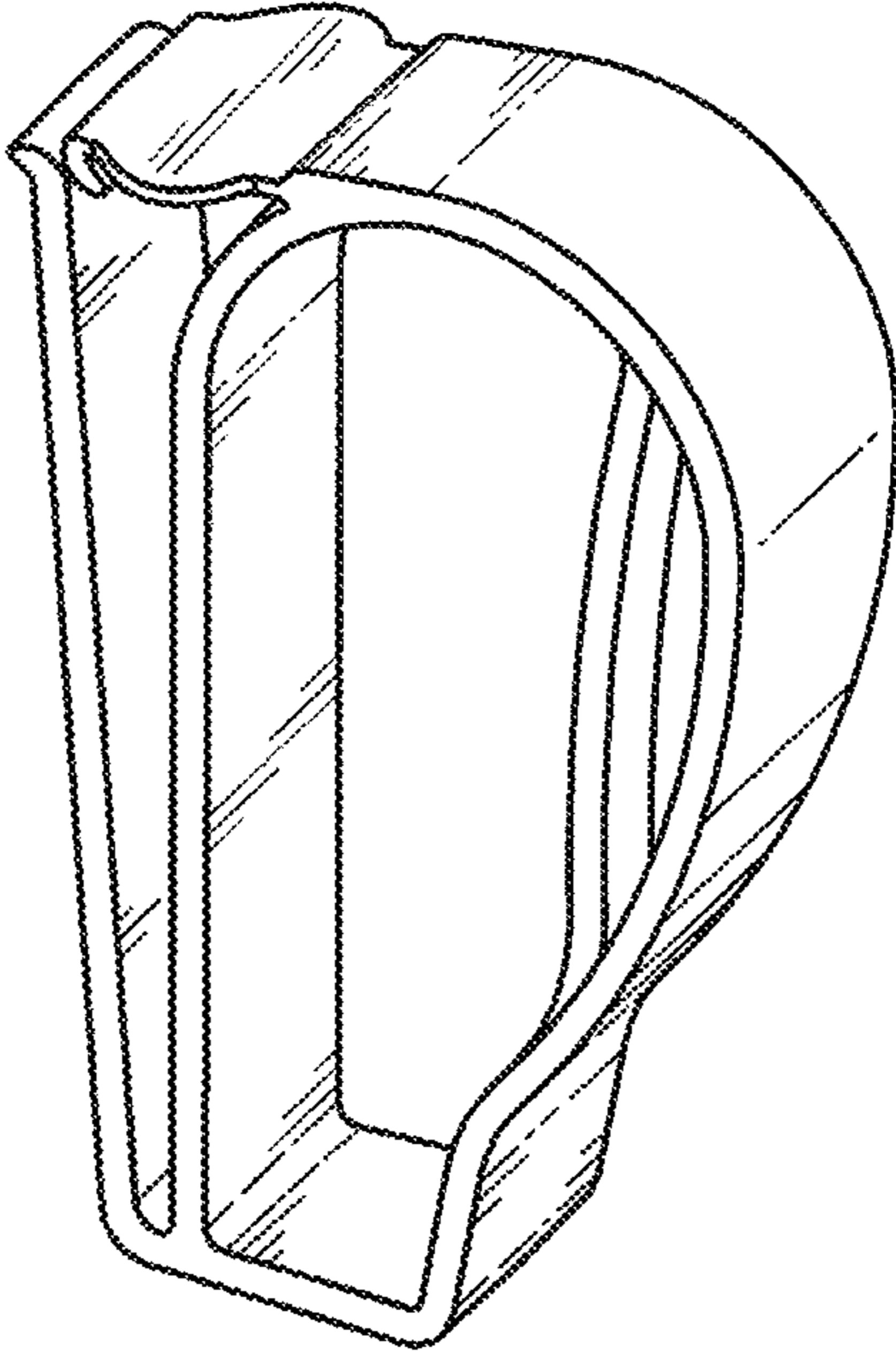


FIG. 5

