



US00D886504S

(12) **United States Design Patent**  
**Bock**

(10) **Patent No.:** **US D886,504 S**

(45) **Date of Patent:** **\*\* Jun. 9, 2020**

(54) **COFFEEMAKER**

(71) Applicant: **Hamilton Beach Brands, Inc.**, Glen Allen, VA (US)

(72) Inventor: **Brian Bock**, Midlothian, VA (US)

(73) Assignee: **Hamilton Beach Brands, Inc.**, Glen Allen, VA (US)

(\*\*) Term: **15 Years**

(21) Appl. No.: **29/682,086**

(22) Filed: **Mar. 1, 2019**

(51) **LOC (12) Cl.** ..... **07-01**

(52) **U.S. Cl.**  
USPC ..... **D7/309; D7/311**

(58) **Field of Classification Search**  
USPC ..... D7/300, 309-311, 306-308, 305, 397,  
D7/355, 362, 365, 367, 399; 222/146.6,  
222/185.1, 135; 99/295, 323.1  
CPC ..... A47J 31/02; A47J 31/407; A47J 31/18;  
A47J 31/061; A47J 31/4403; A47J  
31/057; B67D 1/0869; B67D 1/0004;  
B67D 1/0036

See application file for complete search history.

(56) **References Cited**

U.S. PATENT DOCUMENTS

D361,690 S *	8/1995	Amie	.....	D7/309
D365,961 S *	1/1996	Cortese	.....	D7/309
D386,038 S *	11/1997	Delaey	.....	D7/309
D390,409 S *	2/1998	Littmann	.....	D7/309
6,752,069 B1	6/2004	Burke et al.		
7,225,728 B2	6/2007	Lyall		

D712,188 S *	9/2014	Averty	.....	D7/309
D718,563 S *	12/2014	Deman	.....	D7/305
D763,614 S *	8/2016	Han	.....	D7/306
9,596,956 B2	3/2017	Hughes		
D785,393 S *	5/2017	Palermo	.....	D7/306
D788,509 S *	6/2017	Wei	.....	D7/305
D800,487 S *	10/2017	Chawla	.....	D7/306
D812,952 S *	3/2018	Fedorak	.....	D7/306
D833,792 S *	11/2018	Garman	.....	D7/309
10,143,331 B1	12/2018	Heys et al.		
D841,383 S *	2/2019	Warburton	.....	D7/306
2017/0360251 A1	12/2017	Miller		
2018/0168390 A1	6/2018	Ting et al.		
2018/0220833 A1	8/2018	Gross et al.		
2018/0263405 A1	9/2018	Drees et al.		

\* cited by examiner

*Primary Examiner* — Marianne N Pandozzi

(74) *Attorney, Agent, or Firm* — Alexander D. Raring

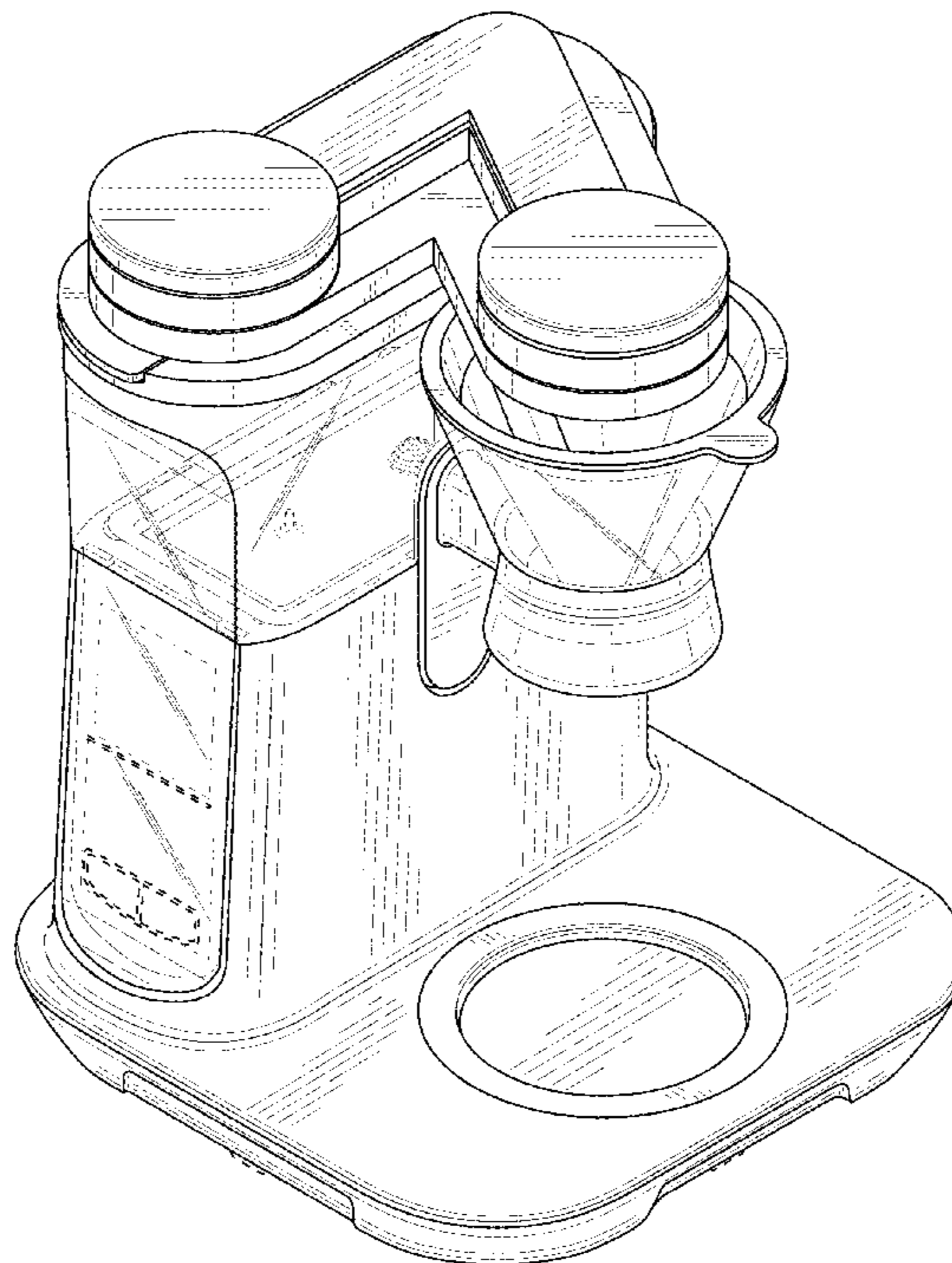
(57) **CLAIM**

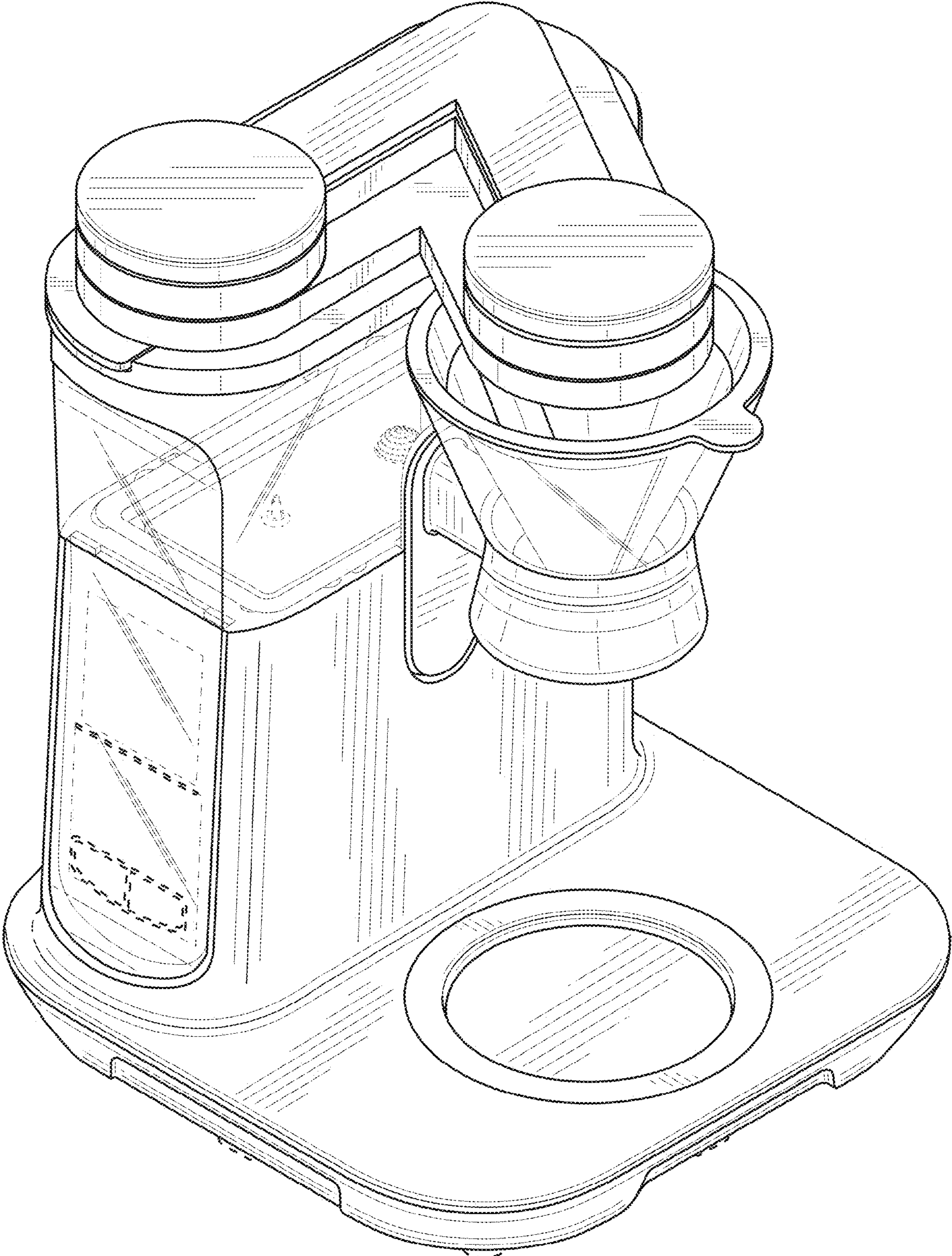
The ornamental design for a coffeemaker, as shown and described.

**DESCRIPTION**

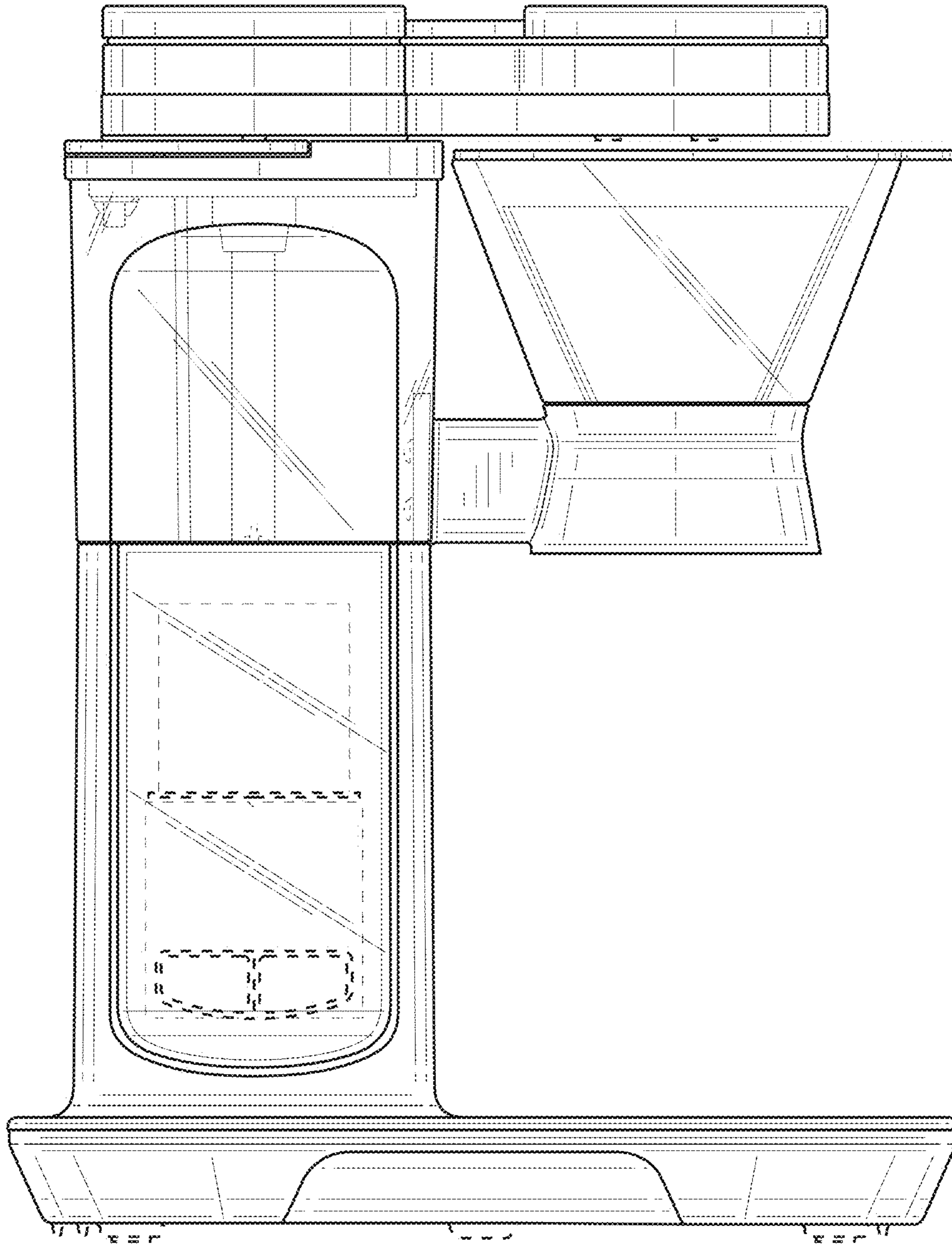
FIG. 1 is a perspective view of coffeemaker showing my new design;  
FIG. 2 a front view thereof;  
FIG. 3 is a rear view thereof;  
FIG. 4 is a left side view thereof;  
FIG. 5 is a right side view thereof;  
FIG. 6 is a top plan view thereof; and,  
FIG. 7 is a bottom plan view thereof.  
The broken lines in the drawing depict environmental subject matter only and form no part of the claimed design.

**1 Claim, 7 Drawing Sheets**

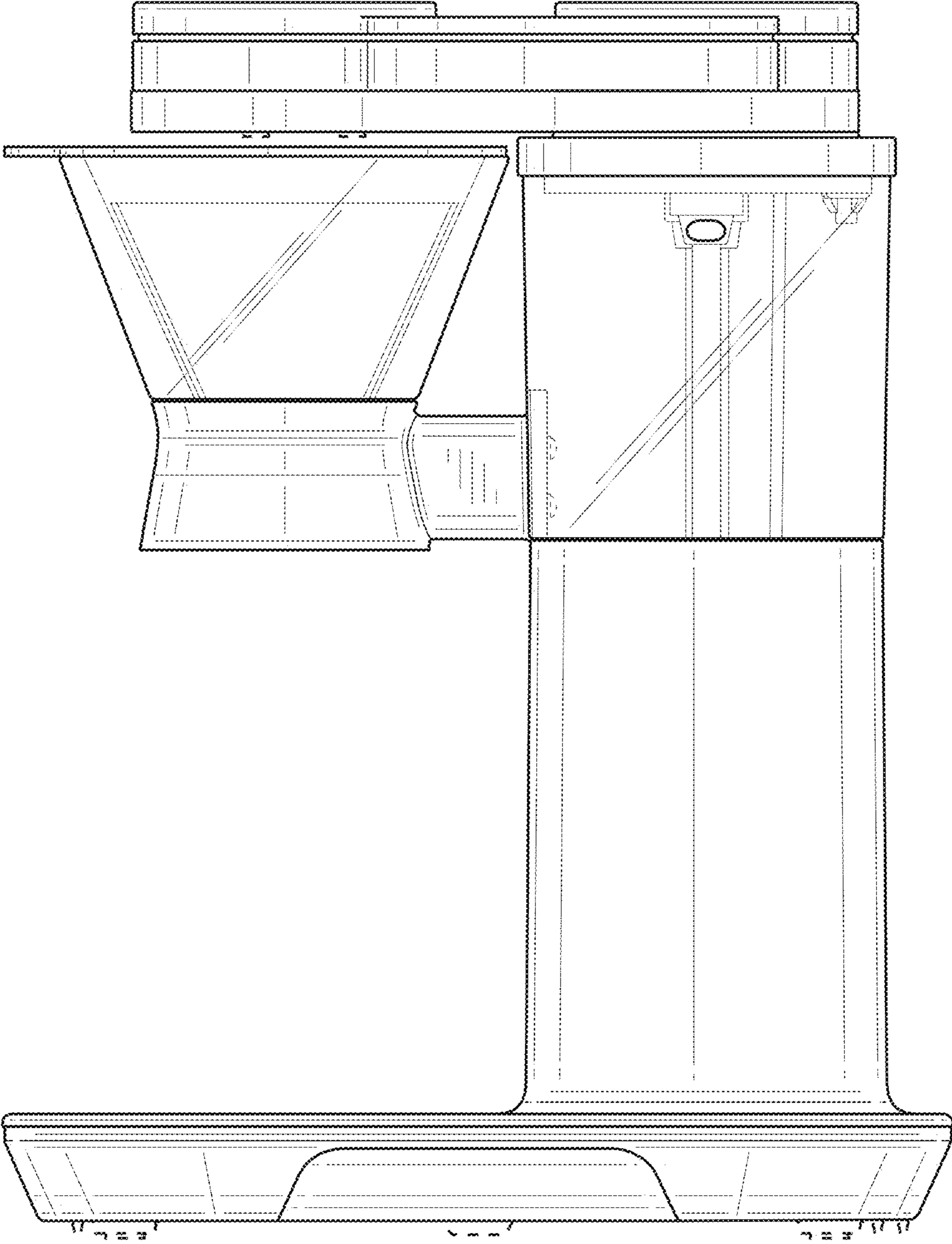





**FIG. 1**



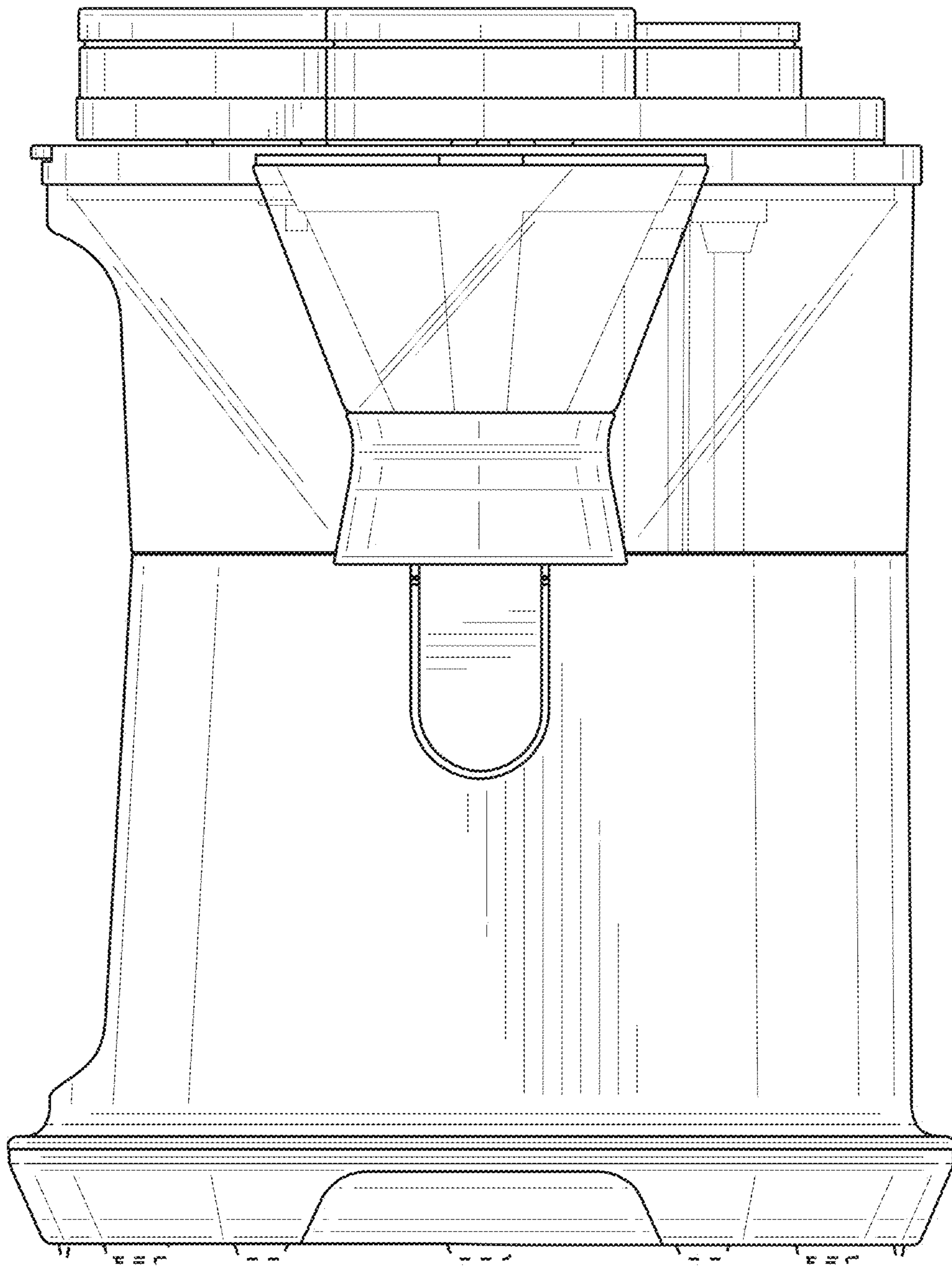
**FIG. 2**



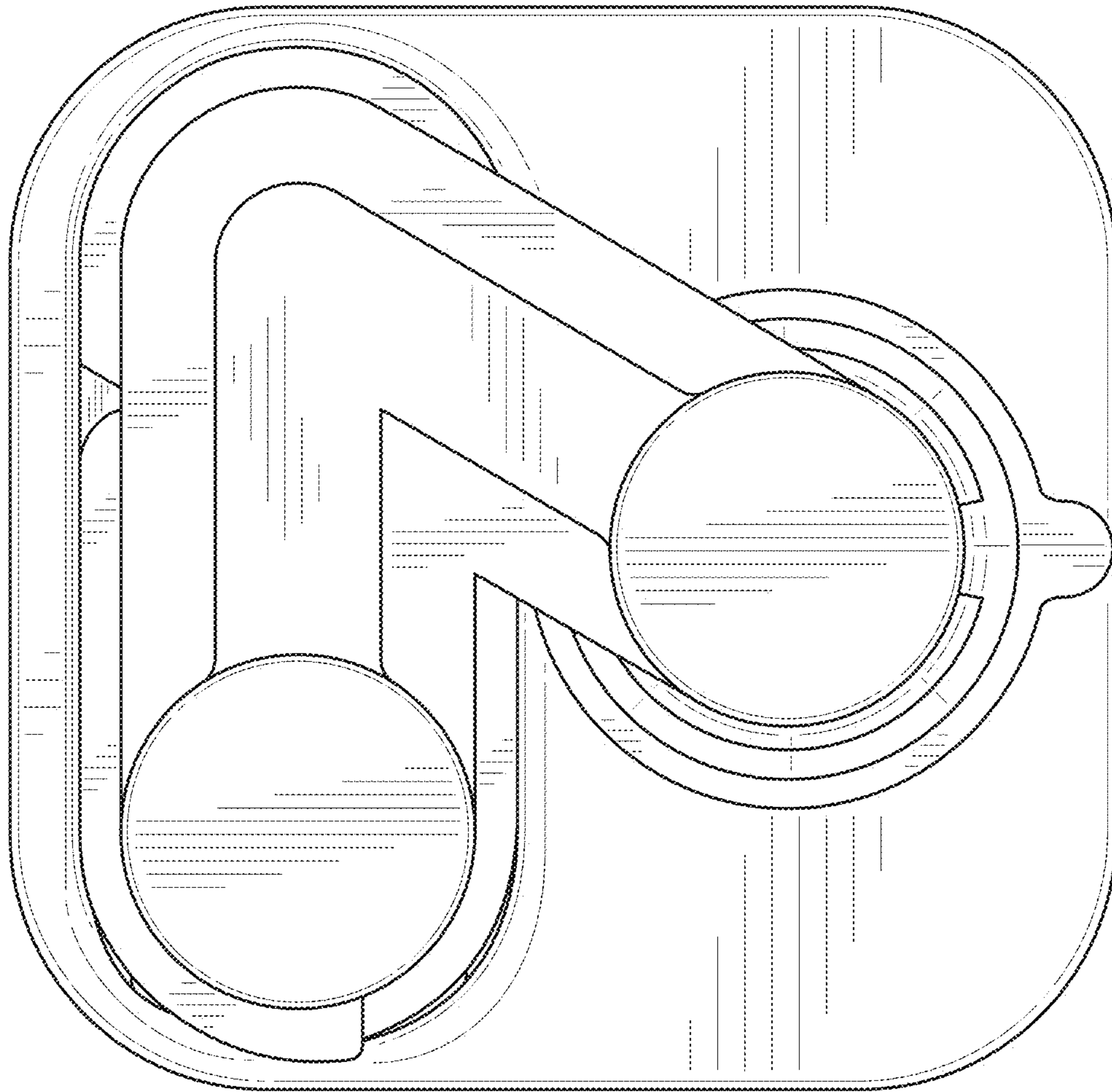
**FIG. 3**



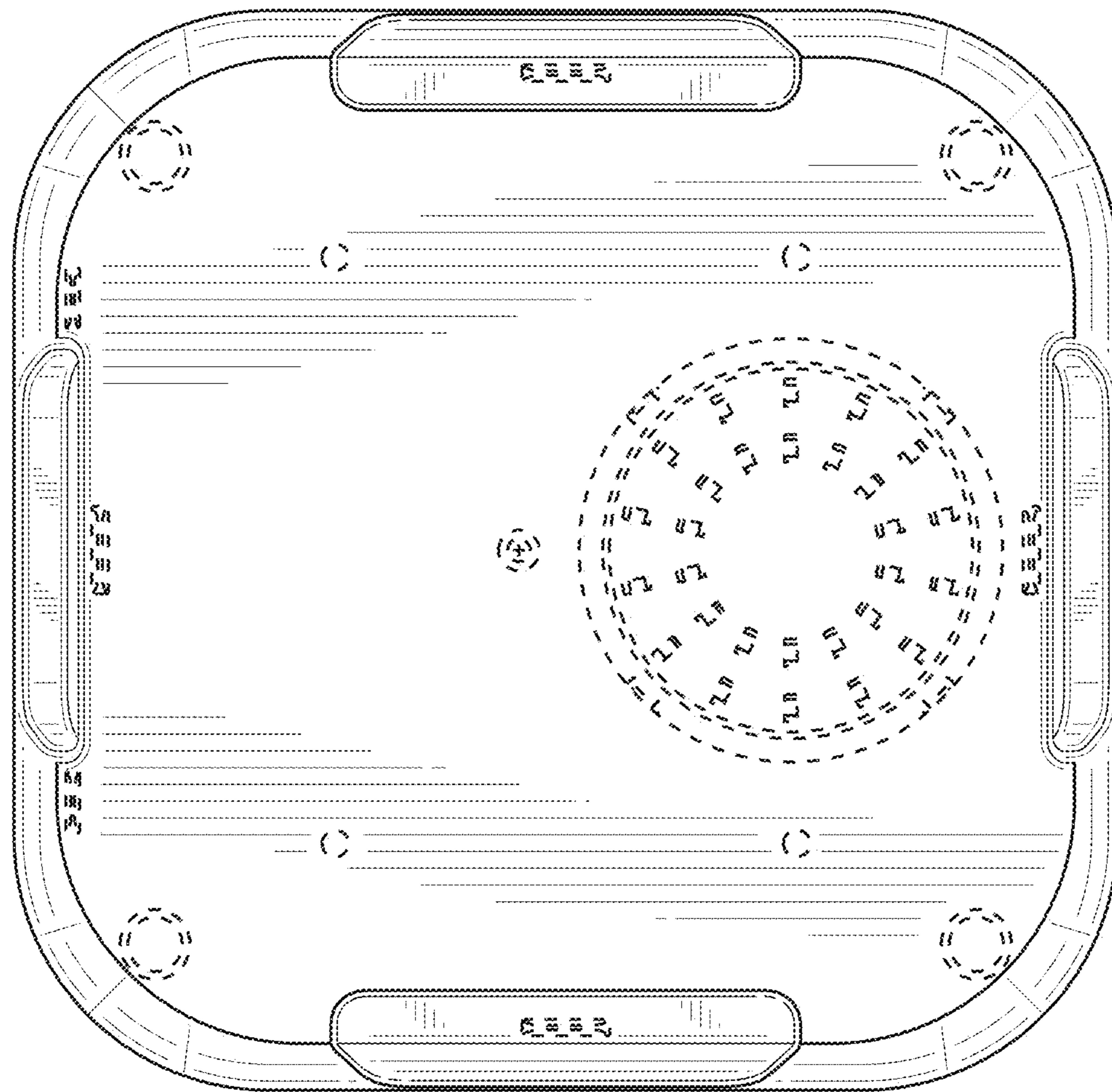
**FIG. 4**



**FIG. 5**



**FIG. 6**



**FIG. 7**