



US00D886503S

(12) **United States Design Patent** (10) **Patent No.:** **US D886,503 S**  
**Seum et al.** (45) **Date of Patent:** **\*\* Jun. 9, 2020**

(54) **COOLER**

(71) Applicant: **Grohe AG**, Hemer (DE)

(72) Inventors: **Michael Seum**, Duesseldorf (DE);  
**Martino Passalacqua**, Duesseldorf (DE)

(73) Assignee: **Grohe AG**, Hemer (DE)

(\*\*) Term: **15 Years**

(21) Appl. No.: **29/664,091**

(22) Filed: **Sep. 21, 2018**

(30) **Foreign Application Priority Data**

Mar. 21, 2018 (EM) ..... 004883007-0001

(51) **LOC (12) Cl.** ..... **07-01**

(52) **U.S. Cl.**  
USPC ..... **D7/306; D7/300**

(58) **Field of Classification Search**  
USPC ..... D7/300, 313, 306, 606; D23/332, 333  
CPC ..... B67D 1/0057; B67D 1/0406; B67D 1/02;  
F24F 1/04; F25D 3/08  
See application file for complete search history.

(56) **References Cited**

**U.S. PATENT DOCUMENTS**

D373,419 S \* 9/1996 Muramatsu ..... D24/165  
5,551,600 A \* 9/1996 Sasaki ..... B65D 5/606  
222/105  
D590,487 S \* 4/2009 Chen ..... D23/333

D733,273 S \* 6/2015 Jeon ..... D23/333  
D827,353 S \* 9/2018 Hare ..... D7/313  
D832,591 S \* 11/2018 Kuo ..... D4/128  
D849,905 S \* 5/2019 Inovero ..... D23/332  
D850,592 S \* 6/2019 Jacobs ..... D23/317  
D850,593 S \* 6/2019 Petersen ..... D23/333  
D852,340 S \* 6/2019 Barlettano ..... D23/333  
2014/0223952 A1 \* 8/2014 Smith ..... A45C 11/20  
62/457.1  
2015/0267956 A1 \* 9/2015 Miller ..... F25D 27/00  
62/457.7  
2018/0249596 A1 \* 8/2018 Asai ..... H05K 7/20272  
2019/0285329 A1 \* 9/2019 Kehr ..... F25D 3/08

\* cited by examiner

*Primary Examiner* — Marianne N Pandozzi  
(74) *Attorney, Agent, or Firm* — Muncy, Geissler, Olds & Lowe, P.C.


(57) **CLAIM**

The ornamental design for a cooler, as shown and described.

**DESCRIPTION**

FIG. 1 is a front perspective view of a cooler according to the present invention.  
FIG. 2 is a front view of the cooler of FIG. 1.  
FIG. 3 is a rear view of the cooler of FIG. 1.  
FIG. 4 is a left side view of the cooler of FIG. 1.  
FIG. 5 is a right side view of the cooler of FIG. 1.  
FIG. 6 is a top view of the cooler of FIG. 1; and,  
FIG. 7 is a bottom view of the cooler of FIG. 1.  
The broken lines in the drawings depict environmental subject matter only and form no part of the claimed design.

**1 Claim, 7 Drawing Sheets**






FIG. 1

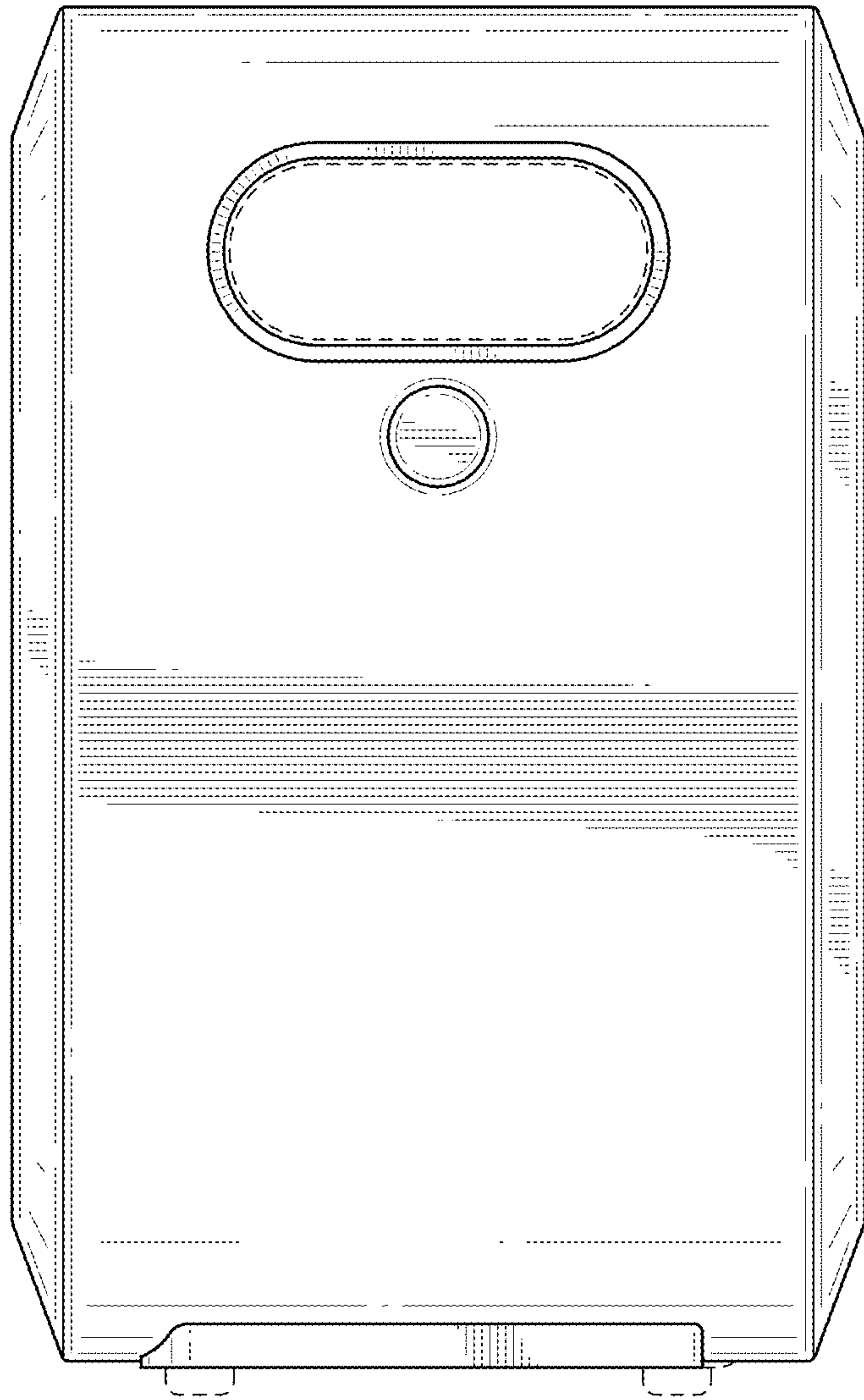


FIG.2

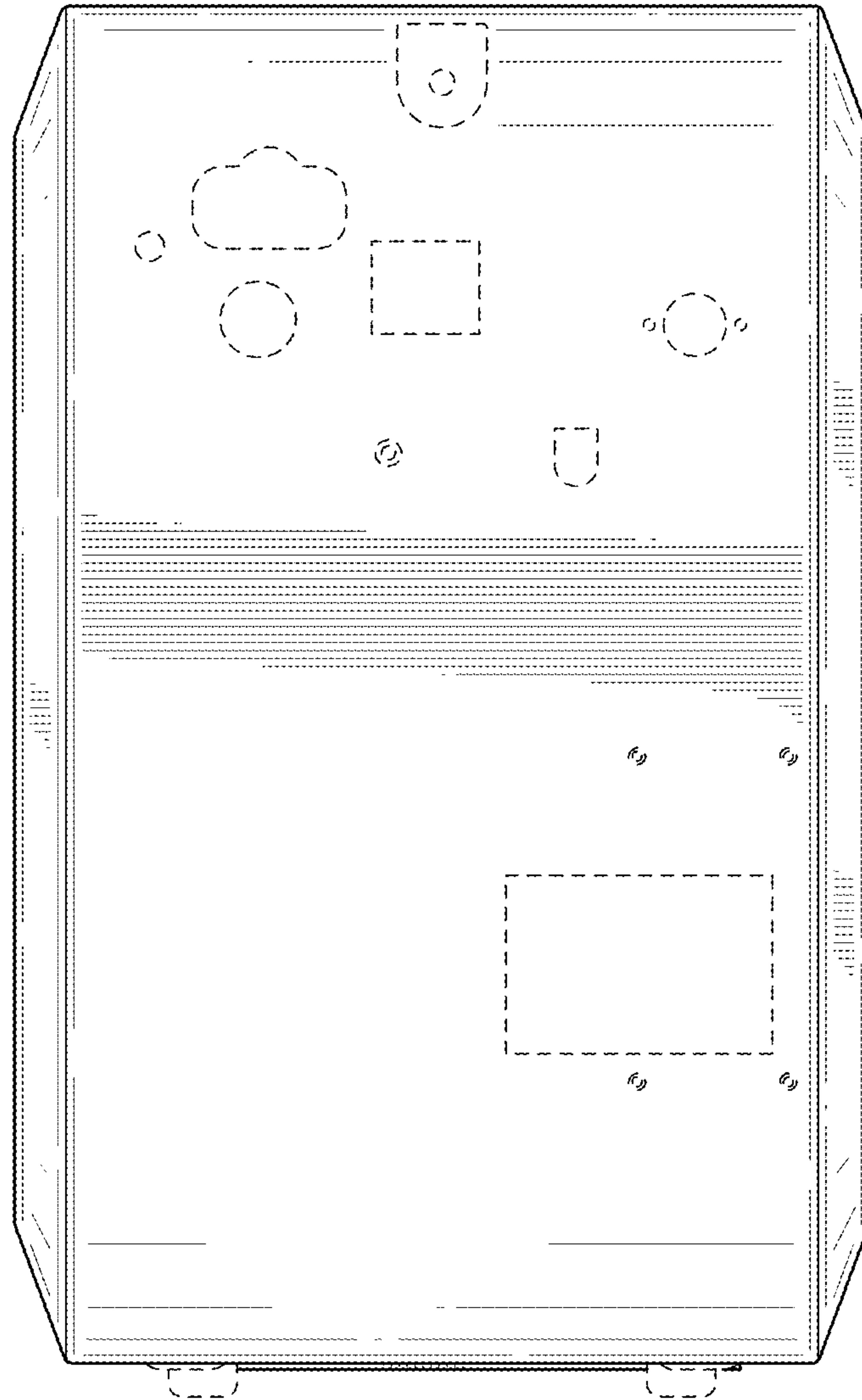


FIG.3



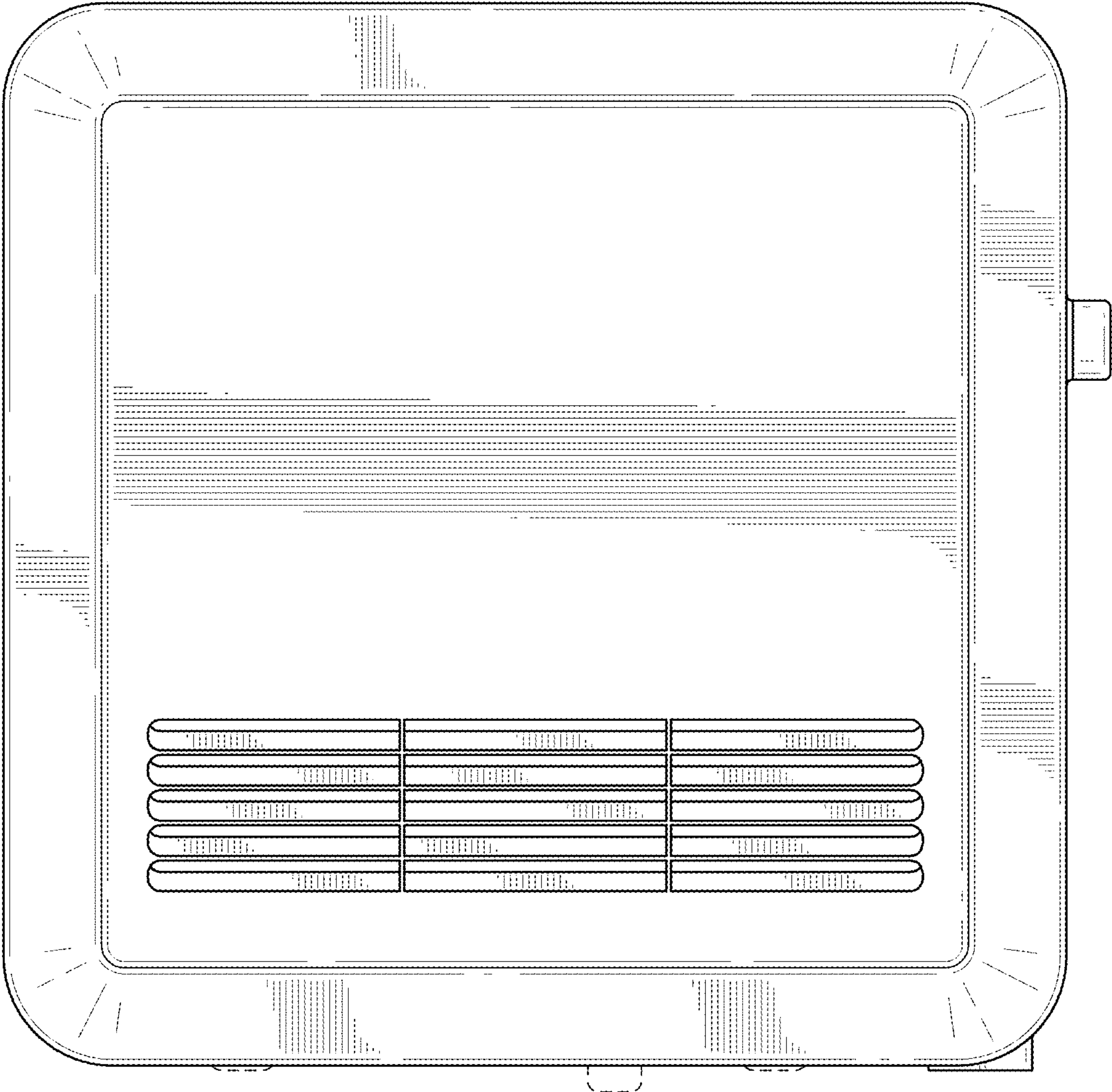


FIG.4

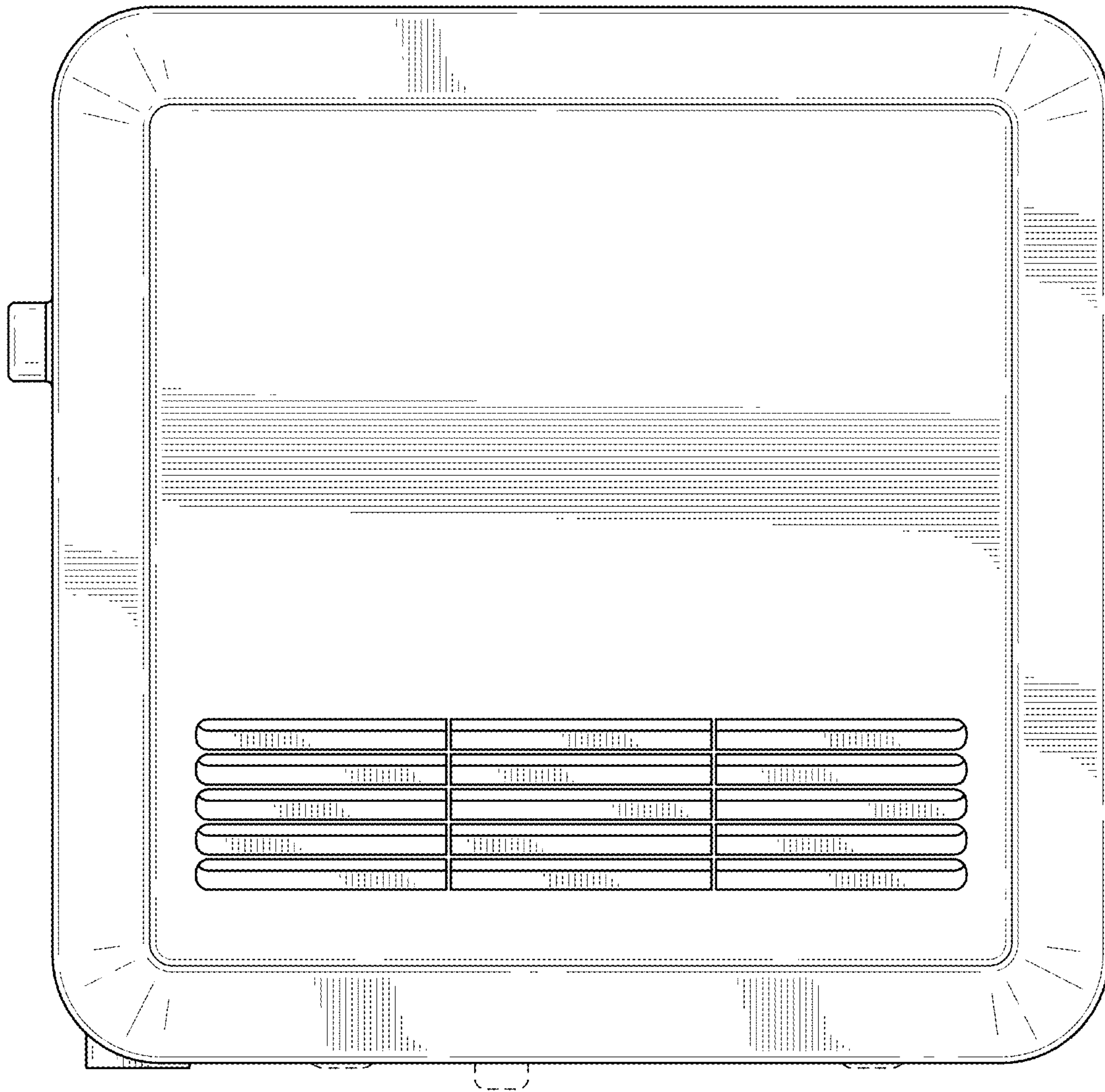


FIG.5

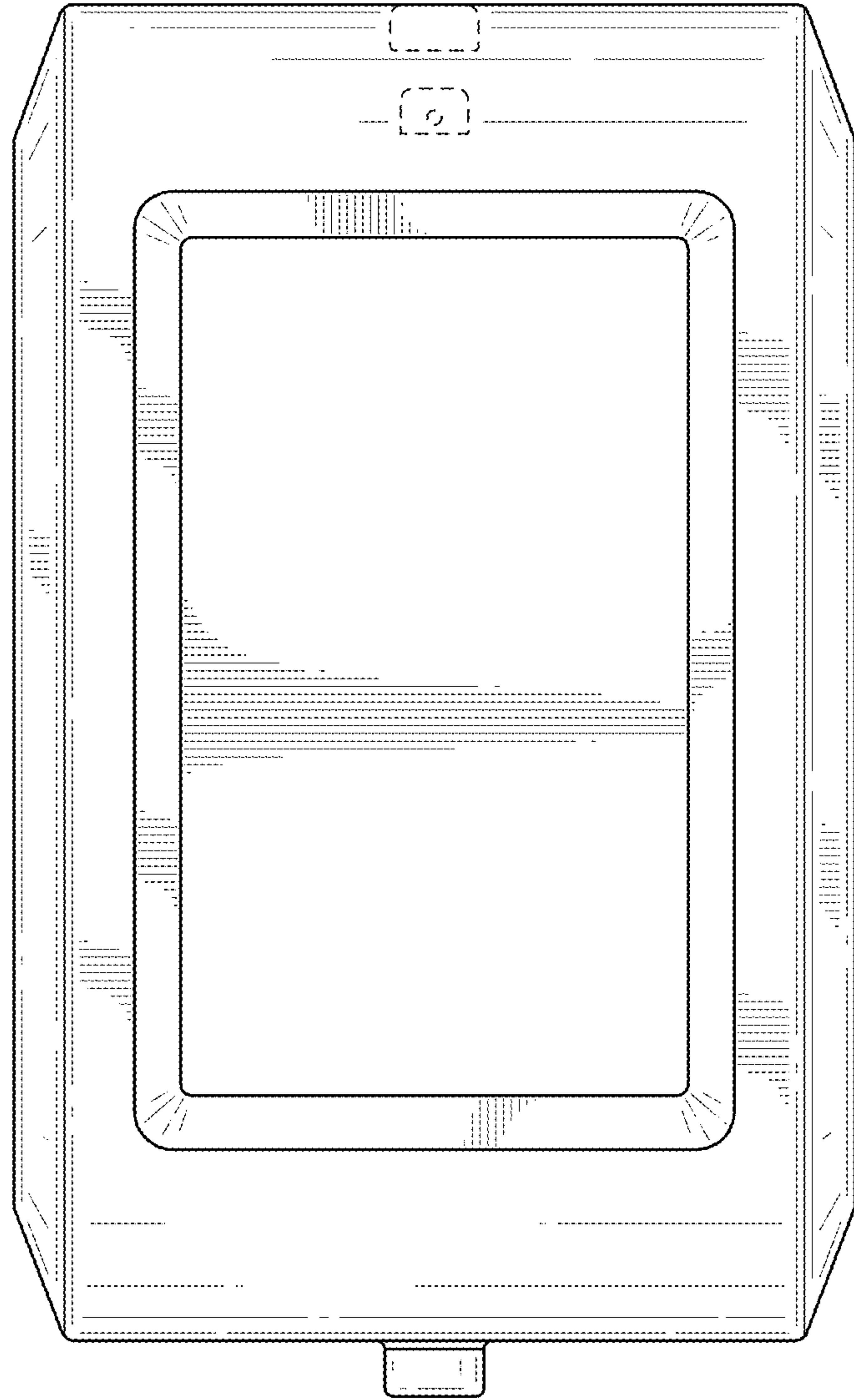


FIG.6

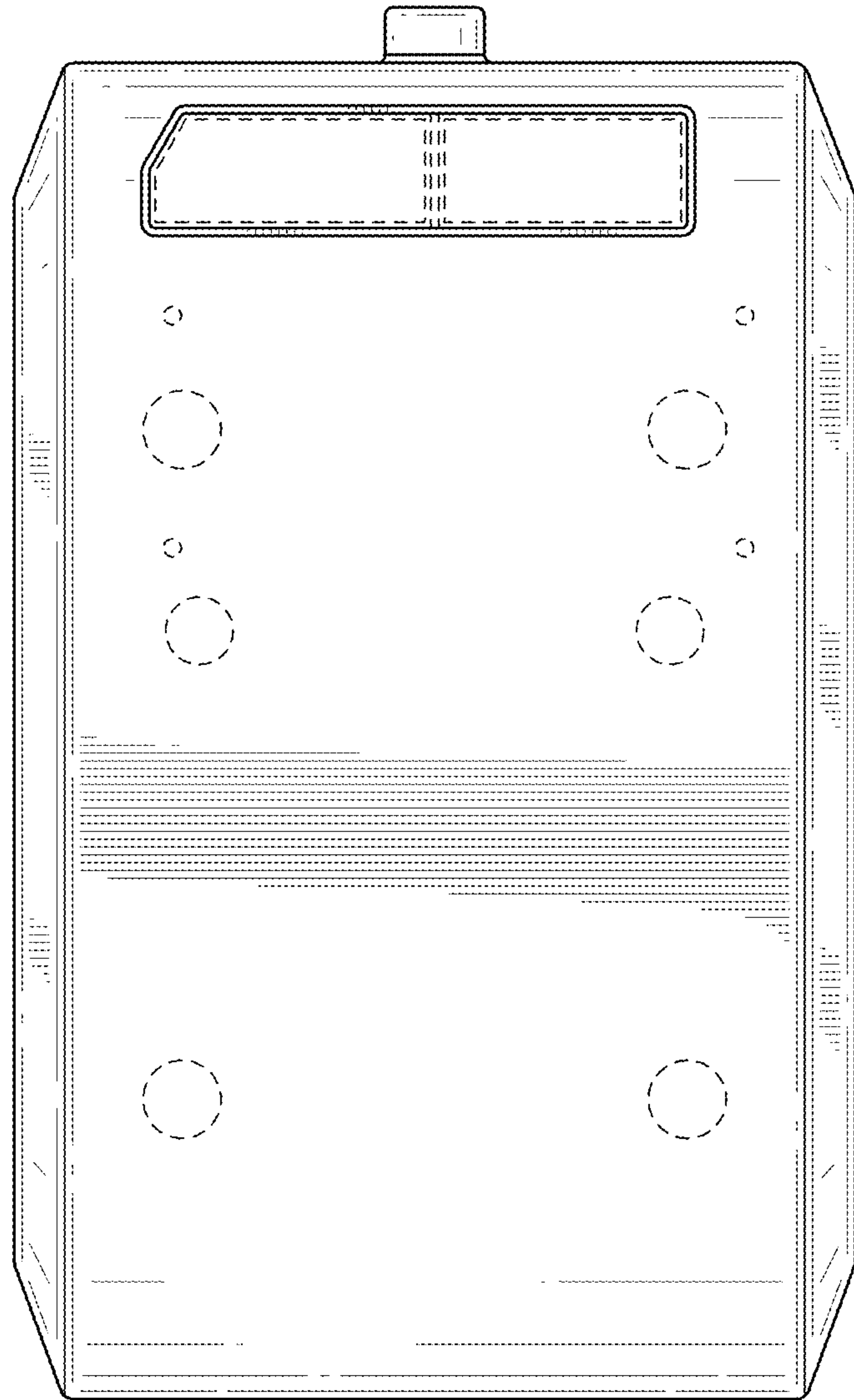


FIG.7