



US00D886464S

(12) **United States Design Patent**
Wisnewski et al.

(10) **Patent No.:** **US D886,464 S**
(45) **Date of Patent:** **** Jun. 9, 2020**

(54) **BRUSH HEAD**

(71) Applicants: **Lisa Danielle Wisnewski**, Colorado Springs, CO (US); **Michael DeWit Kindt**, Colorado Springs, CO (US)

(72) Inventors: **Lisa Danielle Wisnewski**, Colorado Springs, CO (US); **Michael DeWit Kindt**, Colorado Springs, CO (US)

(**) Term: **15 Years**

(21) Appl. No.: **29/676,607**

(22) Filed: **Jan. 11, 2019**

(51) **LOC (12) Cl.** **04-02**

(52) **U.S. Cl.**
USPC **D4/135**

(58) **Field of Classification Search**
USPC D4/121, 127, 135, 138; 15/106, 159.1, 15/160, 176.1, 184, 190-194; 132/289, 132/294, 298, 313, 317, 320; 401/123, 401/141, 175, 281
CPC A46B 7/026; A46B 5/005; A46B 17/04; A46B 2200/1046
See application file for complete search history.

(56) **References Cited**

U.S. PATENT DOCUMENTS

D591,512 S * 5/2009 Mongeon D28/7
D625,522 S * 10/2010 Riaz D4/135

D714,558 S * 10/2014 Mink D4/135
D778,067 S * 2/2017 Jain D4/135
D779,213 S * 2/2017 Jain D4/135
D802,938 S * 11/2017 Nicoline D4/135
D866,192 S * 11/2019 Hwang D4/135
D871,079 S * 12/2019 Hwang D4/135

* cited by examiner

Primary Examiner — Austin Murphy

(57) **CLAIM**

The ornamental design for a brush head, as shown and described.

DESCRIPTION

FIG. 1 is a perspective view of a brush head according to the new design;
FIG. 2 is a front elevational view thereof;
FIG. 3 is a rear elevational view thereof;
FIG. 4 is a left side elevational view thereof;
FIG. 5 is a right side elevational view thereof;
FIG. 6 is a top plan view thereof; and,
FIG. 7 is a bottom plan view thereof.
All broken lines shown in the drawings are for illustrative purposes only and form no part of the claimed design.

1 Claim, 3 Drawing Sheets




FIG. 1




FIG. 2




FIG. 3




FIG. 4




FIG. 5




FIG. 6

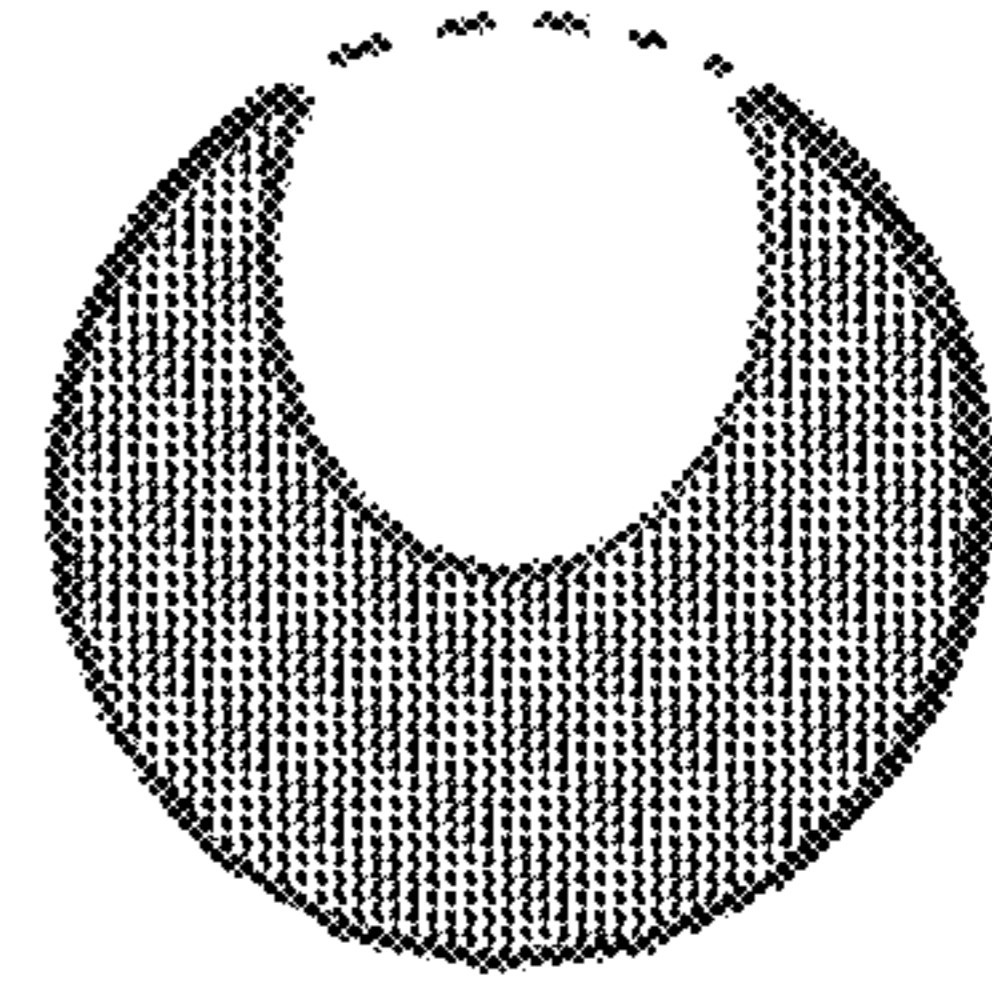


FIG. 7

