



US00D886456S

(12) **United States Design Patent** (10) **Patent No.:** **US D886,456 S**
Yeh (45) **Date of Patent:** **** Jun. 9, 2020**

(54) **BASKET**
(71) Applicant: **Jing Jia Yeh**, Changhua County (TW)
(72) Inventor: **Jing Jia Yeh**, Changhua County (TW)
(**) Term: **15 Years**
(21) Appl. No.: **29/683,423**
(22) Filed: **Mar. 13, 2019**

(30) **Foreign Application Priority Data**

Feb. 26, 2019 (TW) 108301073

(51) **LOC (12) Cl.** **09-04**

(52) **U.S. Cl.**
USPC **D3/306**

(58) **Field of Classification Search**
USPC D3/304, 306, 312, 314, 315; D5/47, 56;
D7/667, 601; D8/356, 359
CPC A47J 37/1219
See application file for complete search history.

(56) **References Cited**

U.S. PATENT DOCUMENTS

D4,225 S * 7/1870 Atterbury et al. D9/500
981,205 A * 1/1911 Loetzer B65D 7/14
220/493
2,857,076 A * 10/1958 Tolbert, Jr. B65D 15/08
220/612
3,363,820 A * 1/1968 Schilling B65D 1/265
229/400
D259,757 S * 7/1981 Perrin D7/509
D291,642 S * 9/1987 Jerome D7/356
D302,069 S * 7/1989 Yoshikawa D3/312
D305,471 S * 1/1990 Yoshikawa D3/314
D418,651 S * 1/2000 Dionne D34/1
D423,879 S * 5/2000 Lin D7/509
D472,025 S * 3/2003 Shilling D34/1
D526,754 S * 8/2006 Hardy D3/306
D551,909 S * 10/2007 Eide D7/560

D559,493 S * 1/2008 Dretzka D19/85
D567,026 S * 4/2008 Karam D7/509
D698,617 S * 2/2014 Evans D11/152
D721,542 S * 1/2015 Liming D7/523
D739,296 S * 9/2015 Thuma D11/154
D741,647 S * 10/2015 Boczkowski D7/399
D779,206 S * 2/2017 Hsu D3/306
D820,640 S * 6/2018 Aviaiv D7/529
D825,981 S * 8/2018 McGrath D7/360
D833,748 S * 11/2018 Ryan D3/306
D843,727 S * 3/2019 Katopis D3/318
2005/0086851 A1 * 4/2005 Carden, Jr. A01K 97/05
43/55
2008/0016762 A1 * 1/2008 Emalfarb A01G 9/02
47/39

OTHER PUBLICATIONS

Round Mesh Wastebasket, First Available Nov. 19, 2014 [online],
[site visited Mar. 5, 2020]. Available from the internet, URL:
<www.amazon.com> (Year: 2014).*

* cited by examiner

Primary Examiner — Kevin K Rudzinski
Assistant Examiner — Amber J Rabie
(74) *Attorney, Agent, or Firm* — Thomas J. Nikolai;
DeWitt LLP

(57) **CLAIM**

The ornamental design for a basket, as shown and described.

DESCRIPTION

FIG. 1 is a perspective view of a basket showing my new design;
FIG. 2 is a front elevational view thereof;
FIG. 3 is a rear elevational view thereof;
FIG. 4 is a left side elevation view thereof;
FIG. 5 is a right side elevation view thereof;
FIG. 6 is a top plan view thereof; and,
FIG. 7 is a bottom plan view thereof.

1 Claim, 7 Drawing Sheets






FIG. 1



FIG. 2



FIG. 3



FIG. 4



FIG. 5




FIG. 6




FIG. 7