



US00D886450S

(12) **United States Design Patent** (10) **Patent No.:** **US D886,450 S**
Leaks, Jr. (45) **Date of Patent:** **** Jun. 9, 2020**

(54) **SHOE TOTE**
(71) Applicant: **Shoe Pac LLC**, Dallas, TX (US)
(72) Inventor: **James Leaks, Jr.**, Fort Worth, TX (US)
(73) Assignee: **SHOE PAC LLC**, Dallas, TX (US)
(**) Term: **15 Years**
(21) Appl. No.: **29/612,511**

D408,138 S 4/1999 Mracna
6,010,050 A 1/2000 Tarr
D433,795 S * 11/2000 Bagaria D2/897
D547,063 S * 7/2007 Soetardjo D3/269
D578,763 S 10/2008 Walker
D607,638 S 1/2010 Hensley et al.
D674,189 S * 1/2013 Robinson D3/269
D683,961 S * 6/2013 Middleton D3/269
D687,635 S * 8/2013 Choi D3/317
D688,454 S * 8/2013 Saunders D3/269
D781,574 S * 3/2017 Bedford D3/217
D789,214 S * 6/2017 Belt D9/704
D840,154 S * 2/2019 Prisco D3/317

(Continued)

(22) Filed: **Aug. 1, 2017**
(51) **LOC (12) Cl.** **03-01**
(52) **U.S. Cl.**
USPC **D3/269**
(58) **Field of Classification Search**
USPC D3/231, 269, 261, 201, 270, 271.1,
D3/271.4, 317, 200, 274; 383/37, 38;
206/315.1, 278, 286, 287, 289
CPC .. A45C 2003/007; A45C 11/00; A43B 5/0425
See application file for complete search history.

OTHER PUBLICATIONS

Kickey, posted at kickeybrand.com, online, no posting date, URL:https://kickeybrand.com/ (Year: 2019).*

Primary Examiner — Anhdao Doan
Assistant Examiner — Mary Shannon Malley
(74) *Attorney, Agent, or Firm* — Goodhue, Coleman & Owens, P.C.

(56) **References Cited**

U.S. PATENT DOCUMENTS

2,672,263 A 3/1954 Alber
2,813,602 A 11/1957 Macarthur
3,796,357 A 3/1974 Johnson
D234,326 S 2/1975 Kato
D247,524 S 3/1978 Graham
4,126,256 A 11/1978 McGruder
D254,343 S 3/1980 Babcock
4,258,869 A 3/1981 Hilgendorff
D272,428 S 1/1984 Kelley
D292,847 S 11/1987 Barker
5,129,560 A 7/1992 Herman
D339,680 S 9/1993 Hodges
D344,626 S * 3/1994 Landa D3/236
D350,435 S 9/1994 Smith
5,513,787 A 5/1996 Reed
5,730,287 A 3/1998 Martin
D408,137 S 4/1999 Leininger


(57) **CLAIM**

The ornamental design for a shoe tote, as shown and described.

DESCRIPTION

FIG. 1 is a perspective view of a shoe tote in accordance with the present invention;
FIG. 2 is a front view thereof;
FIG. 3 is a rear view thereof;
FIG. 4 is a left side view thereof;
FIG. 5 is a right side view thereof;
FIG. 6 is a top view thereof; and,
FIG. 7 is a bottom view thereof.
The broken lines in the Figures show portions of the shoe tote which form no part of the claimed design.

1 Claim, 7 Drawing Sheets



(56)

References Cited

U.S. PATENT DOCUMENTS

2004/0016785 A1 1/2004 Timmons
2005/0035169 A1 2/2005 Tabor et al.
2005/0274765 A1 12/2005 Fischel
2007/0272570 A1 11/2007 Brooks
2011/0101052 A1* 5/2011 Armstrong A45F 3/14
224/254
2019/0254396 A1* 8/2019 Leaks, Jr. A45F 3/02

* cited by examiner

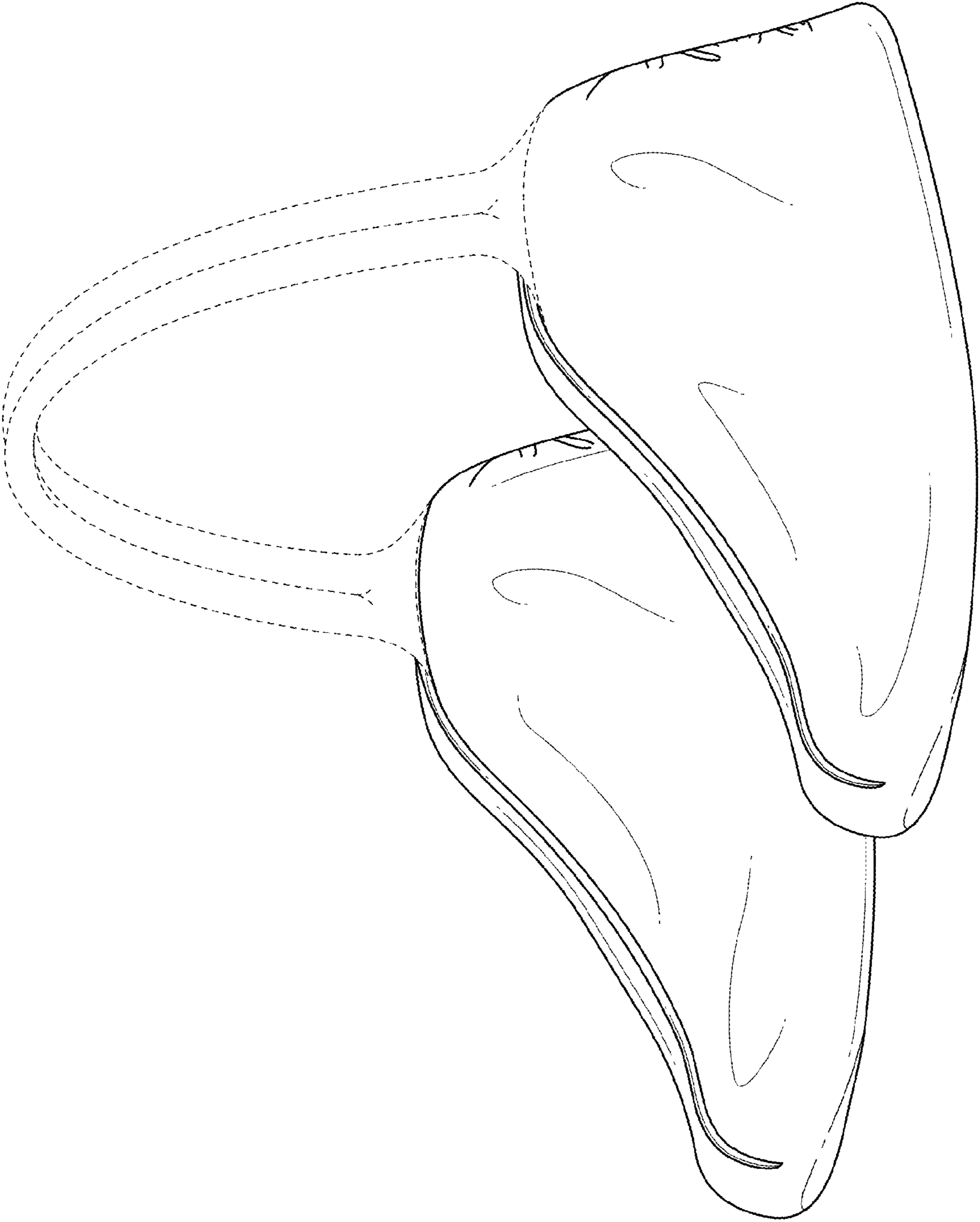


FIG. 1

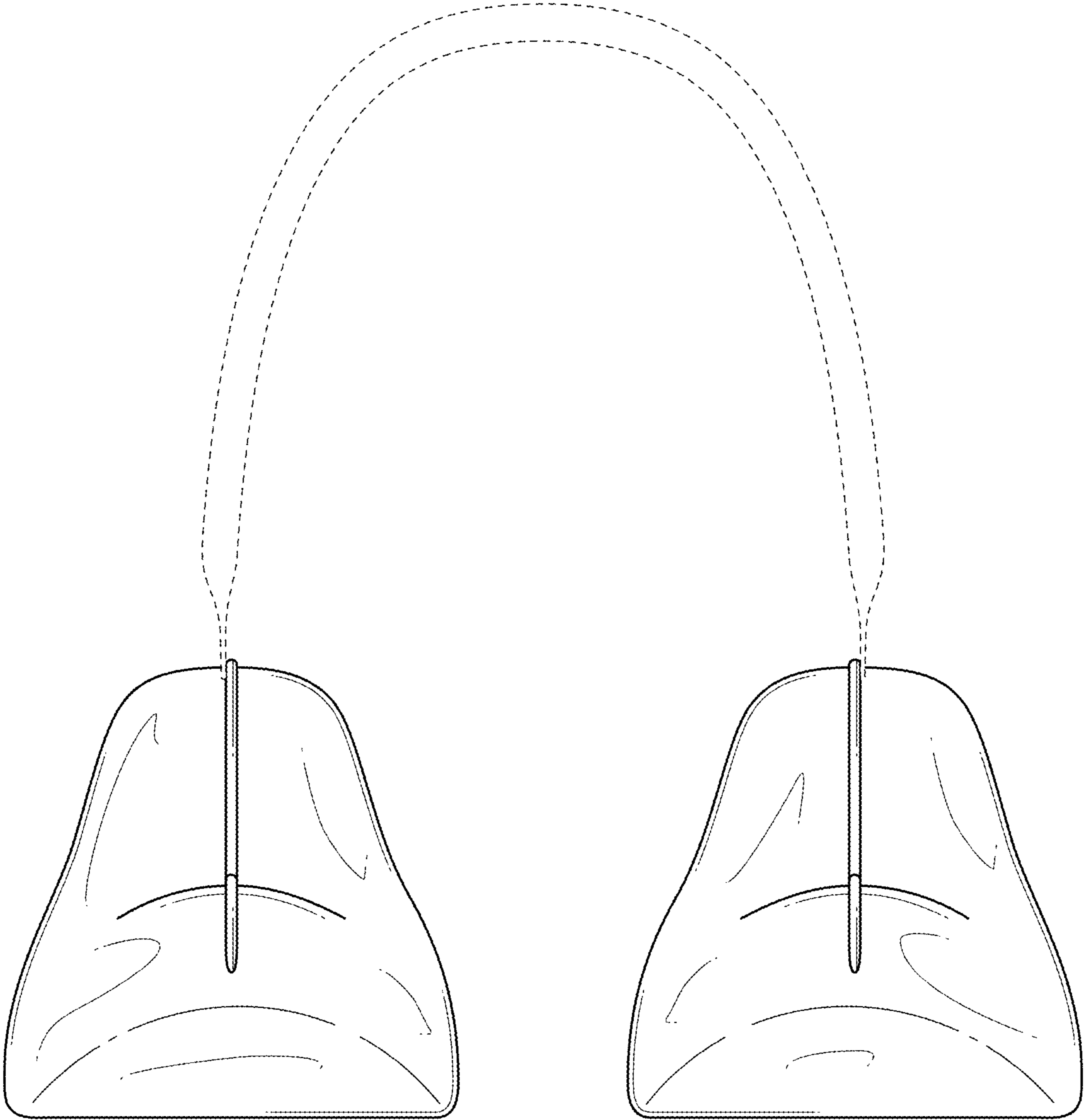


FIG. 2

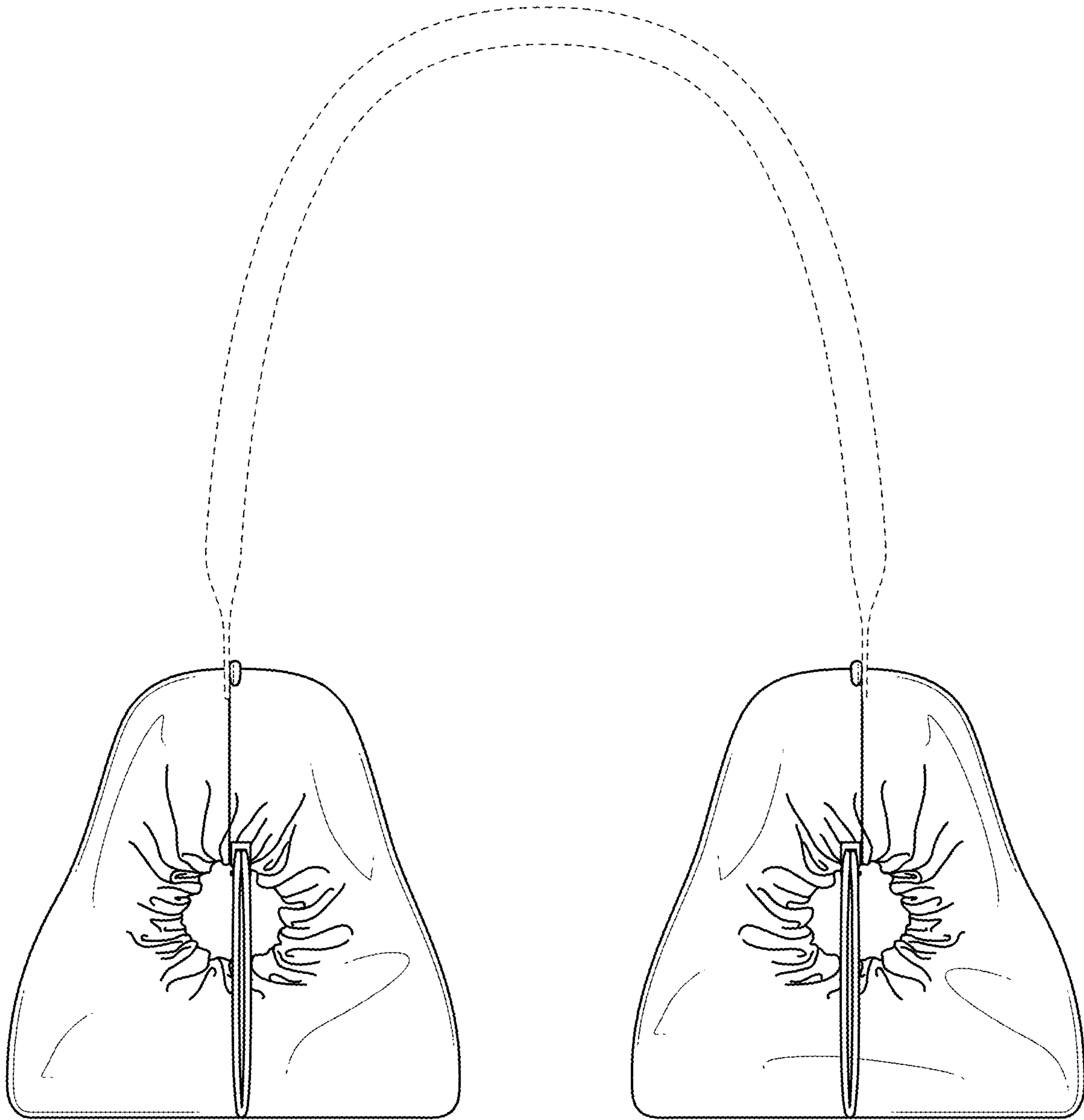


FIG. 3

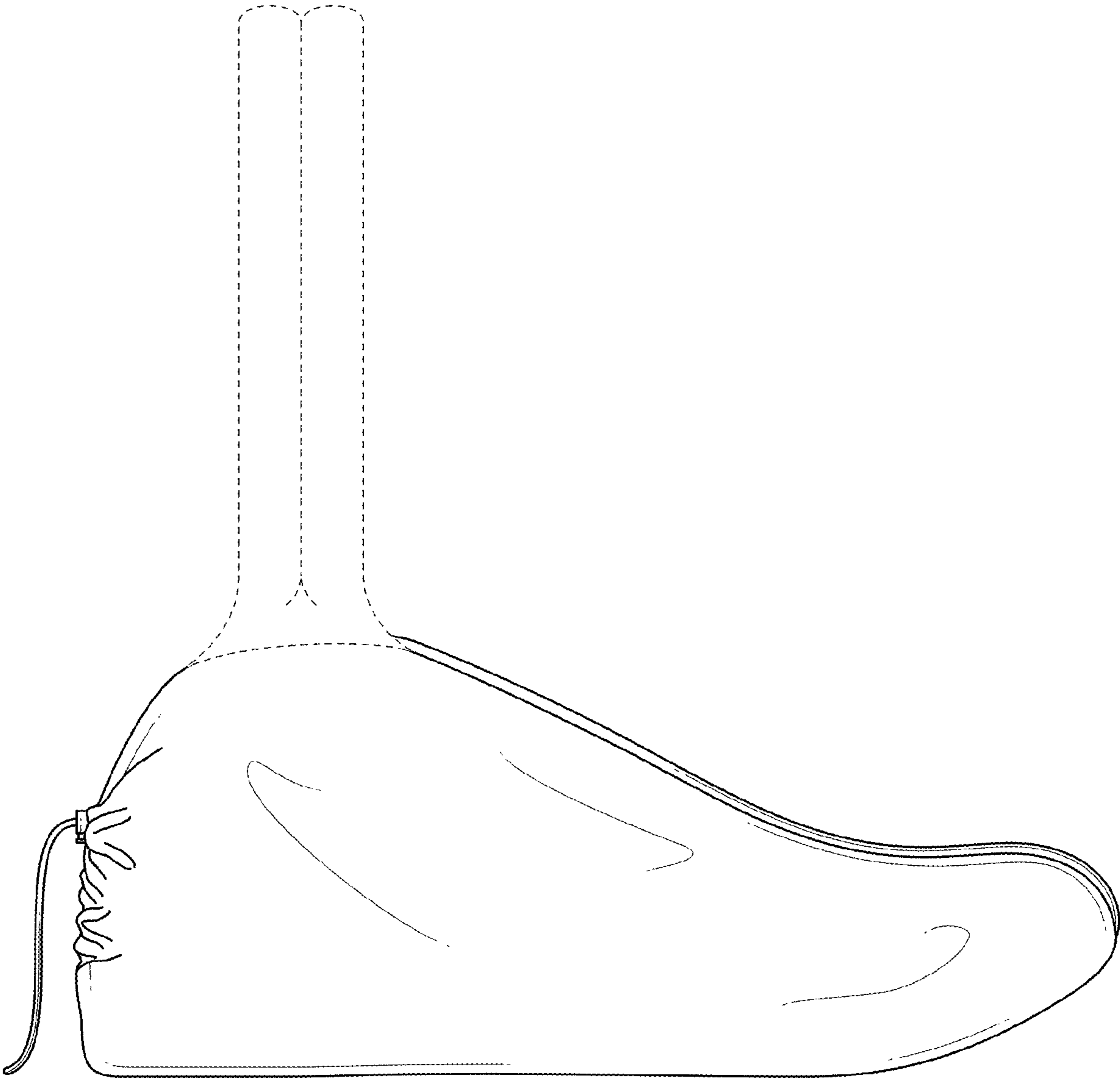


FIG. 4

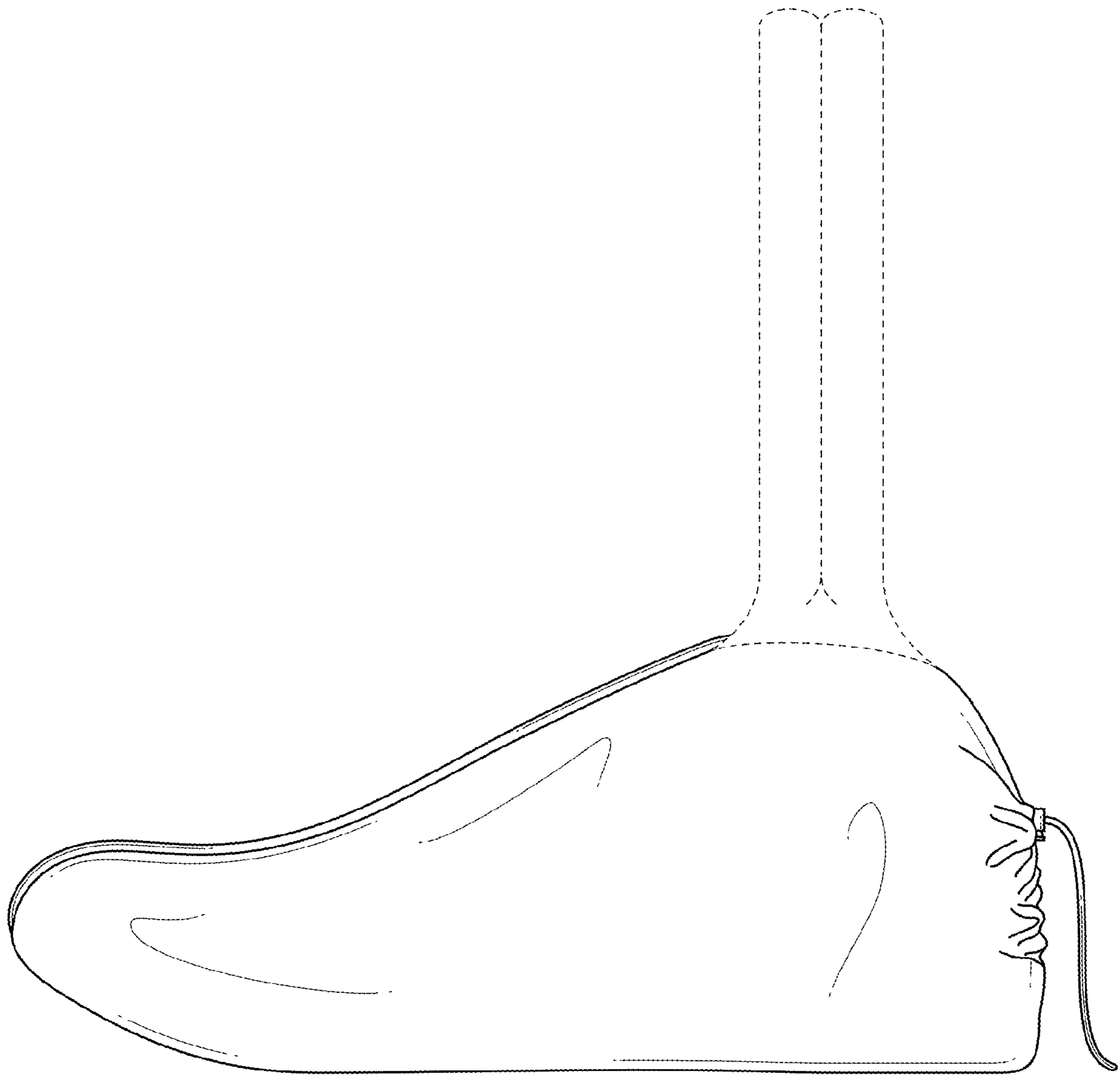


FIG. 5

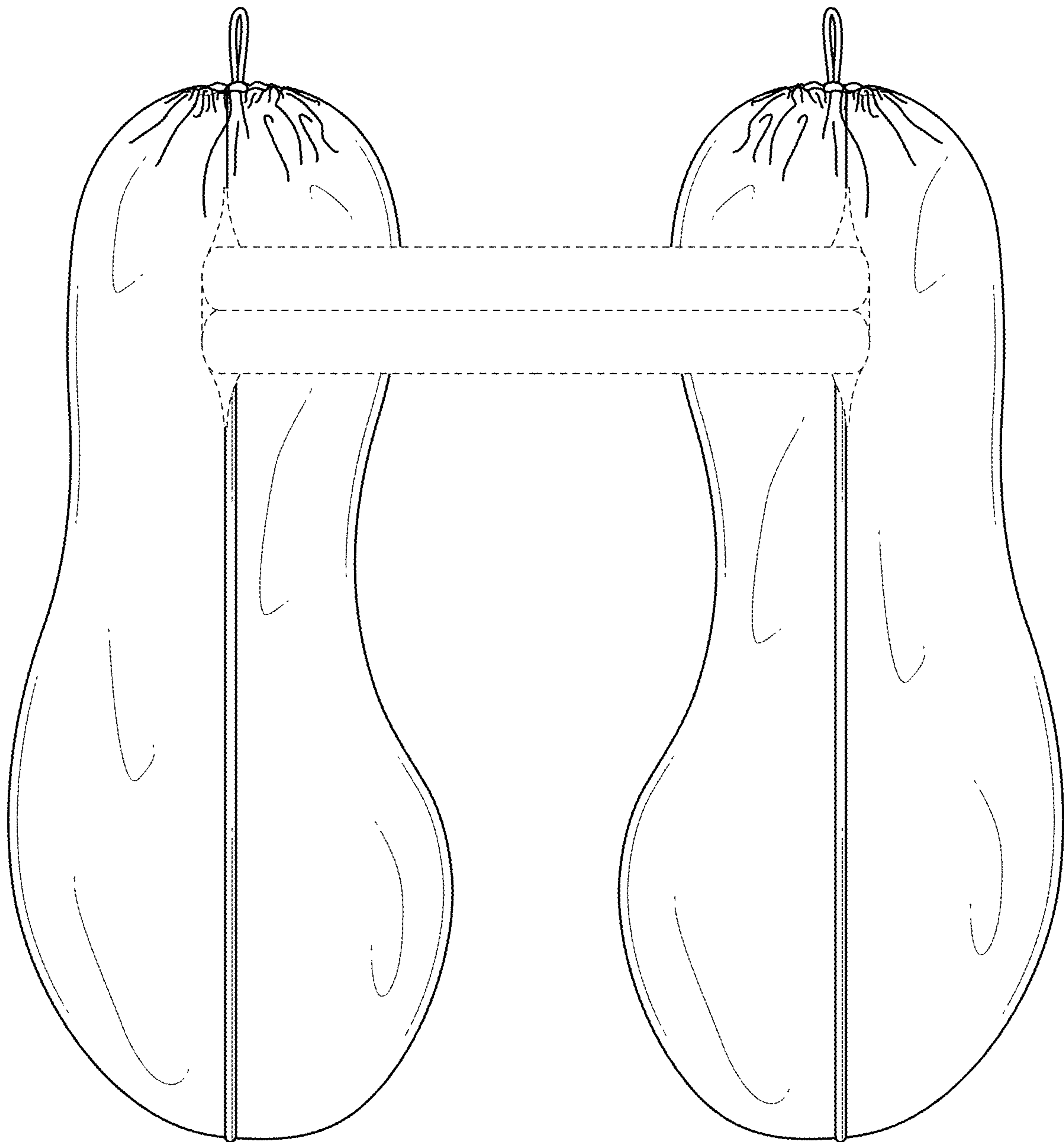


FIG. 6

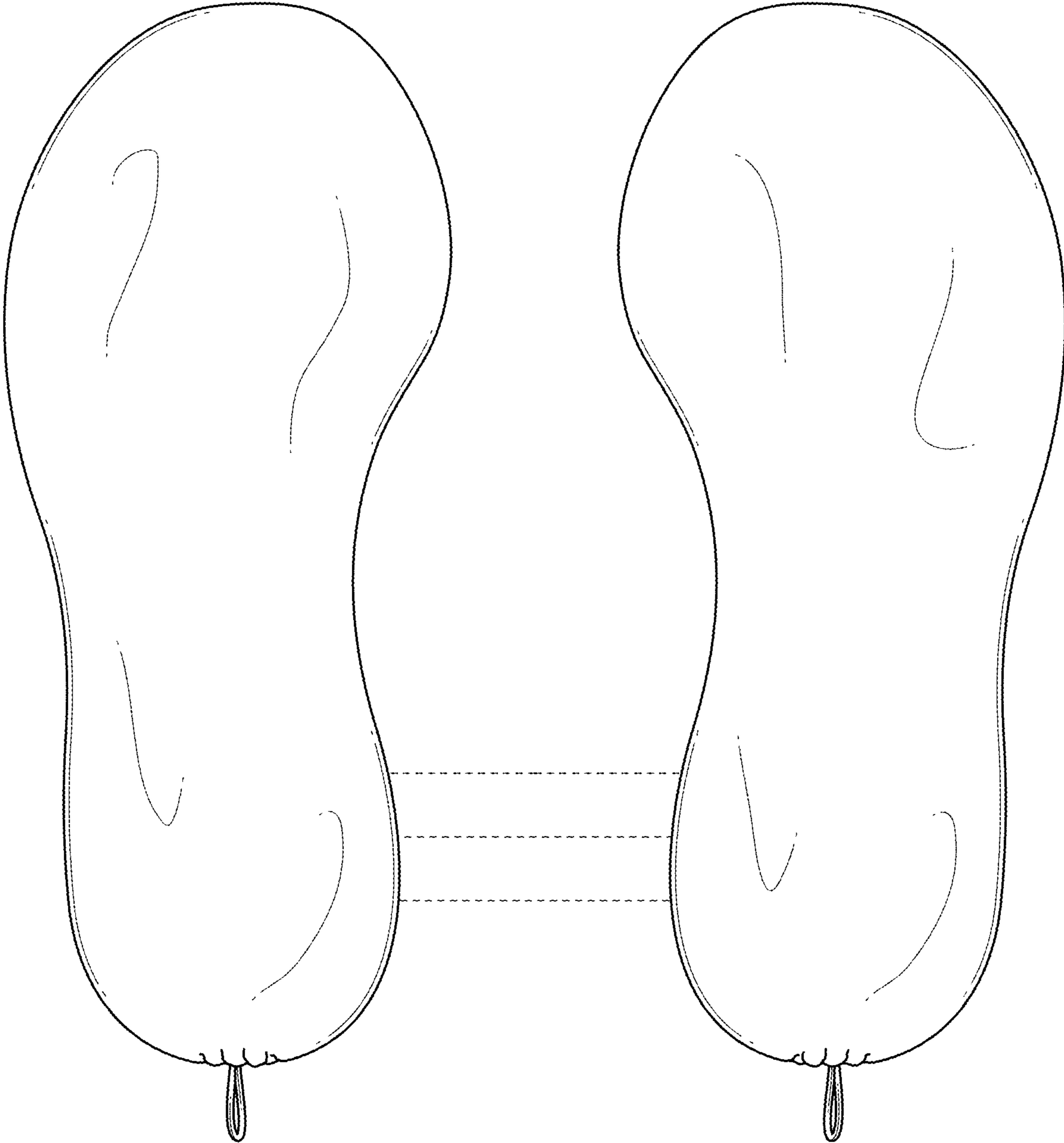


FIG. 7