



US00D886449S

(12) **United States Design Patent** (10) **Patent No.:** **US D886,449 S**  
**Seo** (45) **Date of Patent:** **\*\* Jun. 9, 2020**

(54) **HANDBAG**  
(71) Applicant: **R. B. L Korea Co., Ltd.**, Guri-si (KR)  
(72) Inventor: **Woo Ram Seo**, Seoul (KR)

2200/20; A45C 3/00; A45C 3/001; A45C 3/08; A45C 5/02; A45C 5/03; A45C 5/14; A45C 5/146; A45C 7/0045; A45C 7/0068; A45C 9/00

See application file for complete search history.

(\*\*) Term: **15 Years**

(56) **References Cited**

(21) Appl. No.: **35/506,990**

U.S. PATENT DOCUMENTS

(22) Filed: **Nov. 27, 2018**

D581,158 S *	11/2008	Hermann	.....	D3/232
D611,706 S *	3/2010	Angles	.....	D3/243
D748,912 S *	2/2016	Frisoni	.....	D3/232
D755,511 S *	5/2016	Maier	.....	D3/232
D817,636 S *	5/2018	Maier	.....	D3/232
D834,808 S *	12/2018	Burton	.....	D3/232
D858,092 S *	9/2019	Dumas	.....	D3/232

(80) **Hague Agreement Data**

Int. Filing Date: **Nov. 27, 2018**  
Int. Reg. No.: **DM/201385**  
Int. Reg. Date: **Nov. 27, 2018**  
Int. Reg. Pub. Date: **Jun. 28, 2019**

\* cited by examiner

*Primary Examiner* — Khawaja Anwar

(51) **LOC (12) Cl.** ..... **03-01**

(52) **U.S. Cl.**  
USPC ..... **D3/232**

(57) **CLAIM**

The ornamental design for a handbag, as shown and described.

(58) **Field of Classification Search**

USPC ..... D3/232-246  
CPC ..... A45C 11/00; A45C 13/08; A45C 13/26; A45C 1/06; A45C 2009/007; A45C 2011/002; A45C 7/0063; A45C 11/08; A45C 11/182; A45C 11/32; A45C 11/321; A45C 11/325; A45C 11/326; A45C 11/38; A45C 13/008; A45C 13/02; A45C 13/023; A45C 13/083; A45C 13/1046; A45C 13/262; A45C 13/28; A45C 13/36; A45C 15/00; A45C 1/02; A45C 2001/026; A45C 2001/086; A45C 2003/002; A45C 2005/037; A45C 2005/148; A45C 2011/003; A45C 2013/1061; A45C 2013/267; A45C

**DESCRIPTION**

1. Handbag  
FIG. 1.1 is a perspective view of a clutch bag, showing my new design;  
FIG. 1.2 is a front elevation view thereof;  
FIG. 1.3 is a rear elevation view thereof;  
FIG. 1.4 is a top plan view thereof;  
FIG. 1.5 is bottom plan view thereof;  
FIG. 1.6 is a side elevation view thereof; and  
FIG. 1.7 is another side elevation view thereof.

**1 Claim, 7 Drawing Sheets**



1.1




1.2




1.3




1.4



1.5



1.6



1.7

