



US00D886447S

(12) **United States Design Patent**
Plunkett

(10) **Patent No.:** **US D886,447 S**

(45) **Date of Patent:** **** Jun. 9, 2020**

- (54) **BAG**
- (71) Applicant: **Mike Plunkett**, Corona, CA (US)
- (72) Inventor: **Mike Plunkett**, Corona, CA (US)
- (**) Term: **15 Years**
- (21) Appl. No.: **29/679,417**
- (22) Filed: **Feb. 6, 2019**
- (51) **LOC (12) Cl.** **03-01**
- (52) **U.S. Cl.**
USPC **D3/226**
- (58) **Field of Classification Search**
USPC D3/215, 218, 224, 225–226, 230,
D3/232–233, 247–248, 249–252;
224/153, 197, 237, 240, 250, 269, 578,
224/674–677, 683, 901.4, 901.6, 930;
150/131–132, 136
CPC A45C 9/00; A45C 11/00; A45C 11/24;
A45C 11/32; A45C 13/02; A45C
2011/007; A45F 3/00; A45F 3/005; A45F
2003/002
See application file for complete search history.

D606,749 S *	12/2009	Mittelman	D3/247
D677,461 S *	3/2013	Farrell	D3/226
D712,136 S *	9/2014	Ciptak	D3/224
D724,315 S *	3/2015	Farrell	D3/226
D840,679 S *	2/2019	Moitoza Long	D3/226

* cited by examiner

Primary Examiner — Catherine R Oliver-Garcia
(74) *Attorney, Agent, or Firm* — Wayne V. Harper

(57) **CLAIM**


I claim the ornamental design for a bag, as shown and described.

DESCRIPTION

FIG. 1 is a perspective view of a bag showing my new design;
FIG. 2 is top plan view of the bag shown open;
FIG. 3 is another top plan view thereof;
FIG. 4 is a front elevation view;
FIG. 5 is a rear elevation view thereof;
FIG. 6 is a left-side view of the bag as shown in FIG. 1;
FIG. 7 is a right-side view of the bag as shown in FIG. 1;
FIG. 8 is a top plan view thereof; and,
FIG. 9 is a bottom plan view.

- (56) **References Cited**
U.S. PATENT DOCUMENTS
1,758,297 A * 5/1930 Stanley A45C 11/321
150/132
D603,605 S * 11/2009 Dingman D3/226

1 Claim, 8 Drawing Sheets






FIG. 1

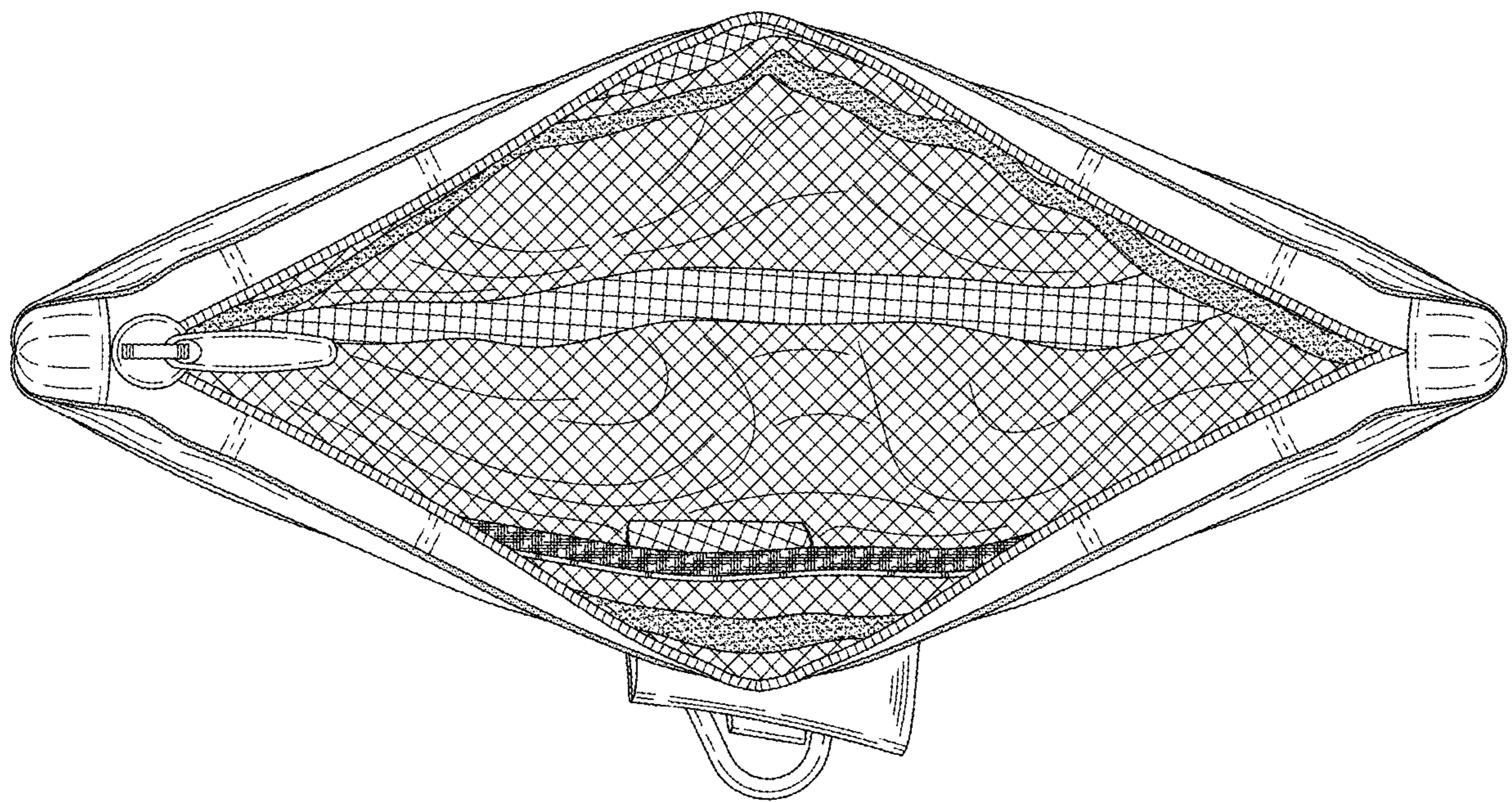


FIG. 2

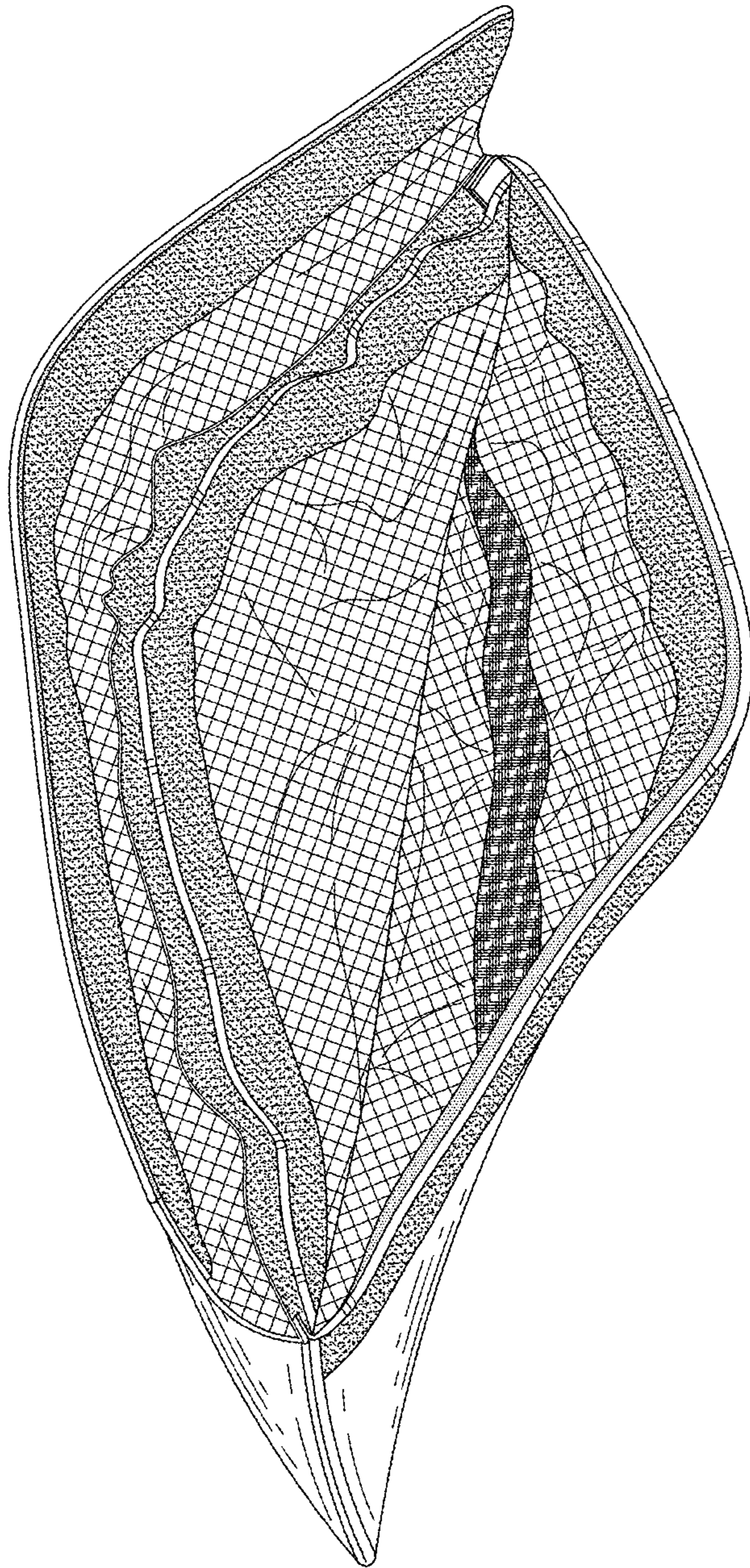


FIG. 3

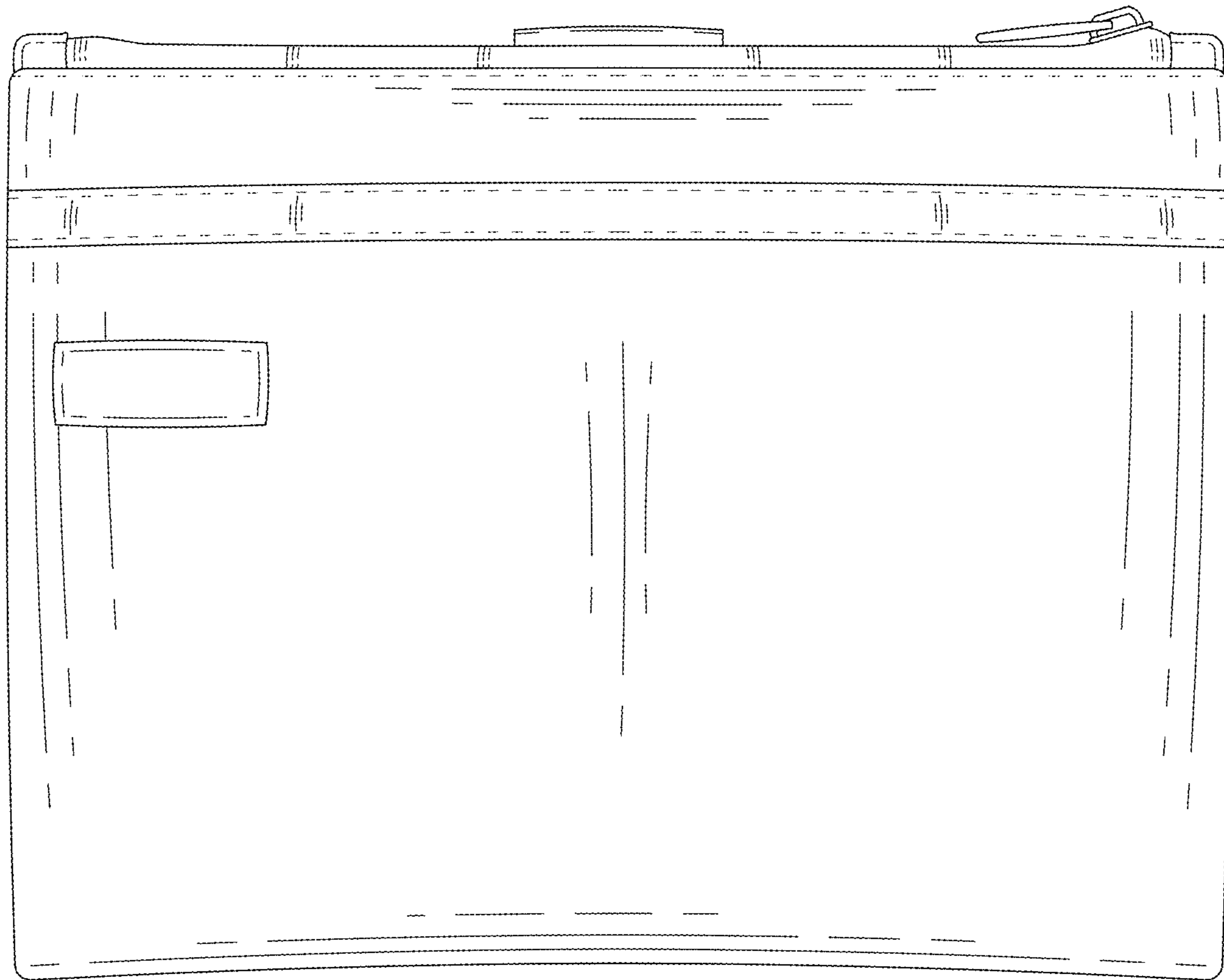


FIG. 4

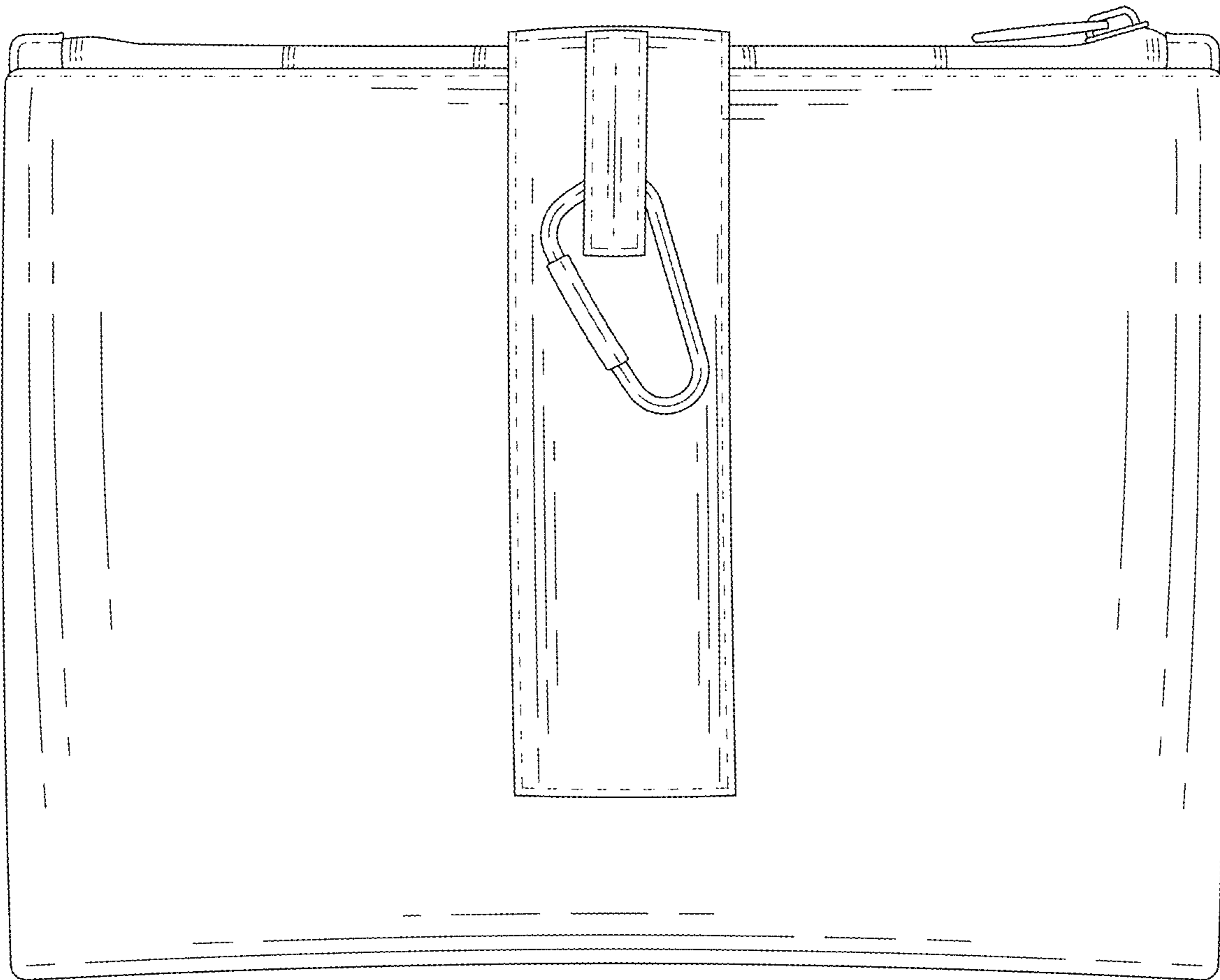


FIG. 5

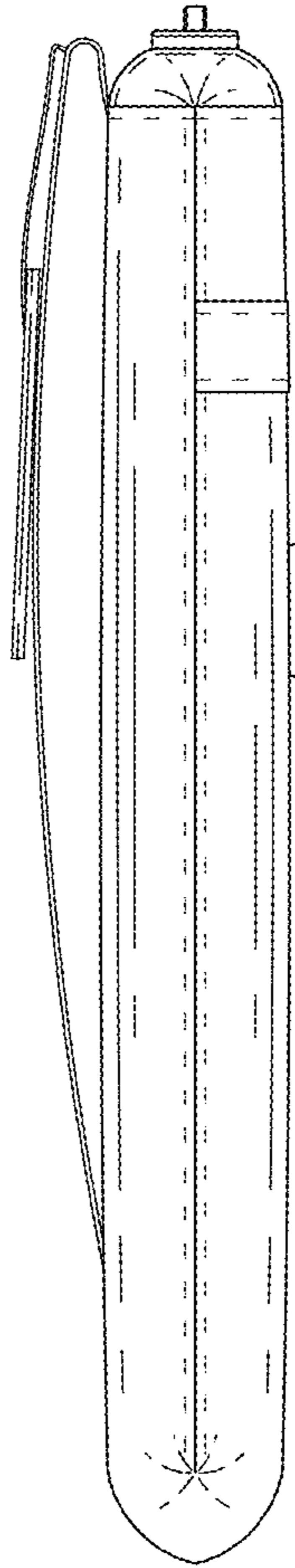


FIG. 6

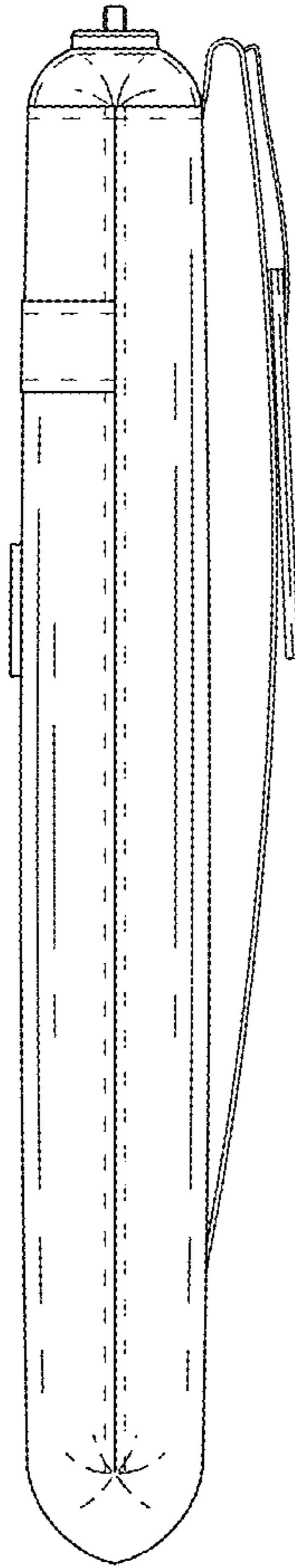


FIG. 7

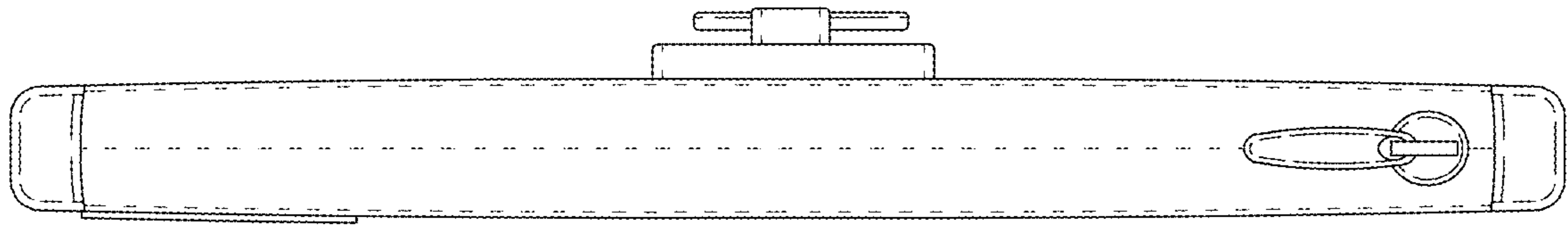


FIG. 8

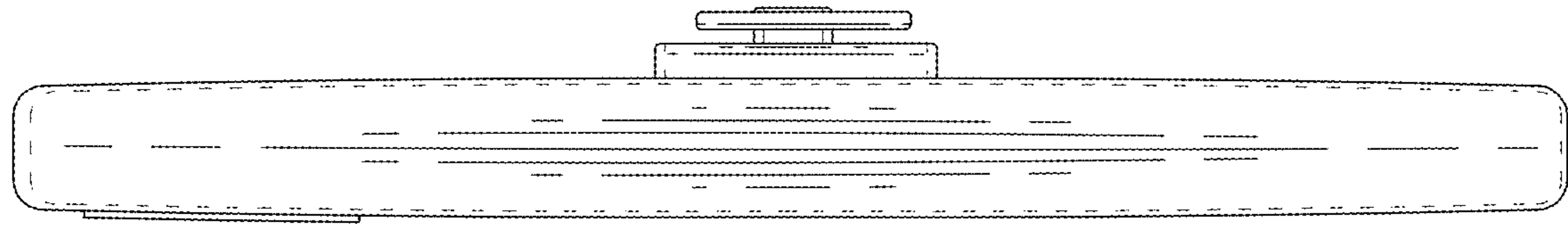


FIG. 9