



US00D886433S

(12) **United States Design Patent** (10) **Patent No.:** **US D886,433 S**
Dean (45) **Date of Patent:** **** Jun. 9, 2020**

(54) **FOOTWEAR UPPER**

(71) Applicant: **Wolverine Outdoors, Inc.**, Rockford, MI (US)

(72) Inventor: **Martin W. F. Dean**, Hertfordshire (GB)

(73) Assignee: **Wolverine Outdoors, Inc.**, Rockford, MI (US)

(**) Term: **15 Years**

(21) Appl. No.: **29/647,989**

(22) Filed: **May 17, 2018**

(51) **LOC (12) Cl.** **02-04**

(52) **U.S. Cl.**
USPC **D2/969**

(58) **Field of Classification Search**
USPC D2/896, 897, 902, 904, 906-908, 910, D2/944, 969, 972-974; D5/47, 49, 50, D5/53, 54, 56, 60
CPC ... A43B 13/181; A43B 13/141; A43B 13/186; A43B 13/188; A43B 23/00; A43B 23/02; A43B 5/00; A43B 23/26; A43B 1/04; A43B 11/14; A43B 7/00; A43B 3/12; A43C 3/00; A43C 5/00; A43C 7/00; A43C 11/004

See application file for complete search history.

(56) **References Cited**

U.S. PATENT DOCUMENTS

D163,019 S * 4/1951 Braun D2/928
D375,193 S * 11/1996 Kallen D2/912
D376,042 S * 12/1996 Cooper D2/978
5,732,483 A * 3/1998 Cagliari A43B 5/0401
36/115
D397,544 S * 9/1998 Egelja D2/902
6,052,921 A * 4/2000 Oreck A43C 1/00
36/50.1

D437,991 S * 2/2001 Matis D2/902
D441,521 S * 5/2001 Matis D2/969
D476,144 S * 6/2003 Adams D2/969
D479,039 S * 9/2003 Eidsgaard D2/969
D516,796 S * 3/2006 Delgorgue D2/972
D546,539 S * 7/2007 Paz D2/972
D707,938 S * 7/2014 Spring D2/969
D709,685 S * 7/2014 Spring D2/929
D715,531 S * 10/2014 Cochrane D2/973
D740,539 S * 10/2015 Yun D2/972
D744,737 S * 12/2015 Raasch D2/969
D747,090 S * 1/2016 Raasch D2/972
D771,931 S * 11/2016 Rasmussen D2/973
D772,556 S * 11/2016 Woodman D2/972
D776,419 S * 1/2017 VanHook D2/973
D781,563 S * 3/2017 Chang D2/972

(Continued)

Primary Examiner — Dominic V Simone

(74) *Attorney, Agent, or Firm* — Warner Norcross + Judd LLP

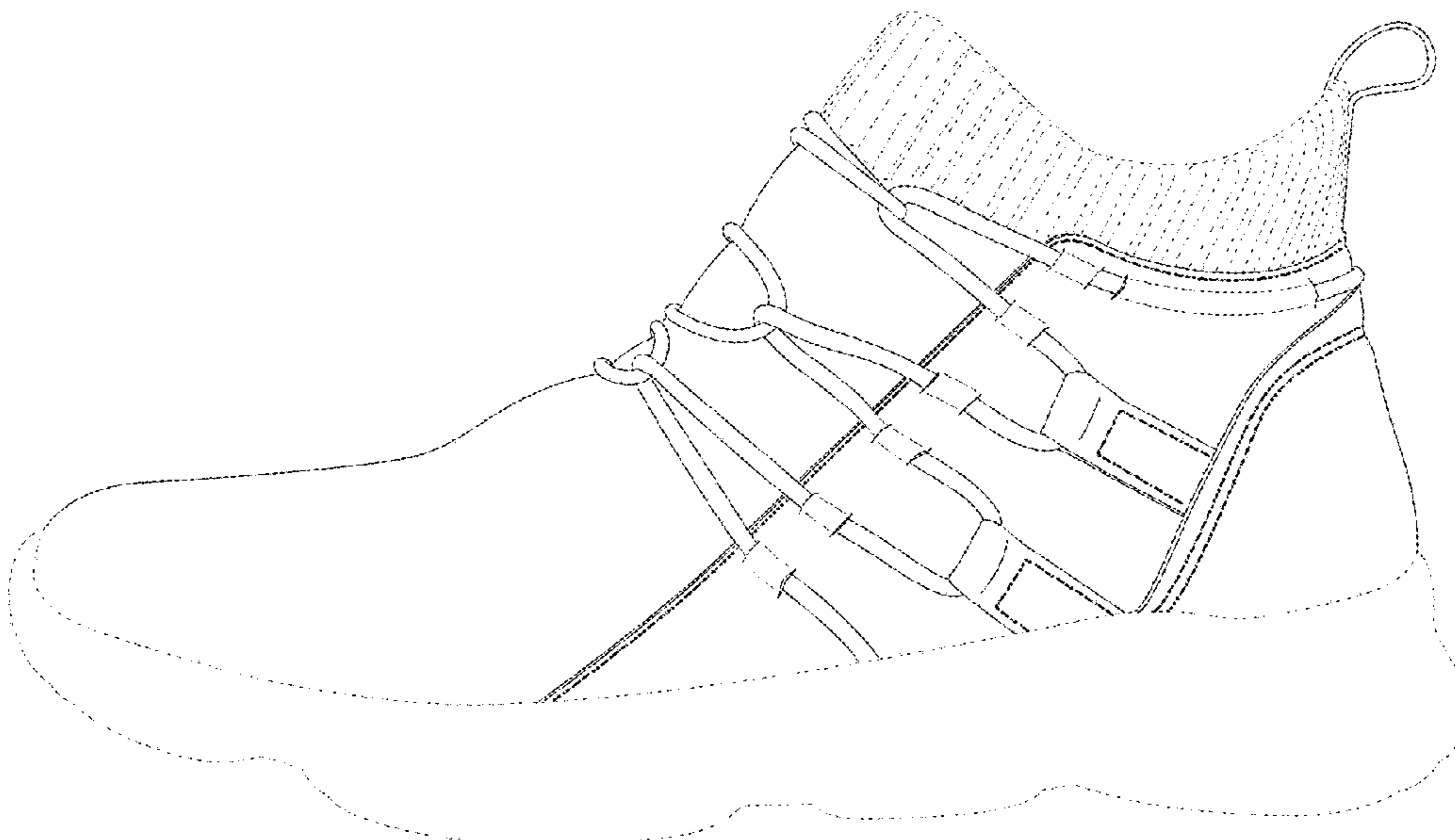
(57) **CLAIM**

The ornamental design for a footwear upper, as shown and described.

DESCRIPTION

FIG. 1 is a perspective view of the footwear upper embodying the new design;
FIG. 2 is a top view thereof;
FIG. 3 is a right side view thereof;
FIG. 4 is a left side view thereof;
FIG. 5 is a front view thereof; and,
FIG. 6 is a rear view thereof.
FIGS. 1-6 show portions of an article of footwear in phantom lines. The article of footwear portions illustrated in phantom lines are shown for environmental purposes and do not form any part of the claimed design. Further, the phantom lines immediately adjacent the solid-line portions of the design form the boundary of the design, with the phantom lines forming no part of the claimed design.

1 Claim, 5 Drawing Sheets



(56)

References Cited

U.S. PATENT DOCUMENTS

| | | | | |
|------------|------|---------|--------------------|---------------------|
| D783,264 | S * | 4/2017 | Hoellmueller | D2/973 |
| D785,310 | S * | 5/2017 | Petrie | D2/972 |
| D812,363 | S * | 3/2018 | Behr | D2/973 |
| D822,361 | S * | 7/2018 | Young | D2/972 |
| D822,976 | S * | 7/2018 | Schultze | D2/972 |
| D845,609 | S * | 4/2019 | Schenone | A43C 1/00 D2/973 |
| D850,090 | S * | 6/2019 | Seamarks | D2/973 |
| 10,470,524 | B2 * | 11/2019 | Doenges | A43C 1/04 |

* cited by examiner




Fig. 1

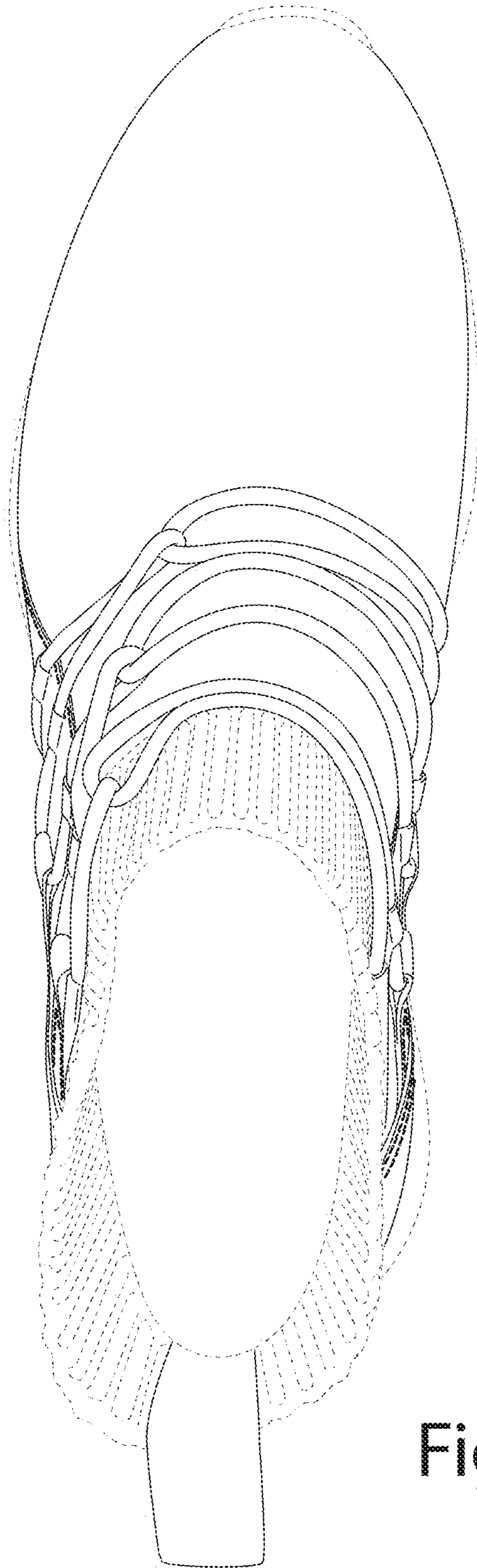


Fig. 2

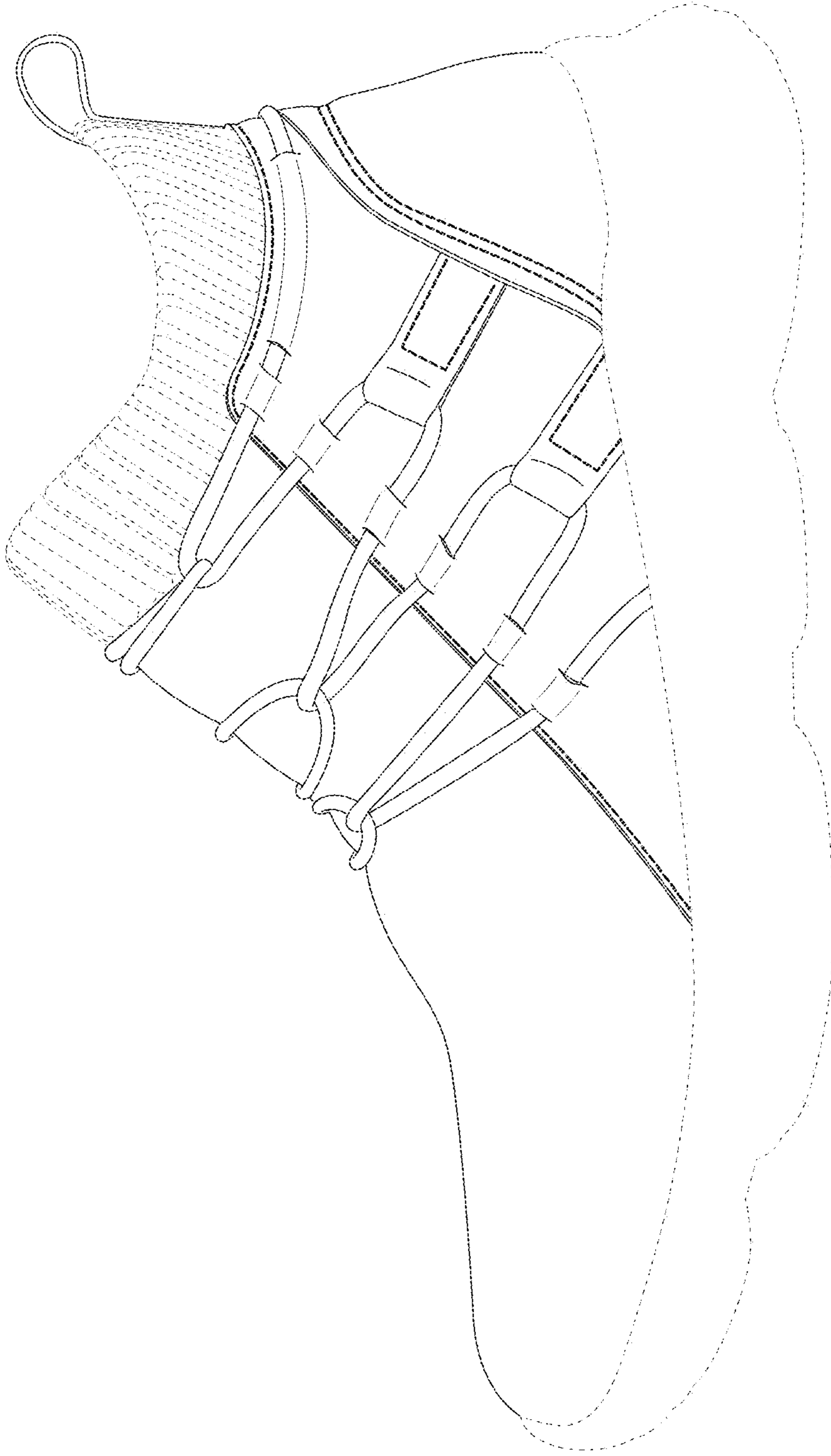


Fig. 3

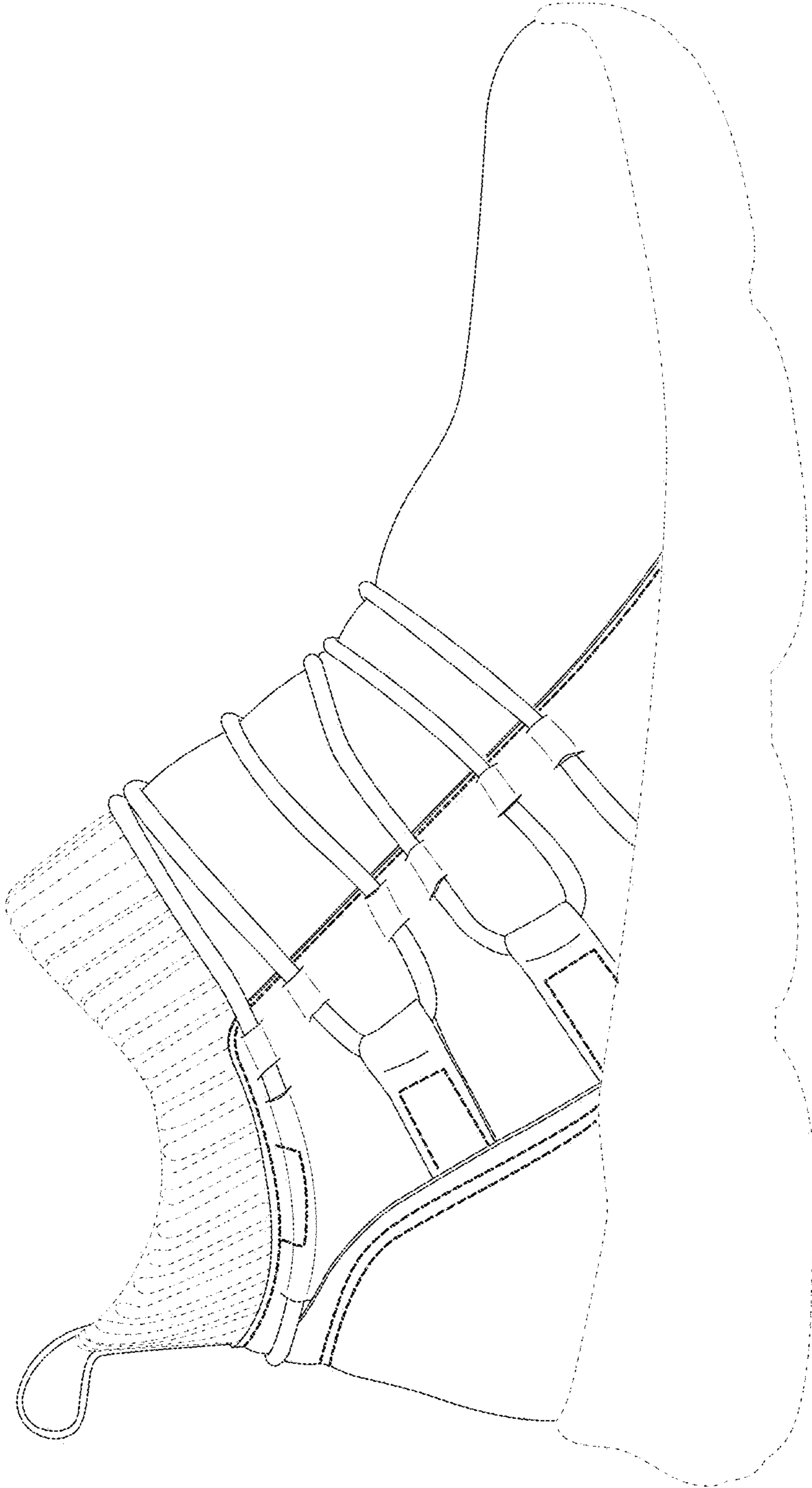


Fig. 4

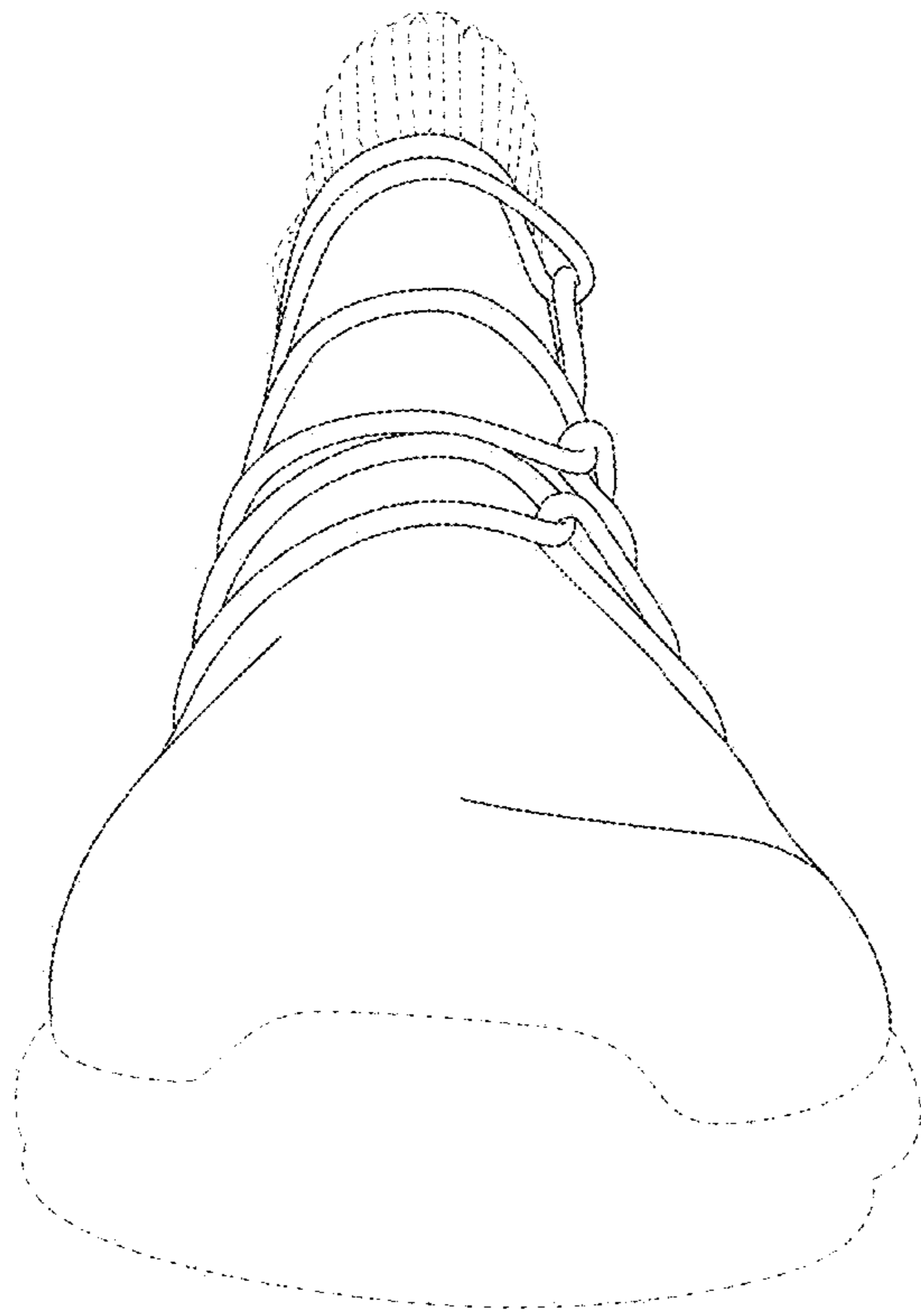


Fig. 5

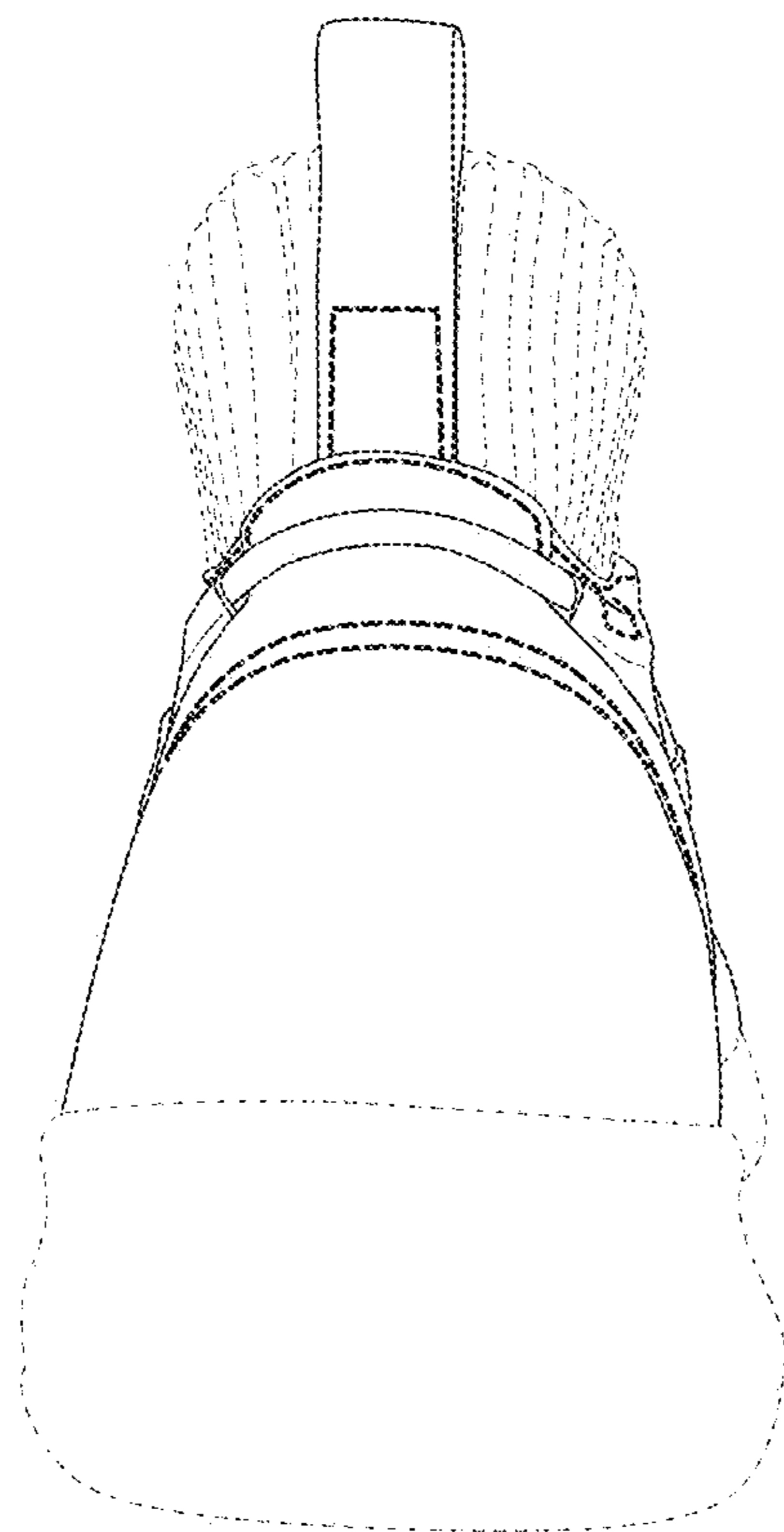


Fig. 6