



US00D886432S

(12) **United States Design Patent**  
**Dean**

(10) **Patent No.:** **US D886,432 S**  
(45) **Date of Patent:** **\*\* Jun. 9, 2020**

(54) **FOOTWEAR UPPER**

(71) Applicant: **Wolverine Outdoors, Inc.**, Rockford, MI (US)

(72) Inventor: **Martin W. F. Dean**, Hertfordshire (GB)

(73) Assignee: **Wolverine Outdoors, Inc.**, Rockford, MI (US)

(\*\*) Term: **15 Years**

(21) Appl. No.: **29/647,987**

(22) Filed: **May 17, 2018**

(51) **LOC (12) Cl.** ..... **02-04**

(52) **U.S. Cl.**  
USPC ..... **D2/969**

(58) **Field of Classification Search**  
USPC ..... D2/896, 897, 902, 904, 906-908, 910, D2/944, 969, 972-974; D5/47, 49, 50, D5/53, 54, 56, 60  
CPC ... A43B 13/181; A43B 13/141; A43B 13/186; A43B 13/188; A43B 23/00; A43B 23/02; A43B 5/00; A43B 23/26; A43B 1/04; A43B 11/14; A43B 7/00; A43B 3/12; A43B 3/00; A43C 3/00; A43C 5/00; A43C 7/00; A43C 11/004  
See application file for complete search history.

(56) **References Cited**

**U.S. PATENT DOCUMENTS**

D163,019 S *	4/1951	Braun	.....	D2/928
D375,193 S *	11/1996	Kallen	.....	D2/912
D376,042 S *	12/1996	Cooper	.....	D2/978
5,732,483 A *	3/1998	Cagliari	.....	A43B 5/0401 36/115
D397,544 S *	9/1998	Egelja	.....	D2/902
6,052,921 A *	4/2000	Oreck	.....	A43C 1/00 36/50.1

D437,991 S *	2/2001	Matis	.....	D2/902
D441,521 S *	5/2001	Matis	.....	D2/969
D476,144 S *	6/2003	Adams	.....	D2/969
D479,039 S *	9/2003	Eidsgaard	.....	D2/969
D516,796 S *	3/2006	Delgorgue	.....	D2/972
D546,539 S *	7/2007	Paz	.....	D2/972
D707,938 S *	7/2014	Spring	.....	D2/969
D709,685 S *	7/2014	Spring	.....	D2/929
D715,531 S *	10/2014	Cochrane	.....	D2/973
D740,539 S *	10/2015	Yun	.....	D2/972
D744,737 S *	12/2015	Raasch	.....	D2/969
D747,090 S *	1/2016	Raasch	.....	D2/972
D771,931 S *	11/2016	Rasmussen	.....	D2/973
D772,556 S *	11/2016	Woodman	.....	D2/972
D776,419 S *	1/2017	VanHook	.....	D2/973

(Continued)

*Primary Examiner* — Dominic V Simone

(74) *Attorney, Agent, or Firm* — Warner Norcross + Judd LLP

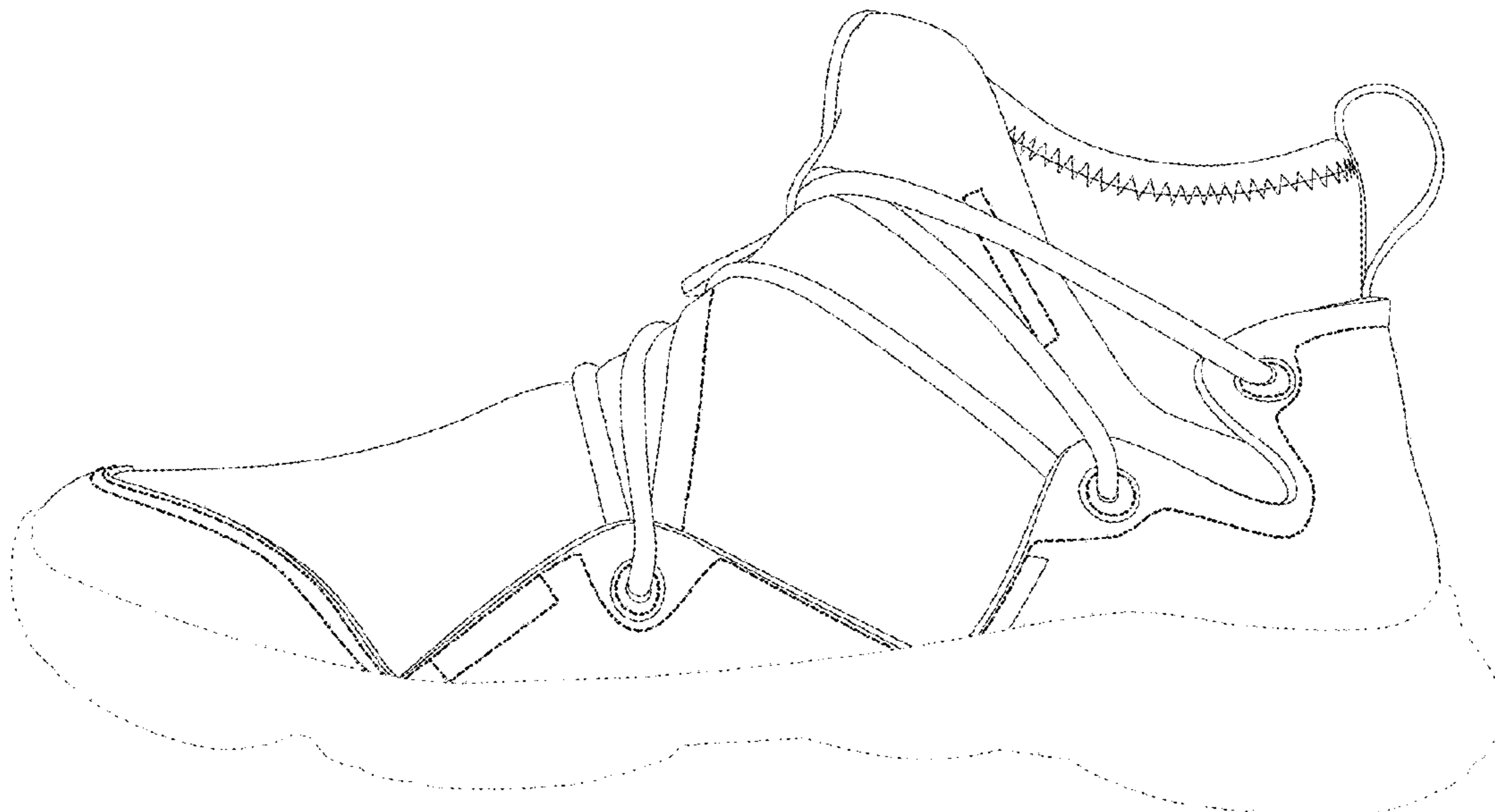
(57) **CLAIM**

The ornamental design for a footwear upper, as shown and described.

**DESCRIPTION**

FIG. 1 is a perspective view of the footwear upper embodying the new design;  
FIG. 2 is a top view thereof;  
FIG. 3 is a right side view thereof;  
FIG. 4 is a left side view thereof;  
FIG. 5 is a front view thereof; and,  
FIG. 6 is a rear view thereof.  
FIGS. 1-6 show portions of an article of footwear in phantom lines. The article of footwear portions illustrated in phantom lines are shown for environmental purposes and do not form any part of the claimed design. Further, the phantom lines immediately adjacent the solid-line portions of the design form the boundary of the design, with the phantom lines forming no part of the claimed design.

**1 Claim, 5 Drawing Sheets**



(56)

**References Cited**

U.S. PATENT DOCUMENTS

D781,563	S *	3/2017	Chang .....	D2/972
D783,264	S *	4/2017	Hoellmueller .....	D2/973
D785,310	S *	5/2017	Petrie .....	D2/972
D812,363	S *	3/2018	Behr .....	D2/973
D822,361	S *	7/2018	Young .....	D2/972
D822,976	S *	7/2018	Schultze .....	D2/972
D845,609	S *	4/2019	Schenone .....	A43C 1/00 D2/973
D850,090	S *	6/2019	Seamarks .....	D2/973
10,470,524	B2 *	11/2019	Doenges .....	A43C 1/04

\* cited by examiner



Fig. 1

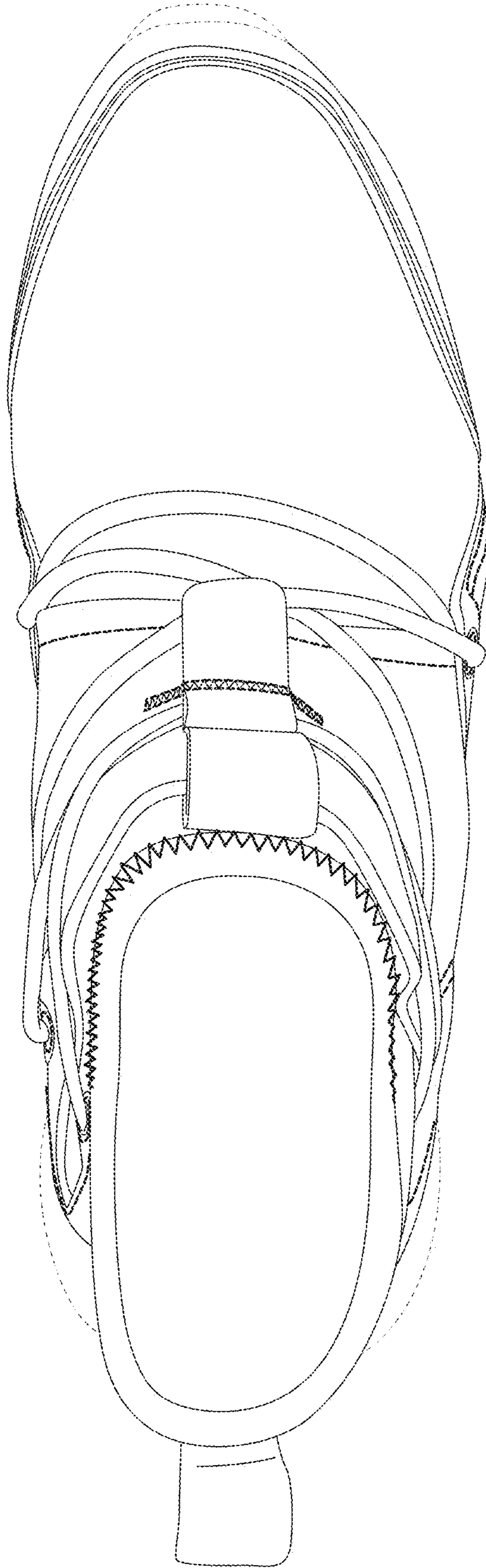


Fig. 2



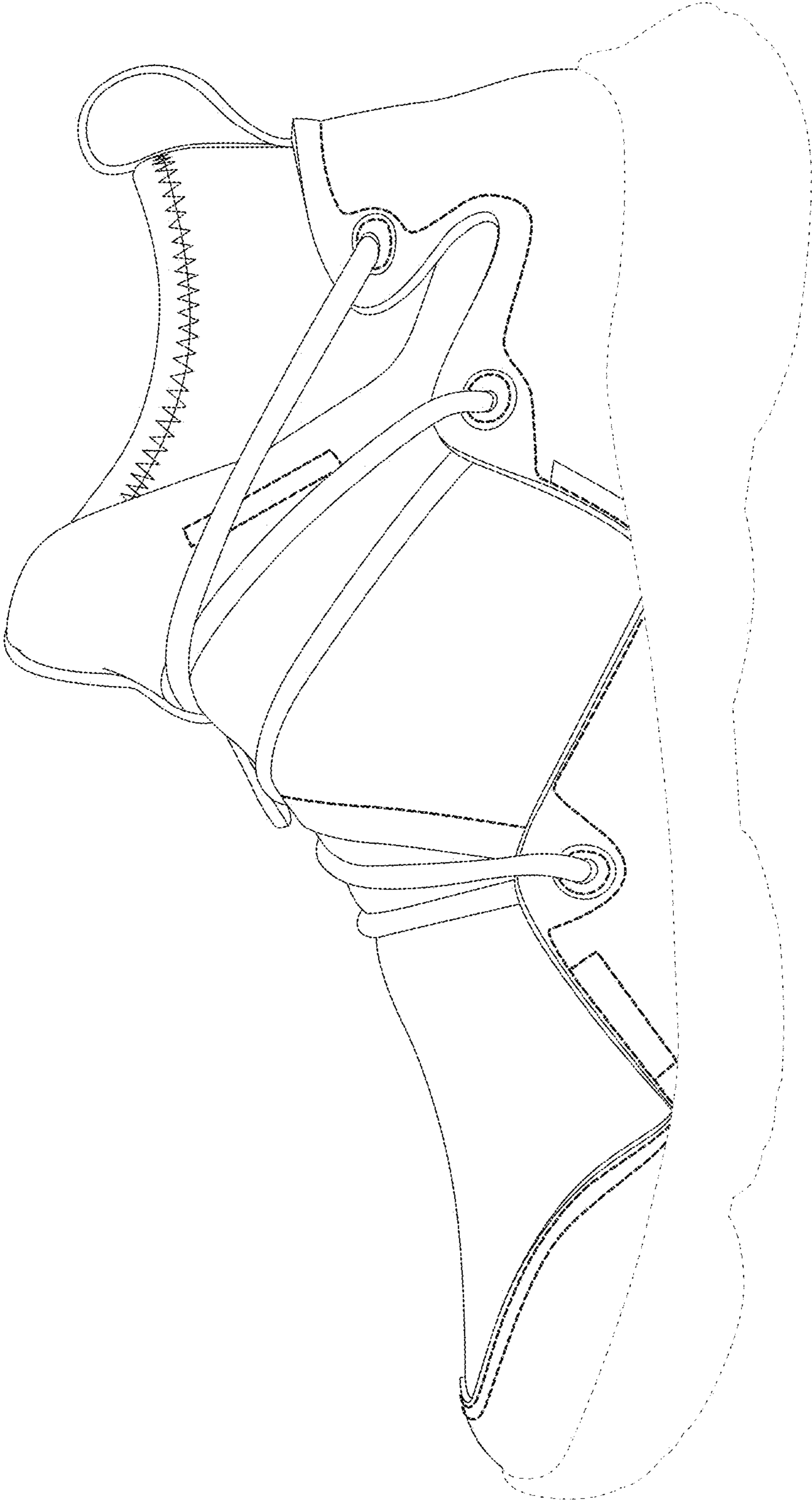


Fig. 3

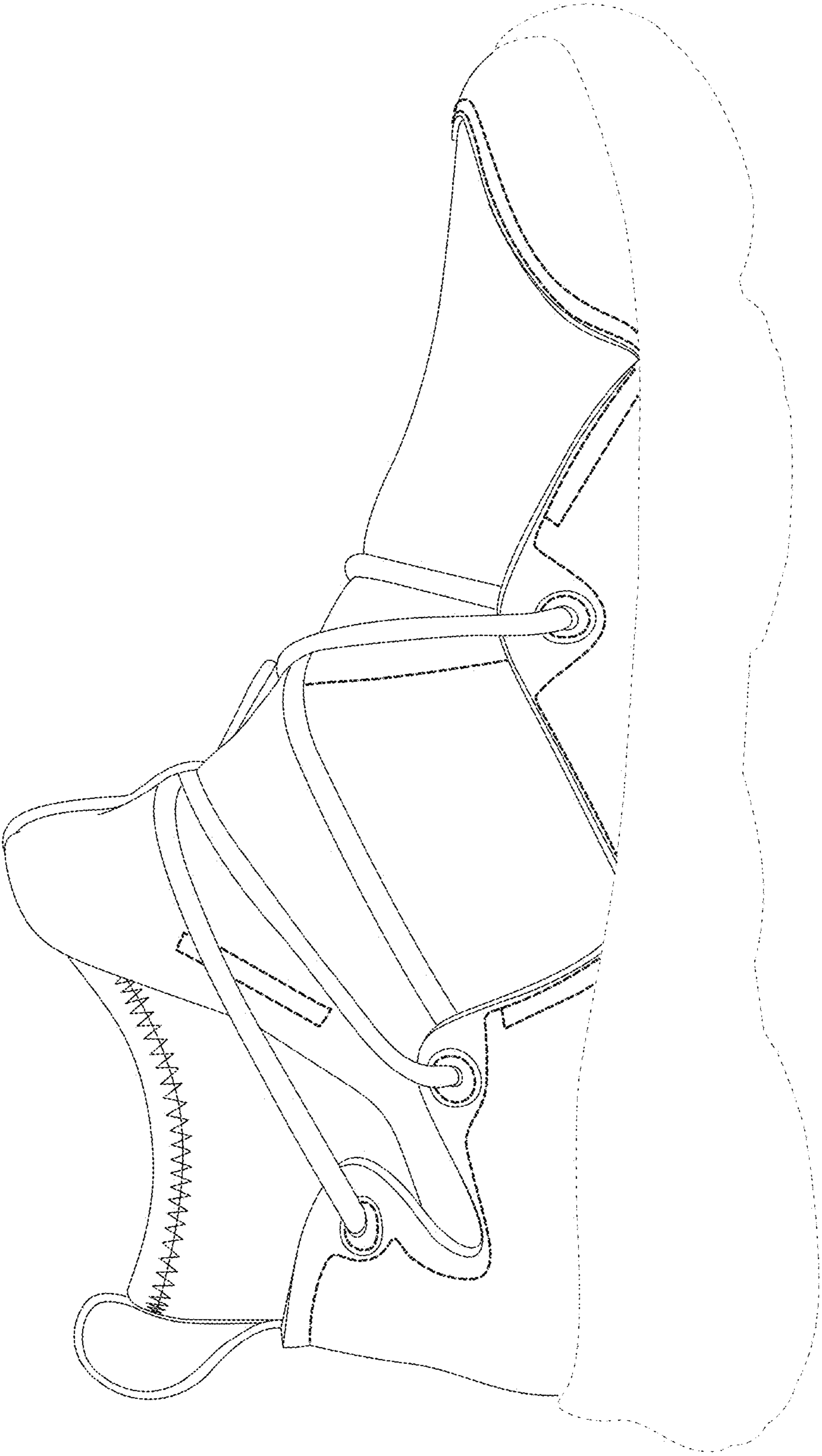


Fig. 4

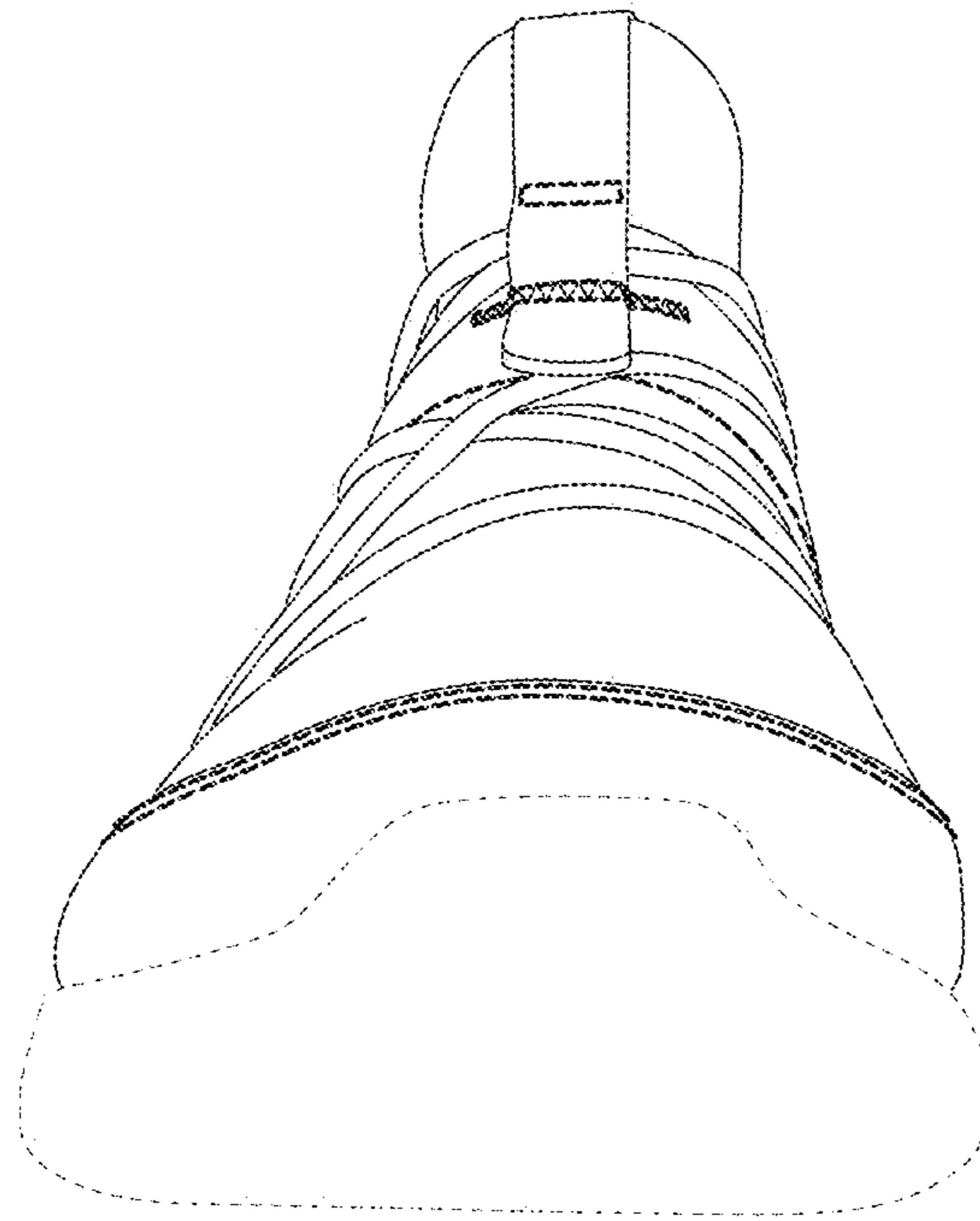


Fig. 5

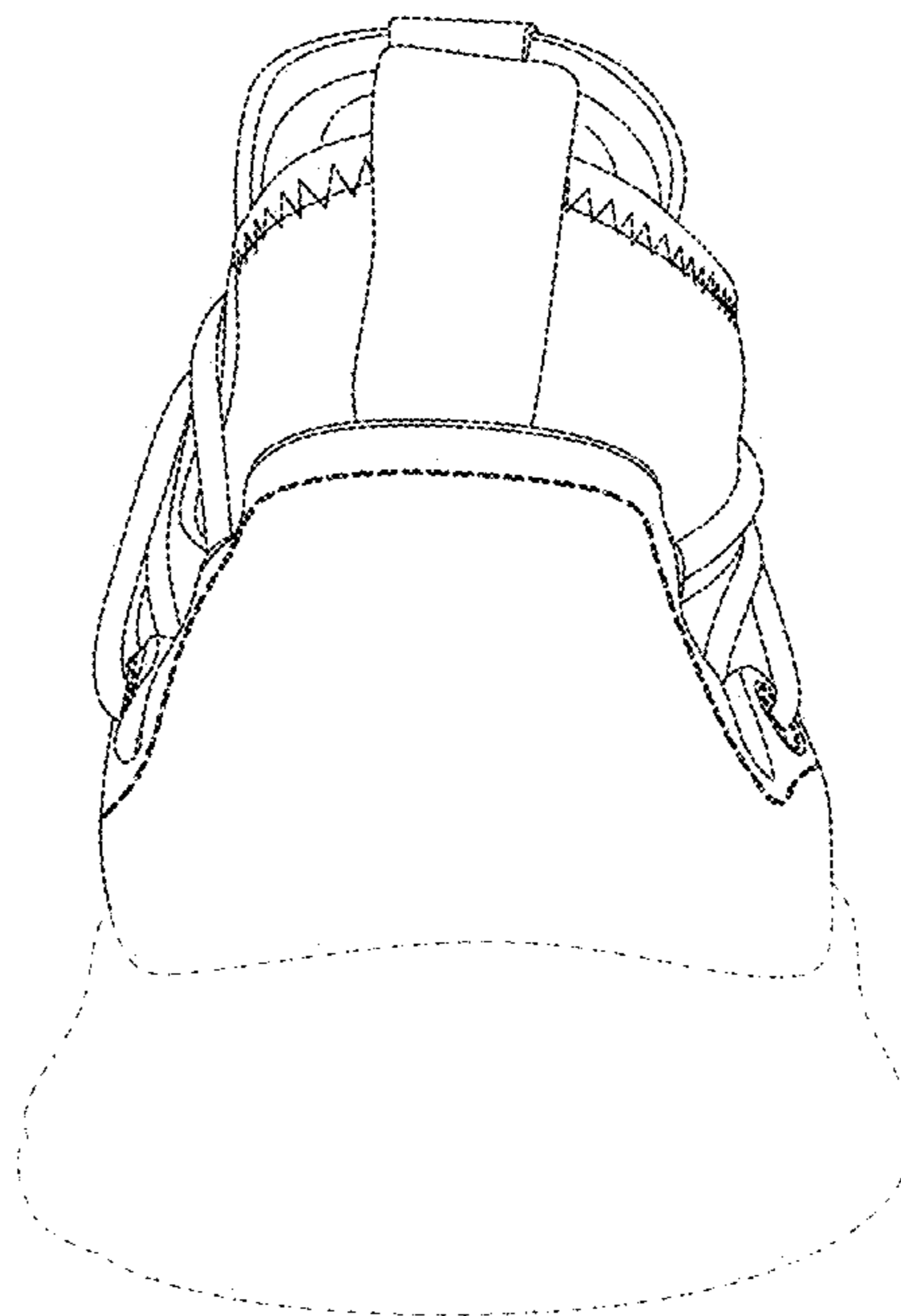


Fig. 6