



US00D886431S

(12) **United States Design Patent**
Dean

(10) **Patent No.:** **US D886,431 S**
(45) **Date of Patent:** **** Jun. 9, 2020**

(54) **FOOTWEAR UPPER**

(71) Applicant: **Wolverine Outdoors, Inc.**, Rockford, MI (US)

(72) Inventor: **Martin W. F. Dean**, Hertfordshire (GB)

(73) Assignee: **Wolverine Outdoors, Inc.**, Rockford, MI (US)

(**) Term: **15 Years**

(21) Appl. No.: **29/647,984**

(22) Filed: **May 17, 2018**

(51) **LOC (12) Cl.** **02-04**

(52) **U.S. Cl.**
USPC **D2/969**

(58) **Field of Classification Search**
USPC D2/896, 897, 902, 904, 906-908, 910, D2/944, 969, 972-974; D5/47, 49, 50, D5/53, 54, 56, 60
CPC ... A43B 13/181; A43B 13/141; A43B 13/186; A43B 13/188; A43B 23/00; A43B 23/02; A43B 5/00; A43B 23/26; A43B 1/04; A43B 11/14; A43B 7/00; A43B 3/12; A43C 3/00; A43C 5/00; A43C 7/00; A43C 11/004

See application file for complete search history.

(56) **References Cited**

U.S. PATENT DOCUMENTS

D163,019 S *	4/1951	Braun	D2/928
D375,193 S *	11/1996	Kallen	D2/912
D376,042 S *	12/1996	Cooper	D2/978
5,732,483 A *	3/1998	Cagliari	A43B 5/0401
				36/115
D397,544 S *	9/1998	Egelja	D2/902
6,052,921 A *	4/2000	Oreck	A43C 1/00
				36/50.1

D437,991 S *	2/2001	Matis	D2/902
D441,521 S *	5/2001	Matis	D2/969
D476,144 S *	6/2003	Adams	D2/969
D479,039 S *	9/2003	Eidsgaard	D2/969
D516,796 S *	3/2006	Delgorgue	D2/972
D546,539 S *	7/2007	Paz	D2/972
D707,938 S *	7/2014	Spring	D2/969
D709,685 S *	7/2014	Spring	D2/929
D715,531 S *	10/2014	Cochrane	D2/973
D740,539 S *	10/2015	Yun	D2/972
D744,737 S *	12/2015	Raasch	D2/969
D747,090 S *	1/2016	Raasch	D2/972
D771,931 S *	11/2016	Rasmussen	D2/973
D772,556 S *	11/2016	Woodman	D2/972
D776,419 S *	1/2017	VanHook	D2/973
D781,563 S *	3/2017	Chang	D2/972

(Continued)

Primary Examiner — Dominic V Simone

(74) *Attorney, Agent, or Firm* — Warner Norcross + Judd LLP

(57) **CLAIM**

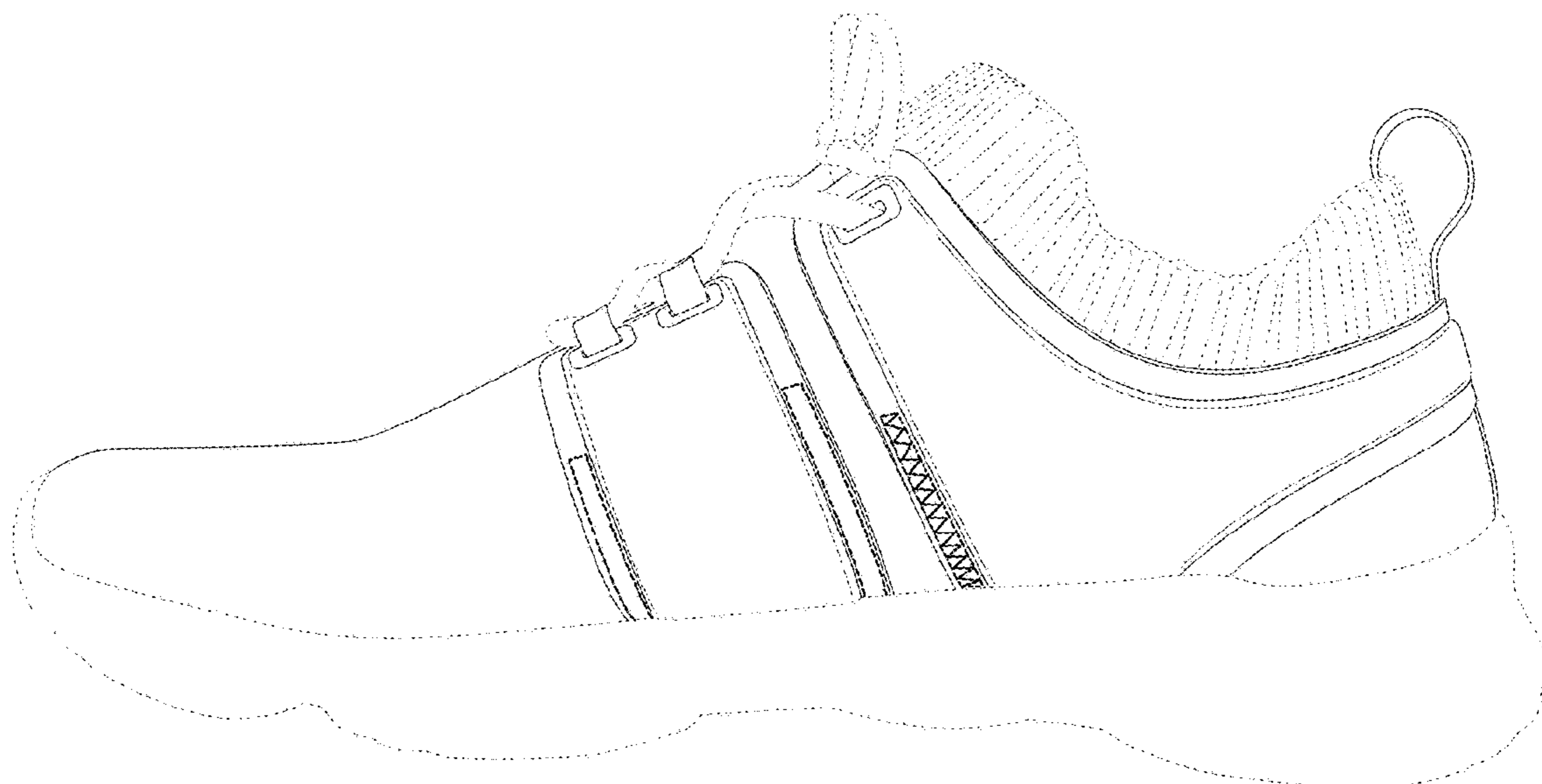
The ornamental design for a footwear upper, as shown and described.

DESCRIPTION

FIG. 1 is a perspective view of the footwear upper embodying the new design;
FIG. 2 is a top view thereof;
FIG. 3 is a right side view thereof;
FIG. 4 is a left side view thereof;
FIG. 5 is a front view thereof; and,
FIG. 6 is a rear view thereof.

FIGS. 1-6 show portions of an article of footwear in phantom lines. The article of footwear portions illustrated in phantom lines are shown for environmental purposes and do not form any part of the claimed design. Further, the phantom lines immediately adjacent the solid-line portions of the design form the boundary of the design, with the phantom lines forming no part of the claimed design.

1 Claim, 5 Drawing Sheets



(56)

References Cited

U.S. PATENT DOCUMENTS

D783,264	S *	4/2017	Hoellmueller	D2/973
D785,310	S *	5/2017	Petrie	D2/972
D812,363	S *	3/2018	Behr	D2/973
D822,361	S *	7/2018	Young	D2/972
D822,976	S *	7/2018	Schultze	D2/972
D845,609	S *	4/2019	Schenone	A43C 1/00 D2/973
D850,090	S *	6/2019	Seamarks	D2/973
10,470,524	B2 *	11/2019	Doenges	A43C 1/04

* cited by examiner




Fig. 1




Fig. 2

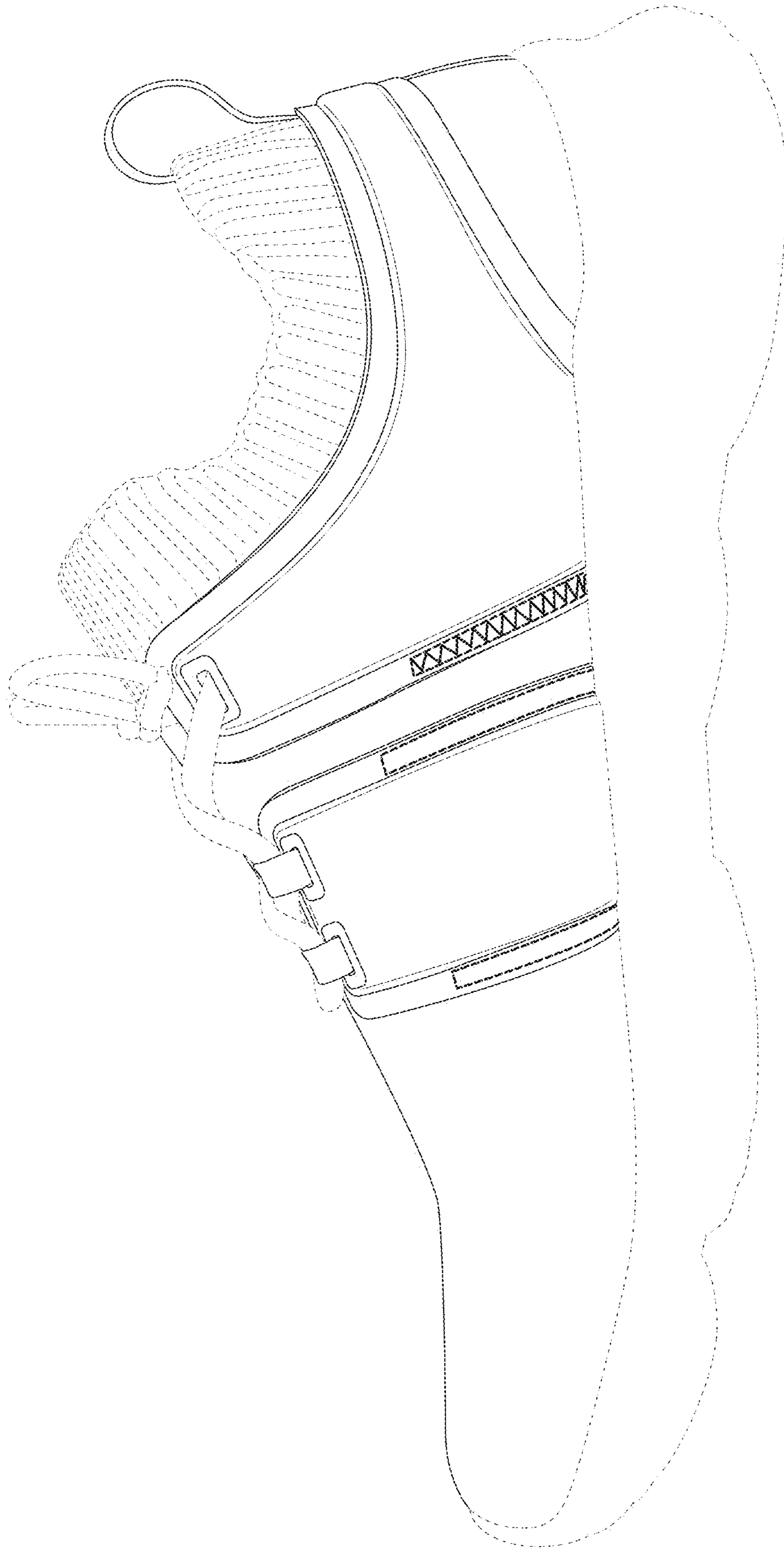


Fig. 3

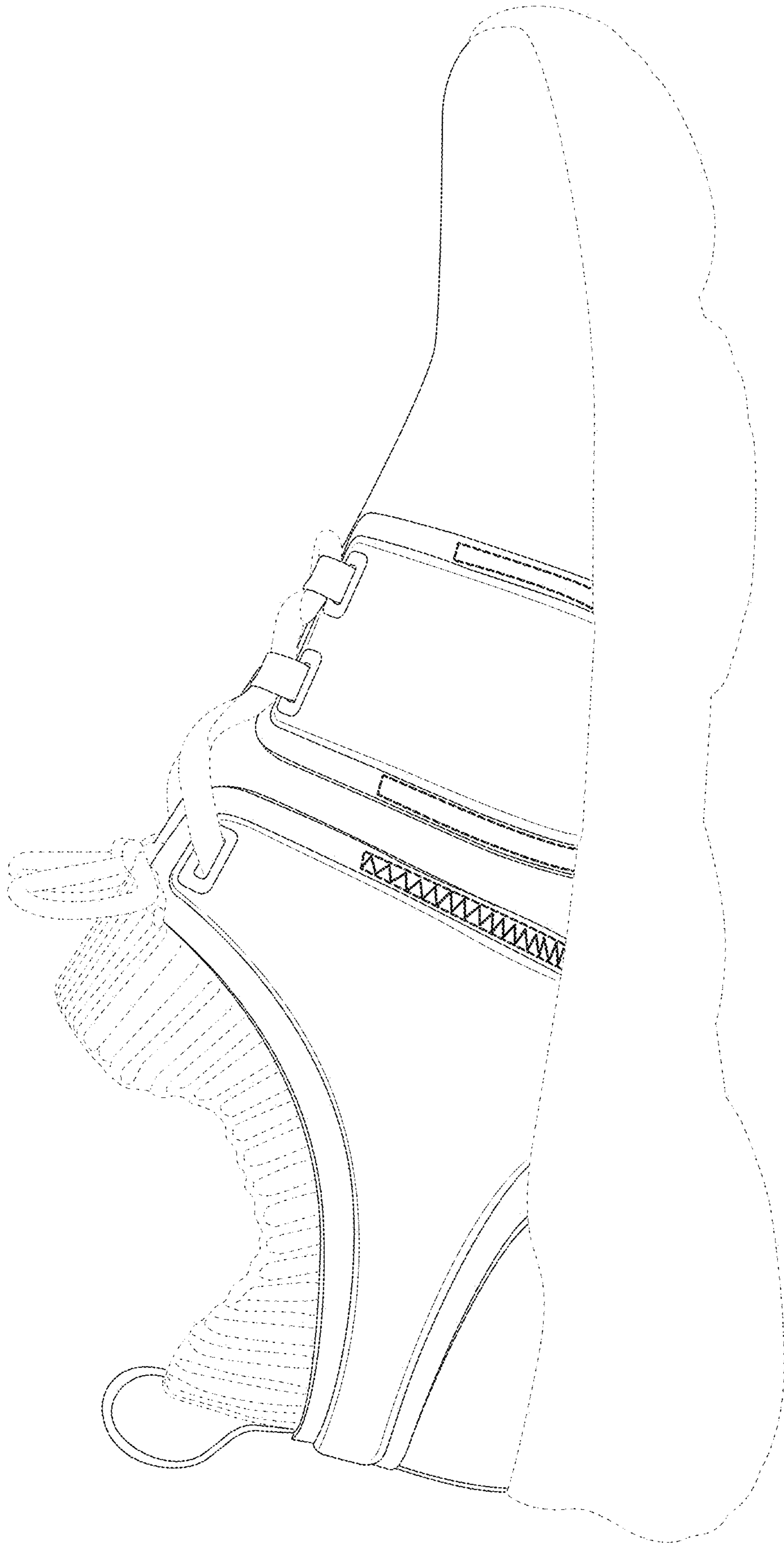


Fig. 4




Fig. 5

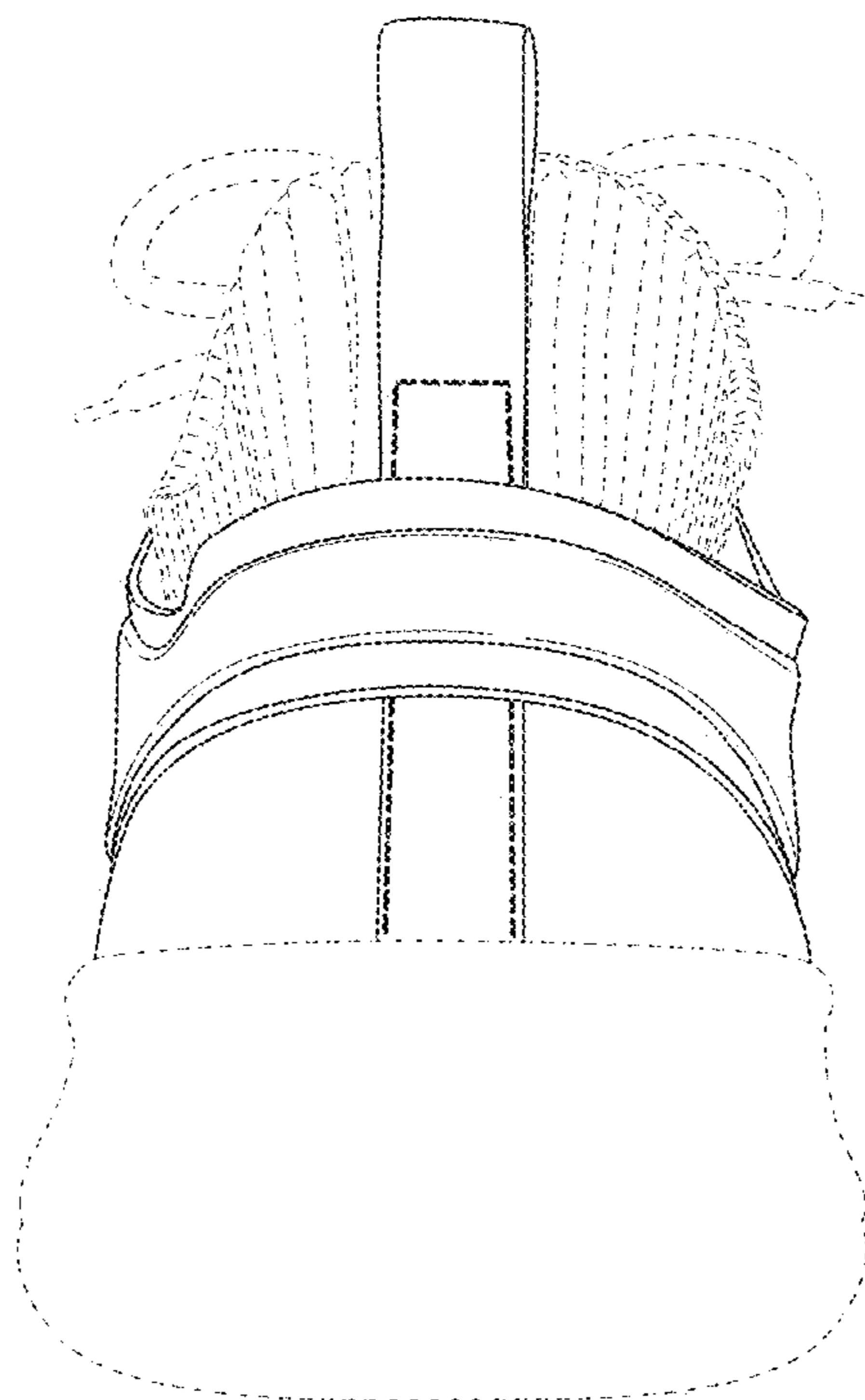


Fig. 6