



US00D886378S

(12) **United States Design Patent** (10) **Patent No.:** **US D886,378 S**
Cociffi et al. (45) **Date of Patent:** **** Jun. 2, 2020**

(54) **HANDLE FOR BODY TRIMMER**
(71) Applicant: **KONINKLIJKE PHILIPS N.V.**,
Eindhoven (NL)
(72) Inventors: **Agustina Cociffi**, Eindhoven (NL);
Roshan Hakkim, Eindhoven (NL)
(73) Assignee: **KONINKLIJKE PHILIPS N.V.**,
Eindhoven (NL)
(**) Term: **15 Years**

D820,520 S * 6/2018 Kling D28/44.1
D836,247 S * 12/2018 Van Maanen D28/44.1
2002/0052611 A1* 5/2002 Inoue A45D 26/0028
606/133
2008/0301947 A1* 12/2008 Dorber A61B 17/54
30/34.05
2010/0262163 A1* 10/2010 Kindermann A45D 26/0028
606/133
2012/0022555 A1* 1/2012 Sanchez-Martinez
A45D 26/0028
606/133
2014/0107669 A1* 4/2014 Grieshaber A45D 26/0023
606/133

(Continued)

(21) Appl. No.: **29/657,278**
(22) Filed: **Jul. 20, 2018**

(30) **Foreign Application Priority Data**

Jan. 23, 2018 (EM) 004676732-0006

(51) **LOC (12) Cl.** **28-03**
(52) **U.S. Cl.**
USPC **D28/47**

(58) **Field of Classification Search**
USPC D28/44-54
CPC ... B26B 21/00-12; B26B 21/14; B26B 21/16;
B26B 21/165; B26B 21/18; B26B 21/185;
B26B 21/20-227; B26B 19/00; B26B
19/10; B26B 19/12; B26B 19/14; B26B
19/38; B26B 19/02-107
See application file for complete search history.

(56) **References Cited**

U.S. PATENT DOCUMENTS

D519,678 S * 4/2006 Butcher D28/51
D568,540 S * 5/2008 Micinilio D28/48
D593,253 S * 5/2009 Tamsiran D28/51
D593,254 S * 5/2009 Tamsiran D28/51
D608,051 S * 1/2010 Tamsiran D28/44.1
D645,203 S * 9/2011 Doulobakas D28/44.1
D675,376 S * 1/2013 Beedham D28/44.1
D675,377 S * 1/2013 Boulanger D28/46
D723,217 S * 2/2015 Wong D28/51
D764,706 S * 8/2016 Kling D28/44.1

OTHER PUBLICATIONS

Philips Norelco Bodygroom Series 3500, Philips Norelco, first available on Dec. 17, 2017 on amazon.com, retrieved on Jul. 29, 2019, retrieved from the Internet URL: https://www.amazon.com/Philips-Norelco-Bodygroomer-BG5025-49/dp/B078G9BKBW/ref=sr_1_5?crd=17MMO9JA9JHGU&keywords=philips+bodygroom&qid=1564433989&s=gateway.*

Primary Examiner — Jennifer Rivard
Assistant Examiner — Alison M Ofstun


(57) **CLAIM**

We claim the ornamental design for a handle for body trimmer, as shown and described.

DESCRIPTION

FIG. 1 is a perspective view of a handle for body trimmer showing our new design
FIG. 2 is a front elevational view thereof;
FIG. 3 is a rear elevational view thereof;
FIG. 4 is a right side elevational view thereof;
FIG. 5 is a left side elevational view thereof;
FIG. 6 is a top plan view thereof; and,
FIG. 7 is a bottom plan view thereof.
The broken lines illustrate portions of the handle for body trimmer that form no part of the claimed design.

1 Claim, 6 Drawing Sheets



(56)

References Cited

U.S. PATENT DOCUMENTS

2019/0104822 A1* 4/2019 Martinez A45D 26/0038

* cited by examiner

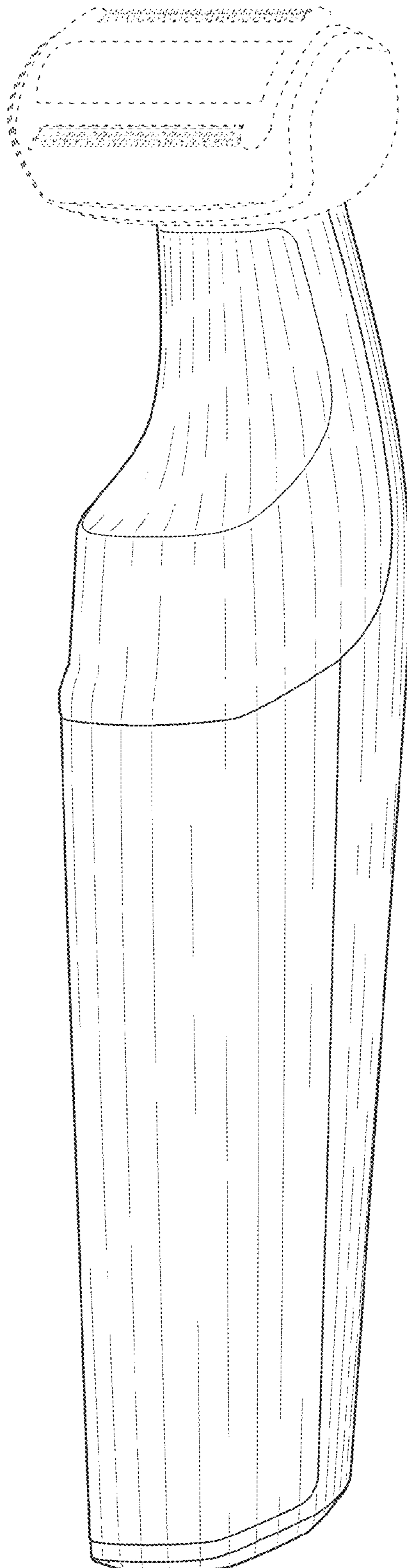


FIG. 1

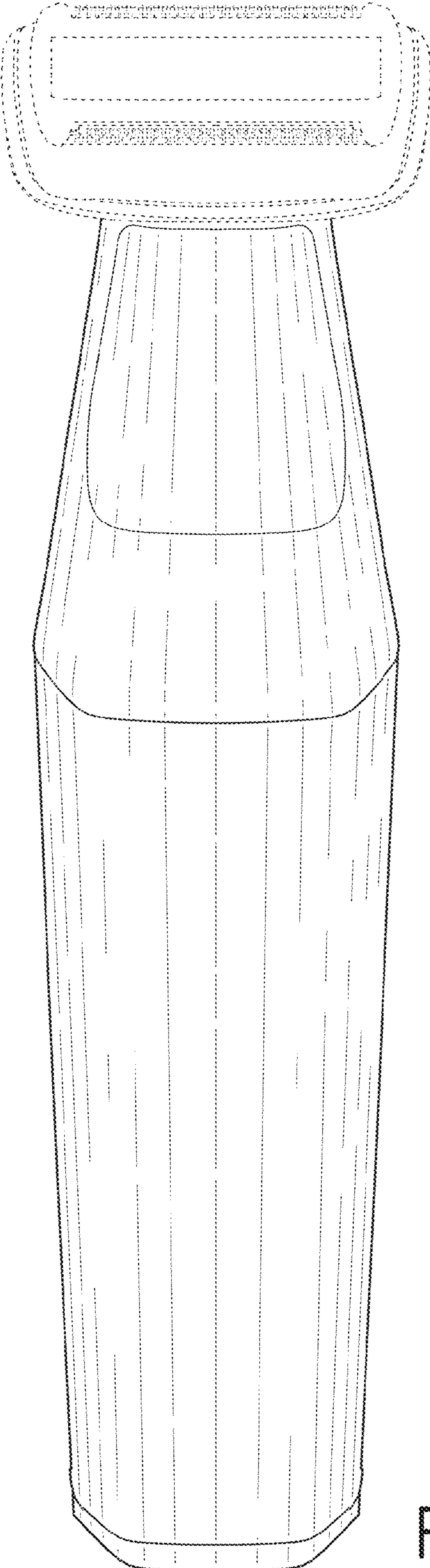


FIG. 2

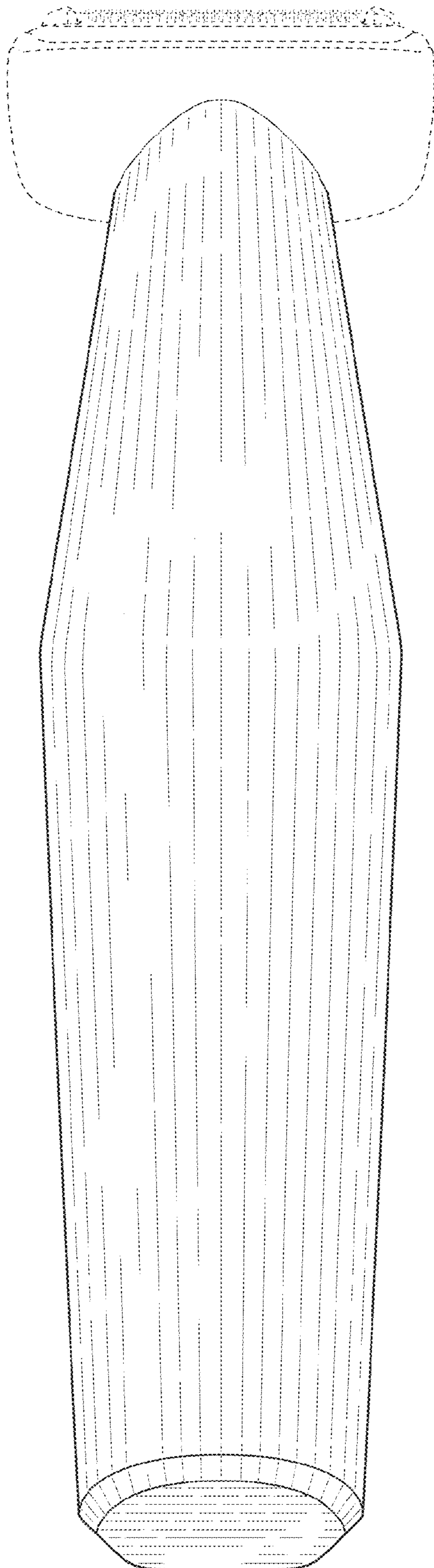


FIG. 3

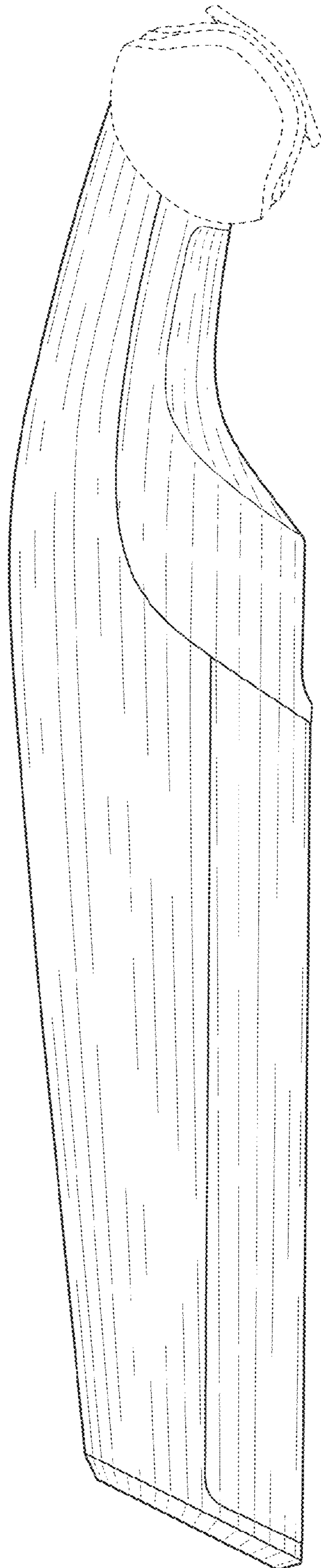


FIG. 4

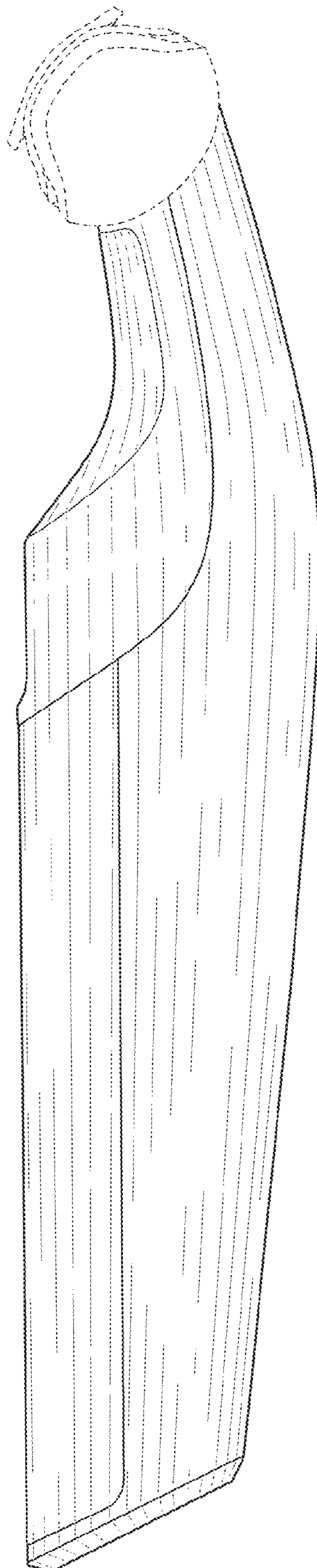


FIG. 5

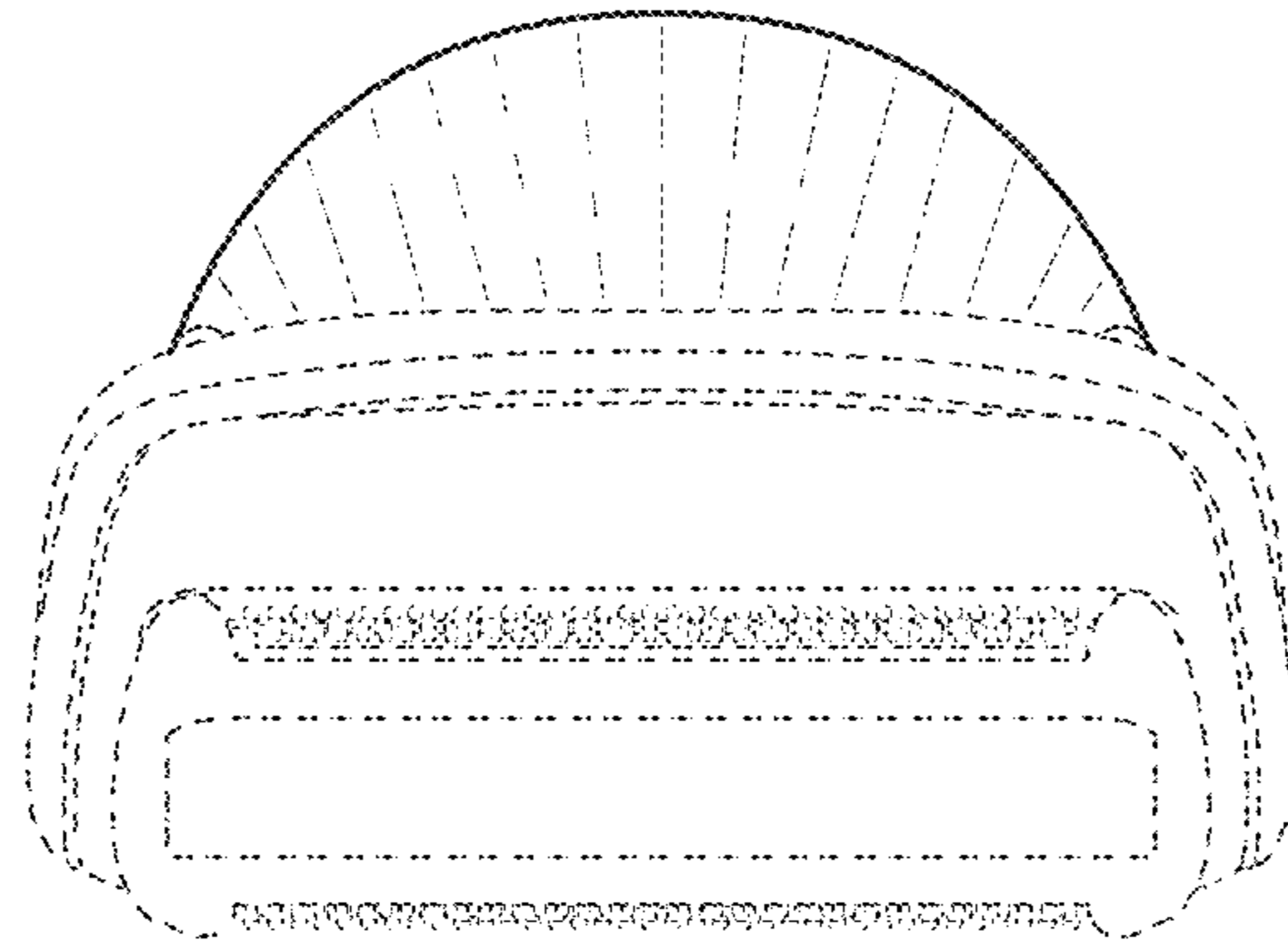


FIG. 6

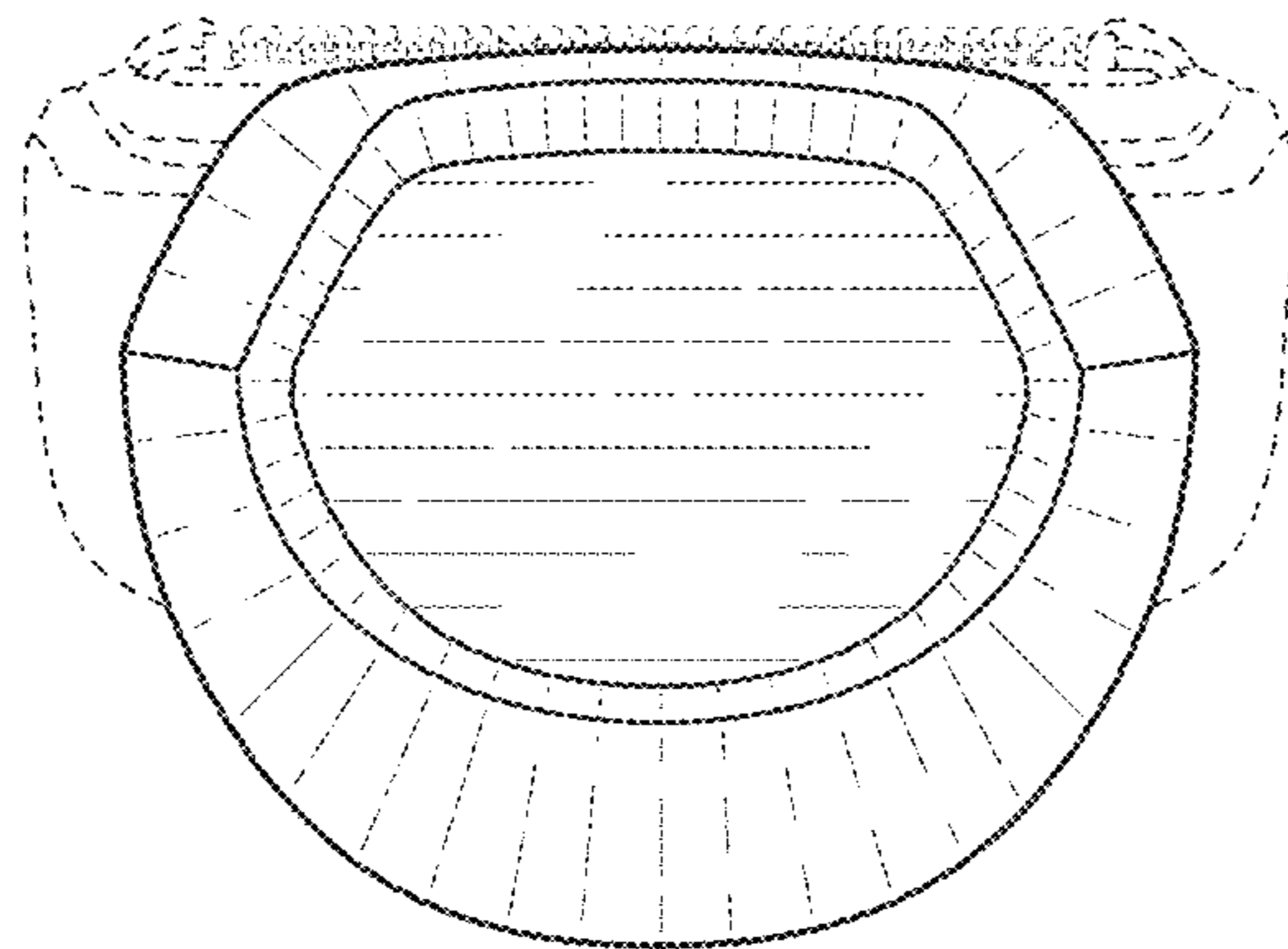


FIG. 7