



US00D886375S

(12) **United States Design Patent**
Zhou

(10) **Patent No.:** **US D886,375 S**
(45) **Date of Patent:** **** Jun. 2, 2020**

- (54) **HEATED EYELASH CURLER**
- (71) Applicant: **TOUCHBEAUTY BEAUTY & HEALTH (SHENZHEN) CO., LTD.,**
Shenzhen (CN)
- (72) Inventor: **Elin Zhou, Shenzhen (CN)**
- (**) Term: **15 Years**
- (21) Appl. No.: **29/673,421**
- (22) Filed: **Dec. 14, 2018**
- (51) **LOC (12) Cl.** **28-03**
- (52) **U.S. Cl.**
USPC **D28/36**
- (58) **Field of Classification Search**
USPC D28/36, 7
CPC A41G 5/02; A45D 2/48
See application file for complete search history.

9,049,915	B2 *	6/2015	Caulier	A45D 2/48
2010/0095975	A1 *	4/2010	Kim	A45D 2/48
					132/217
2013/0017009	A1 *	1/2013	Cho	A45D 2/48
					401/2
2013/0098387	A1 *	4/2013	Shimizu	A45D 2/48
					132/217
2017/0354237	A1 *	12/2017	Caulier	A45D 2/48
2017/0360177	A1 *	12/2017	Sanchez	A45D 2/48
2018/0049530	A1 *	2/2018	Chant	A45D 2/48
2019/0320778	A1 *	10/2019	Moon	A45D 2/48

OTHER PUBLICATIONS

Heated Eyelash Curler, www.amazon.com, reviewed as early as Dec. 2019, downloaded Feb. 2020 https://www.amazon.com/dp/B082W5783R/ref=sspa_dk_detail_5? (Year: 2019).*

* cited by examiner

Primary Examiner — Jennifer Rivard
(74) *Attorney, Agent, or Firm* — ZANIP

(56) **References Cited**
U.S. PATENT DOCUMENTS

5,853,010	A *	12/1998	Suh	A45D 2/48
					132/217
6,009,884	A *	1/2000	Suh	A45D 2/367
					132/217
7,322,366	B2 *	1/2008	Cho	A45D 2/48
					132/217
7,497,218	B2 *	3/2009	Gueret	A45D 2/48
					132/217
7,637,265	B2 *	12/2009	Funatsu	A45D 2/48
					132/217
7,669,605	B2 *	3/2010	Cho	A45D 2/48
					132/217
8,267,099	B2 *	9/2012	Cho	A45D 2/48
					132/217
8,563,904	B2 *	10/2013	Cho	H05B 1/0252
					219/494

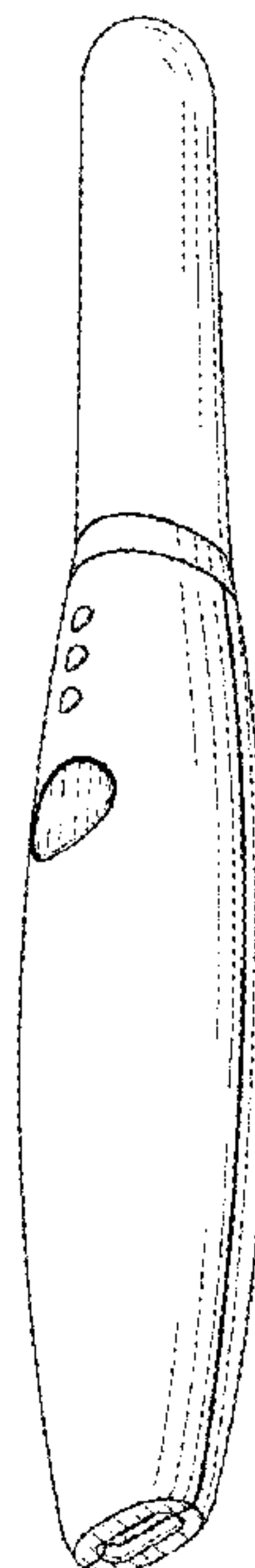
(57) **CLAIM**

The ornamental design for a heated eyelash curler, as shown and described.

DESCRIPTION

FIG. 1 is a perspective view of a heated eyelash curler, showing my new design;
FIG. 2 is a front view thereof;
FIG. 3 is a rear view thereof;
FIG. 4 is a left-side view thereof;
FIG. 5 is a right-side view thereof;
FIG. 6 is a top view thereof; and,
FIG. 7 is a bottom view thereof.

1 Claim, 6 Drawing Sheets



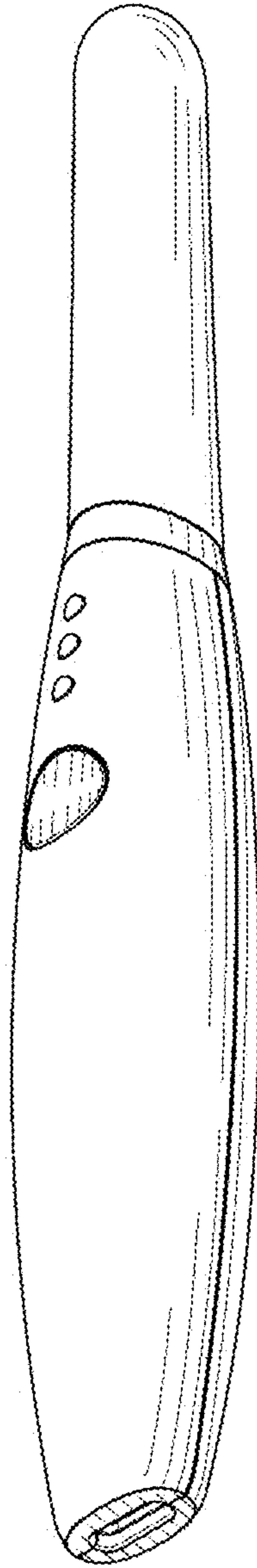


FIG. 1

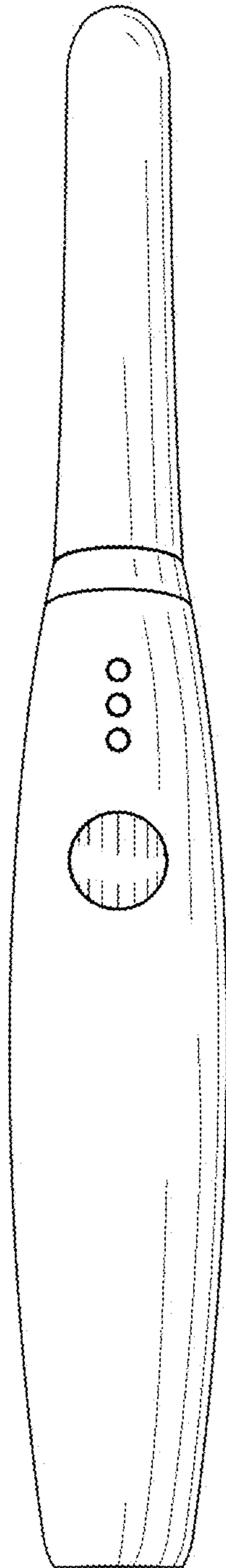


FIG. 2

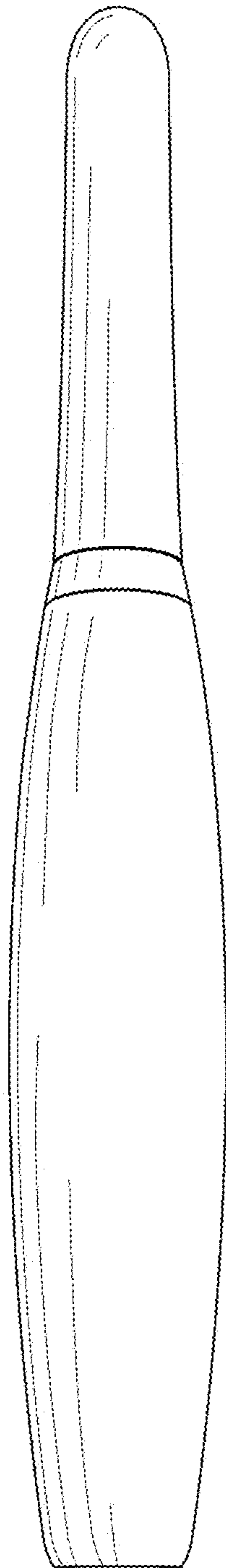


FIG. 3




FIG. 4




FIG. 5

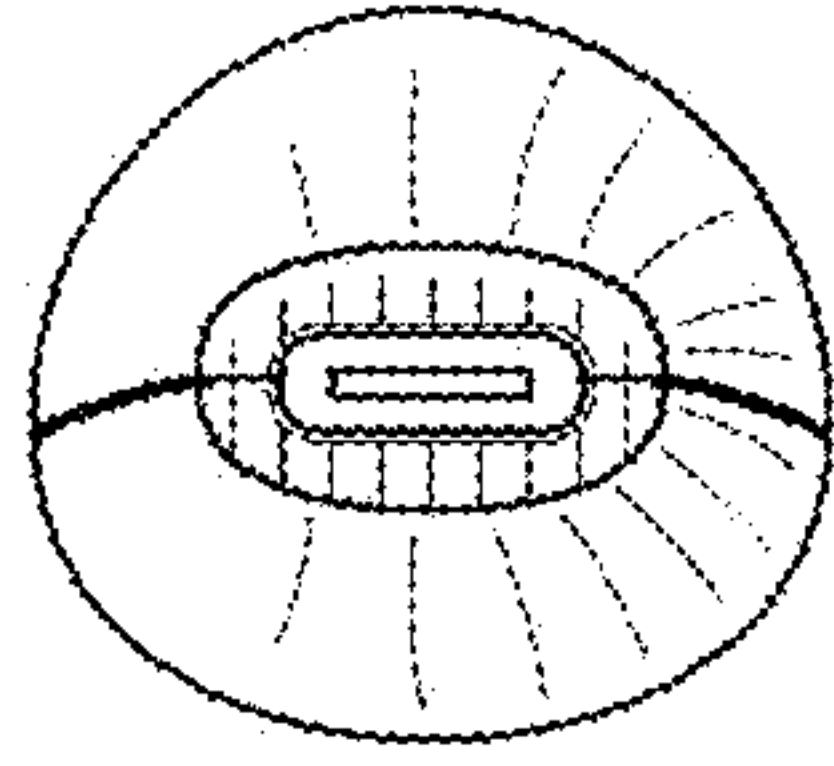


FIG. 6

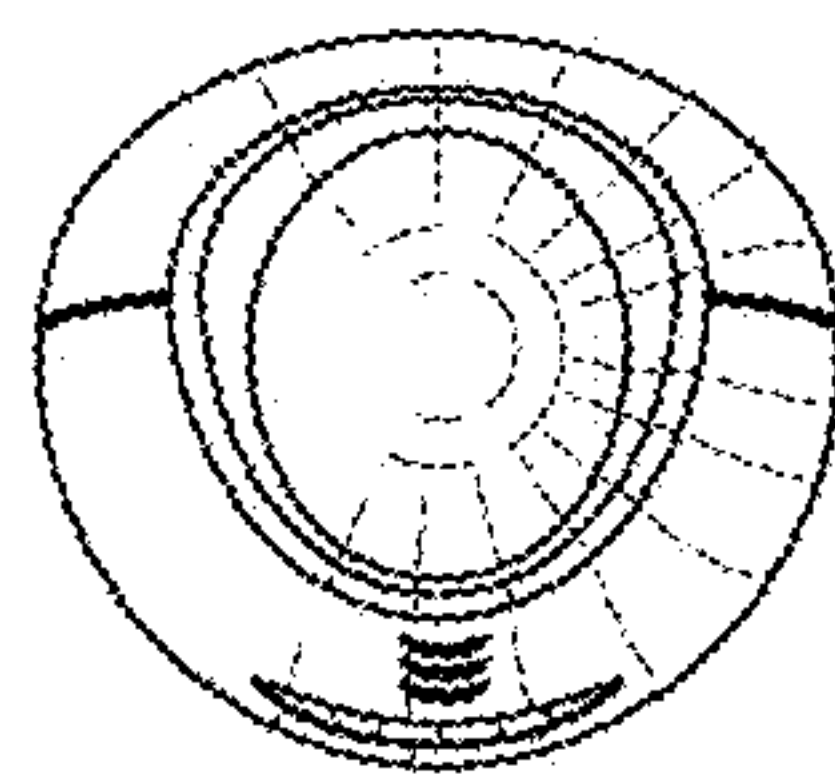


FIG. 7