



US00D886369S

(12) **United States Design Patent** (10) **Patent No.:** **US D886,369 S**
Hasegawa (45) **Date of Patent:** **** Jun. 2, 2020**

(54) **FACE MASK**

- (71) Applicant: **AMG Co., Ltd.**, Tokyo (JP)
- (72) Inventor: **Hiroki Hasegawa**, Tokyo (JP)
- (73) Assignee: **AMG Co., Ltd.**, Tokyo (JP)
- (**) Term: **15 Years**
- (21) Appl. No.: **29/694,792**
- (22) Filed: **Jun. 13, 2019**

Related U.S. Application Data

- (62) Division of application No. 29/657,816, filed on Jul. 25, 2018, now Pat. No. Des. 864,479.
- (51) **LOC (12) Cl.** **28-02**
- (52) **U.S. Cl.**
USPC **D28/4; D28/7**
- (58) **Field of Classification Search**
USPC D28/4, 7, 9, 10, 56-59, 62, 99; D29/108;
D16/301
CPC A45D 29/00; A45D 29/18; A45D 1/08;
A45D 2/18; A45D 2/20; A45D 2/125;
A45D 2/127; A45D 40/30; A45D 44/02;
A45D 44/12
See application file for complete search history.

(56) **References Cited**

U.S. PATENT DOCUMENTS

4,585,797 A	4/1986	Cioca
D332,310 S	1/1993	Ahlen
5,706,828 A	1/1998	Shiota
D426,019 S	5/2000	Aoki et al.
D499,509 S	12/2004	Hiroi
D564,705 S	3/2008	Ohnishi et al.
D570,541 S	6/2008	Ohnishi et al.
D608,500 S	1/2010	Lu et al.

(Continued)

OTHER PUBLICATIONS

4 Japanese Facial Sheet Masks for Your Beauty Routine—Savvy Tokyo, article published Sep. 19, 2017, retrieved on Mar. 9, 2020, retrieved from the Internet URL: <https://savvytokyo.com/4-japanese-facial-sheet-masks-beauty-routine/>.*

(Continued)

Primary Examiner — Jennifer Rivard
Assistant Examiner — Alison M Ofstun
(74) *Attorney, Agent, or Firm* — Procopio Cory Hargreaves and Savitch LLP

(57) **CLAIM**

I claim the ornamental design for a face mask, as shown and described.


DESCRIPTION

FIG. 1 is a front side view of a first embodiment of a face mask, showing my new design; FIG. 2 is a back side view thereof; FIG. 3 is a left side view thereof; FIG. 4 is a right side view thereof; FIG. 5 is a top side view thereof; FIG. 6 is a bottom side view thereof; FIG. 7 is a front side view of a second embodiment of a face mask; FIG. 8 is a back side view thereof; FIG. 9 is a left side view thereof; FIG. 10 is a right side view thereof; FIG. 11 is a top side view thereof; and, FIG. 12 is a bottom side view thereof.

The dashed lines shown at the bottom of each eye feature in each face mask indicate a foldable section of the face mask and are considered part of the claimed design.

The solid lines in the interior region of each fask mask indicate a slit and are considered part of the claimed design. In FIGS. 1, 2, 7 and 8, the mouth portion of the face mask surrounded by a solid line is a through hole.

1 Claim, 4 Drawing Sheets



(56)

References Cited

U.S. PATENT DOCUMENTS

D630,376 S * 1/2011 Yamamoto D28/7
 D631,603 S 1/2011 Tajima
 D634,473 S 3/2011 Koike
 D638,164 S 5/2011 Tajima
 D689,650 S * 9/2013 Kusuda D28/7
 D689,651 S * 9/2013 Kusuda D28/7
 D693,056 S * 11/2013 Omoto D28/7
 D693,057 S * 11/2013 Omoto D28/7
 D693,058 S * 11/2013 Omoto D28/7
 D712,092 S * 8/2014 Watabe A45D 44/002
 D28/7
 D712,592 S * 9/2014 Watabe A45D 44/002
 D28/7
 D726,368 S * 4/2015 Durocher D28/7
 D734,892 S * 7/2015 Sato D28/7
 D734,896 S * 7/2015 Mam D29/108
 D763,515 S 8/2016 Chang
 D768,927 S 10/2016 Eisenberg

D836,835 S * 12/2018 Hazem D28/7
 D849,999 S * 5/2019 Bae D28/7
 D856,578 S * 8/2019 Pirasteh D28/7
 D861,244 S * 9/2019 Chang D28/7
 D864,479 S * 10/2019 Hasegawa D28/4
 2008/0147022 A1* 6/2008 Bauer A45D 34/04
 424/443
 2008/0241200 A1* 10/2008 Sojka A61K 8/66
 424/401
 2010/0055161 A1* 3/2010 Ahn A61K 8/0212
 424/449

OTHER PUBLICATIONS

4 Japanese Facial Sheet Masks for Your Beauty Routine—Savvy Tokyo, article published Sep. 19, 2017, retrieved on Apr. 22, 2019, retrieved from the Internet URL; <https://savvytokyo.com/4-japanese-facial-sheet-masks-beauty-routine/>.

* cited by examiner




FIG. 1




FIG. 2

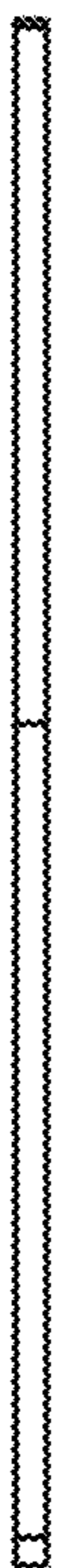


FIG. 3

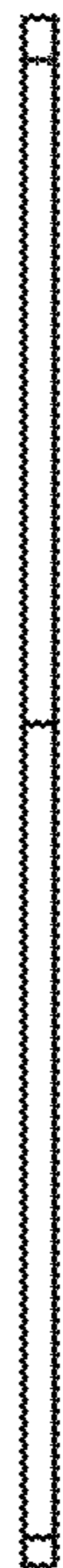


FIG. 4




FIG. 5




FIG. 6




FIG. 7




FIG. 8

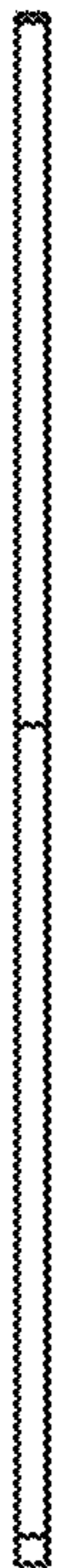


FIG. 9



FIG. 10




FIG. 11



FIG. 12