



US00D886365S

(12) **United States Design Patent**
Tang

(10) **Patent No.:** **US D886,365 S**

(45) **Date of Patent:** **** Jun. 2, 2020**

(54) **LAMP BRACKET**

(71) Applicant: **Yongzhao Tang**, Siping (CN)

(72) Inventor: **Yongzhao Tang**, Siping (CN)

(**) Term: **15 Years**

(21) Appl. No.: **29/657,563**

(22) Filed: **Jul. 24, 2018**

(51) **LOC (12) Cl.** **26-99**

(52) **U.S. Cl.**
USPC **D26/138**

(58) **Field of Classification Search**
USPC D26/2, 72, 81, 113, 118, 128, 131, 138,
D26/142

CPC F21S 8/03; F21S 8/033; F21S 8/04; F21V
3/04; F21V 3/0418; F21V 3/0427; F21V
3/0436; F21V 3/0445; F21V 21/02; F21V
21/03; F21V 29/506; F21V 3/049; F21V
5/045; F21V 7/04; F21V 11/06; B01J
23/8875

See application file for complete search history.

(56) **References Cited**

U.S. PATENT DOCUMENTS

D352,127 S *	11/1994	Young	D26/131
D430,700 S *	9/2000	Dolan	D26/142
D482,157 S *	11/2003	McClow	D26/131
D581,091 S *	11/2008	Hofer	D26/142
D687,986 S *	8/2013	Maxik	D26/2
D783,892 S *	4/2017	Peng	D26/138
D787,738 S *	5/2017	Sonneman	D26/138

D796,720 S *	9/2017	Bo	D26/72
D824,092 S *	7/2018	Chen	D26/142
D861,234 S *	9/2019	Halskov	D26/128
D864,457 S *	10/2019	Tang	D26/81
D876,000 S *	2/2020	Yuan	D26/138

* cited by examiner

Primary Examiner — Brian N. Vinson

(57) **CLAIM**

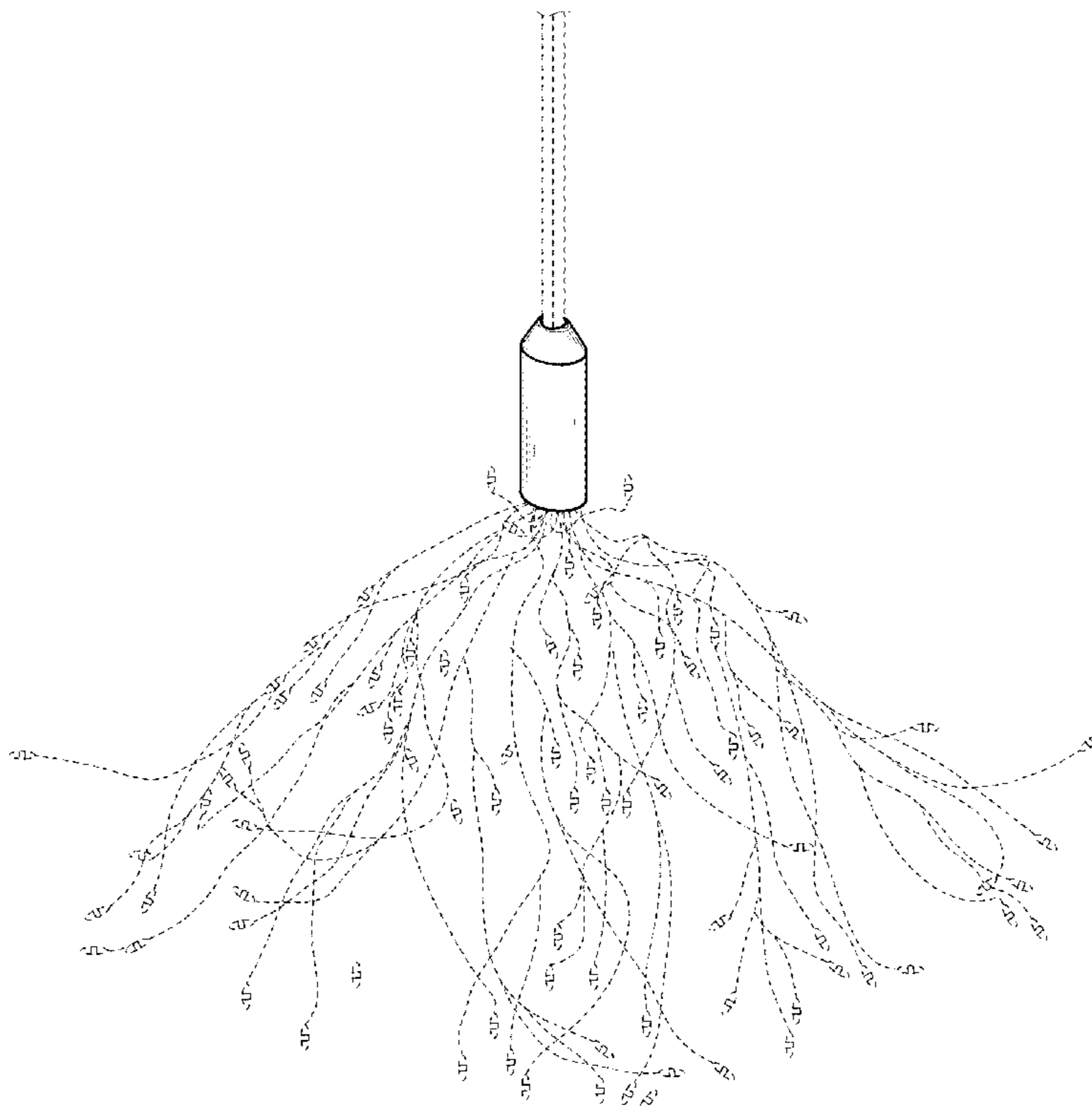

The ornamental design for a lamp bracket, as shown and described.

DESCRIPTION

FIG. 1 is a first perspective view of a lamp bracket showing the claimed new design;
 FIG. 2 is a second perspective view thereof;
 FIG. 3 is a front elevational view thereof;
 FIG. 4 is a rear elevational view thereof;
 FIG. 5 is a left side elevational view thereof;
 FIG. 6 is a right side elevational view thereof;
 FIG. 7 is a top plane view thereof;
 FIG. 8 is a bottom plane view thereof; and,
 FIG. 9 is a perspective view of thereof in an environment in which it may be used.

The broken lines immediately adjacent to the claimed portions are boundaries, all other broken lines are environmental structures; all the broken lines form no part of the claimed design.

1 Claim, 9 Drawing Sheets






FIG. 1




FIG. 2




FIG. 3




FIG. 4

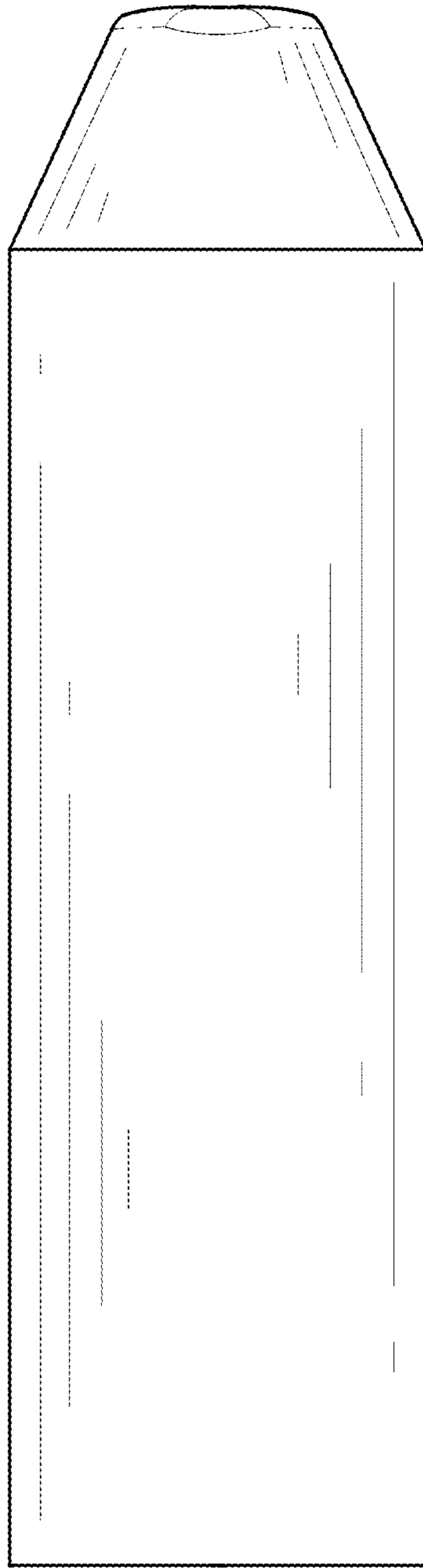


FIG. 5

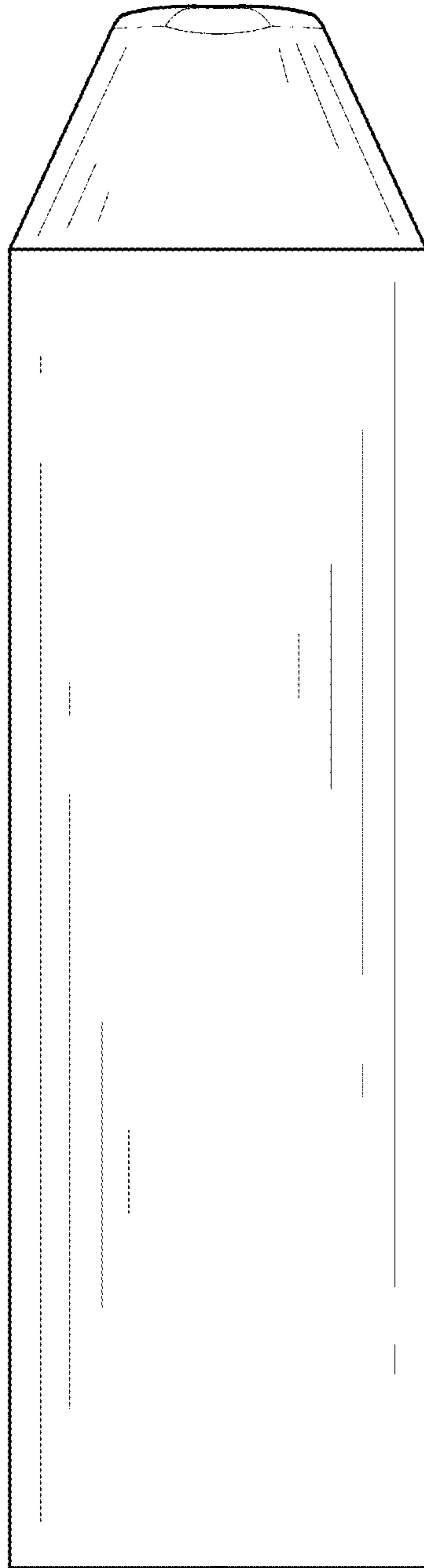


FIG. 6

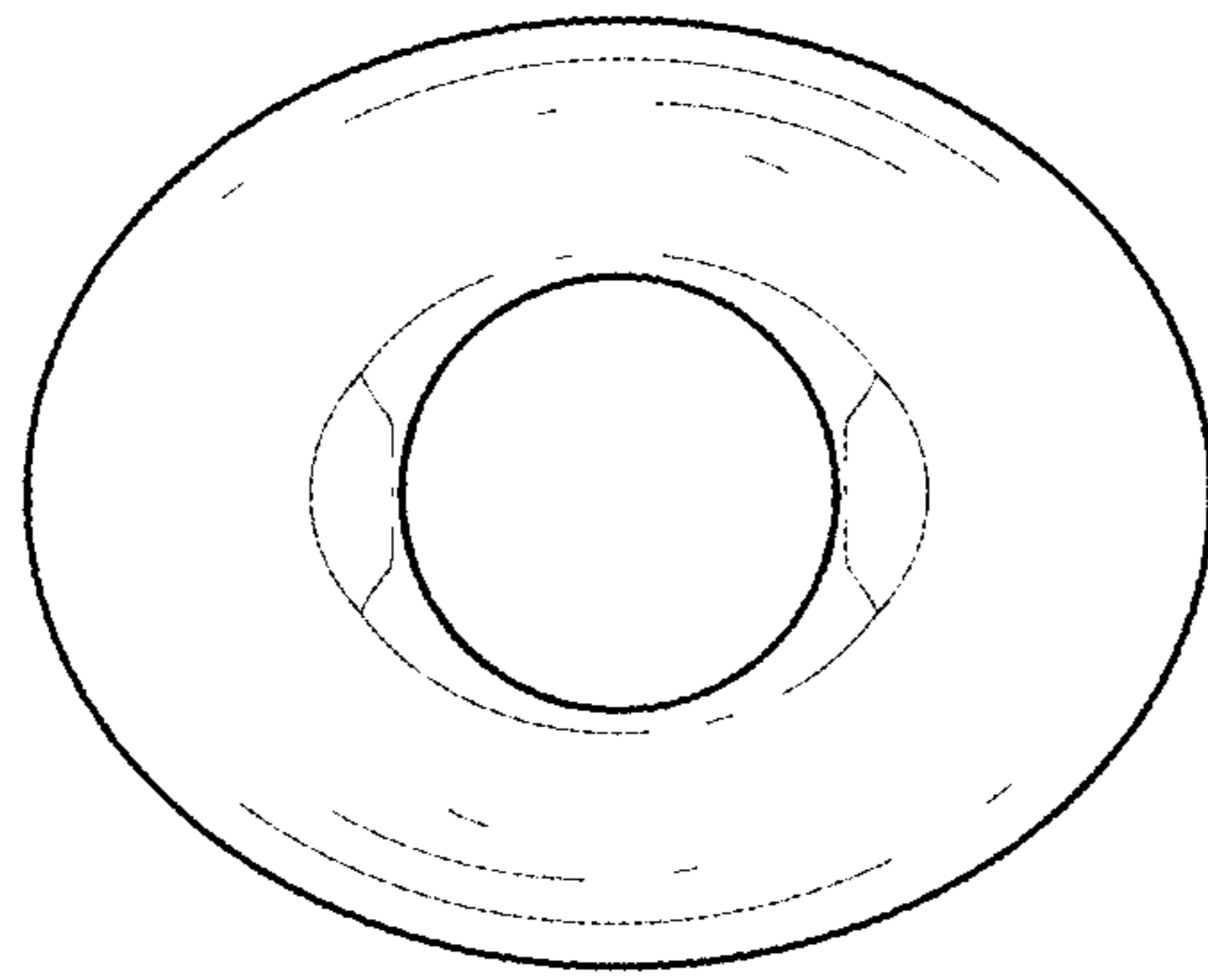


FIG. 7

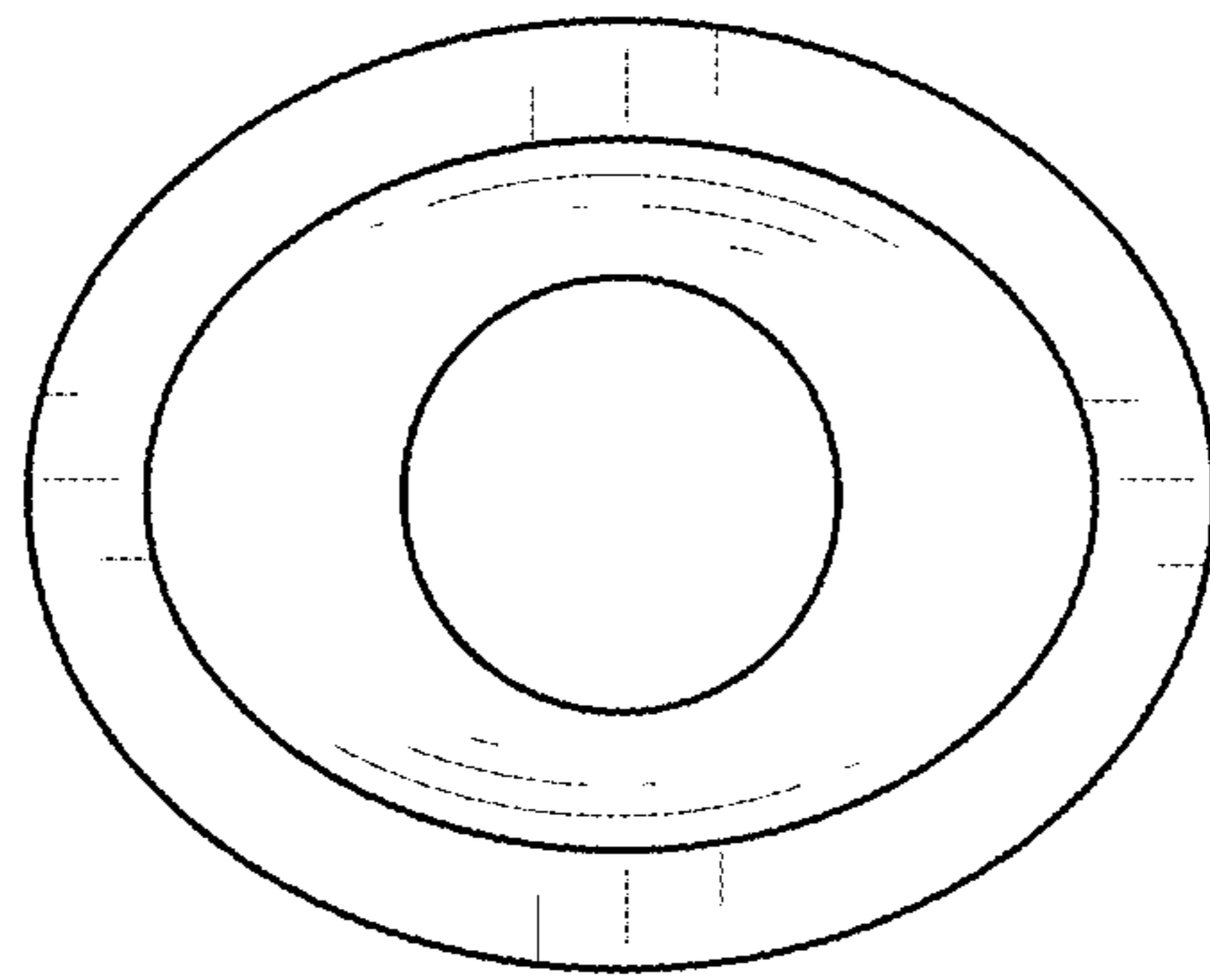


FIG. 8

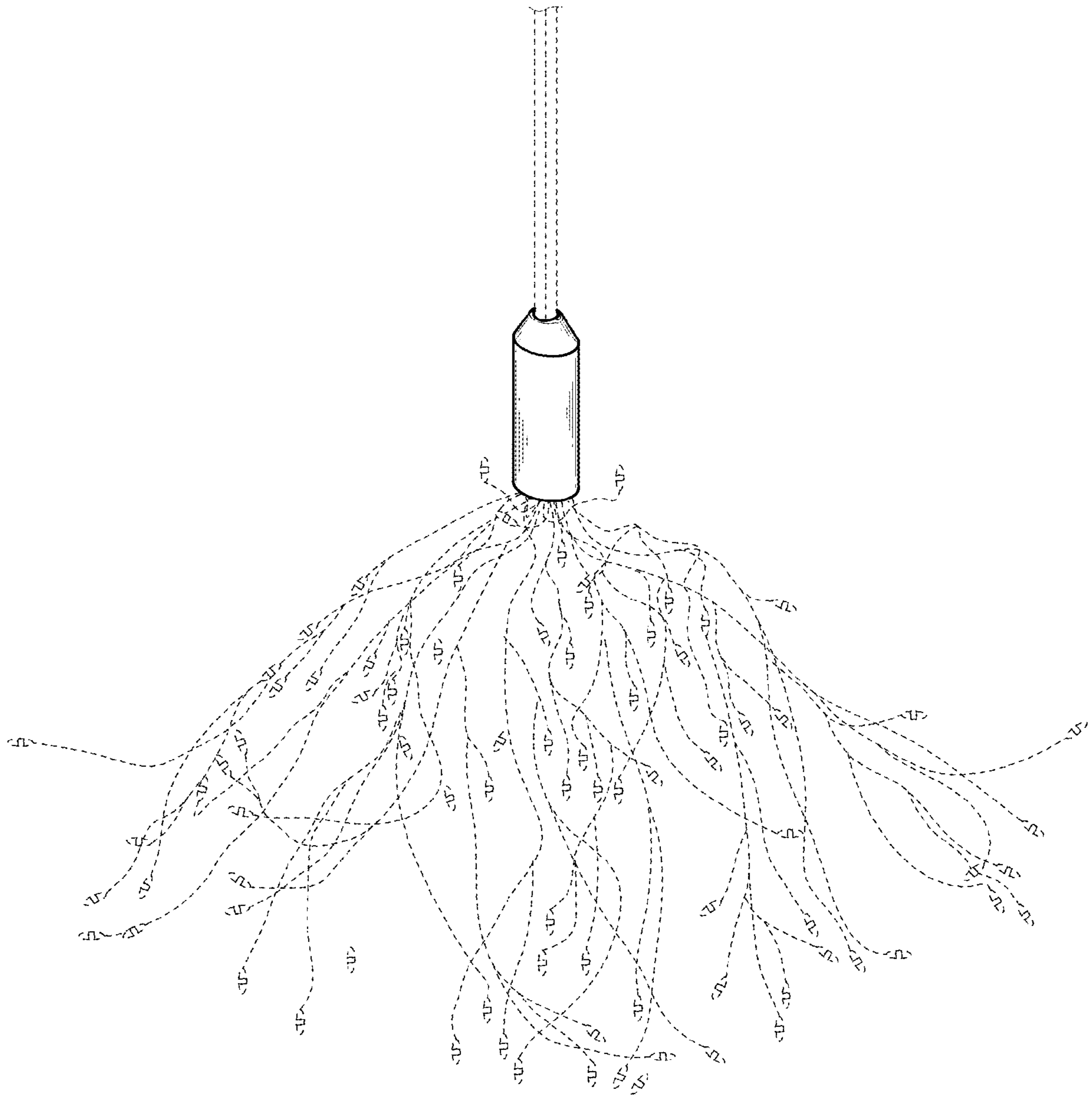


FIG. 9