



US00D886337S

(12) **United States Design Patent**  
**Amemiya**

(10) **Patent No.:** **US D886,337 S**  
(45) **Date of Patent:** **\*\* Jun. 2, 2020**

(54) **FRONT COMBINATION LAMP FOR  
AUTOMOBILE**

(71) Applicant: **HONDA MOTOR CO., LTD.**, Tokyo  
(JP)

(72) Inventor: **Daisuke Amemiya**, Wako (JP)

(73) Assignee: **HONDA MOTOR CO., LTD.**, Tokyo  
(JP)

(\*\*) Term: **15 Years**

(21) Appl. No.: **29/580,209**

(22) Filed: **Oct. 6, 2016**

(30) **Foreign Application Priority Data**

Apr. 12, 2016 (JP) ..... 2016-008091

(51) **LOC (12) Cl.** ..... **26-06**

(52) **U.S. Cl.**  
USPC ..... **D26/28**

(58) **Field of Classification Search**  
USPC ..... D26/28, 36, 35  
CPC ..... F21S 48/00; F21S 48/10; F21S 48/115;  
F21S 48/225; F21S 48/1233; F21S  
48/1266; F21S 48/1388; F21S 48/2268;  
F21V 21/04  
See application file for complete search history.

(56) **References Cited**

**U.S. PATENT DOCUMENTS**

D560,291 S \* 1/2008 Koyama ..... D26/28  
D561,358 S \* 2/2008 Tachibana ..... D26/28  
D563,576 S \* 3/2008 Hanaoka ..... D26/28  
D740,981 S \* 10/2015 Hanaoka ..... D26/28

D765,284 S \* 8/2016 Kim ..... D26/28  
D769,482 S \* 10/2016 Morikawa ..... D26/28  
D773,701 S \* 12/2016 Liu ..... D26/28  
D782,714 S \* 3/2017 Nishii ..... D26/28  
D783,189 S \* 4/2017 Nishii ..... D26/28  
D799,728 S \* 10/2017 Whitla ..... D26/28  
D805,663 S \* 12/2017 Koizumi ..... D26/28  
D814,075 S \* 3/2018 Ishii ..... D26/28  
D818,160 S \* 5/2018 Perkins ..... D26/28  
D825,084 S \* 8/2018 Haizuka ..... D26/28  
D825,799 S \* 8/2018 Haizuka ..... D26/28  
D826,436 S \* 8/2018 Yamakawa ..... D26/28  
D827,168 S \* 8/2018 Haizuka ..... D26/28  
D827,169 S \* 8/2018 Yamakawa ..... D26/28

\* cited by examiner

*Primary Examiner* — Lakiya G Rogers

*Assistant Examiner* — Carissa C Fitts

(74) *Attorney, Agent, or Firm* — Westerman, Hattori,  
Daniels & Adrian, LLP

(57) **CLAIM**

The ornamental design for a front combination lamp for automobile, as shown and described.

**DESCRIPTION**

FIG. 1 is a perspective view from a front side of a front combination lamp for automobile;  
FIG. 2 is a front elevation view thereof;  
FIG. 3 is a top plan view thereof;  
FIG. 4 is a bottom plan view thereof;  
FIG. 5 is a right side elevation view thereof; and,  
FIG. 6 is a left side elevation view thereof.  
The broken lines in the drawings illustrate portions of the front combination lamp for automobile that forms no part of the claimed design.

**1 Claim, 6 Drawing Sheets**

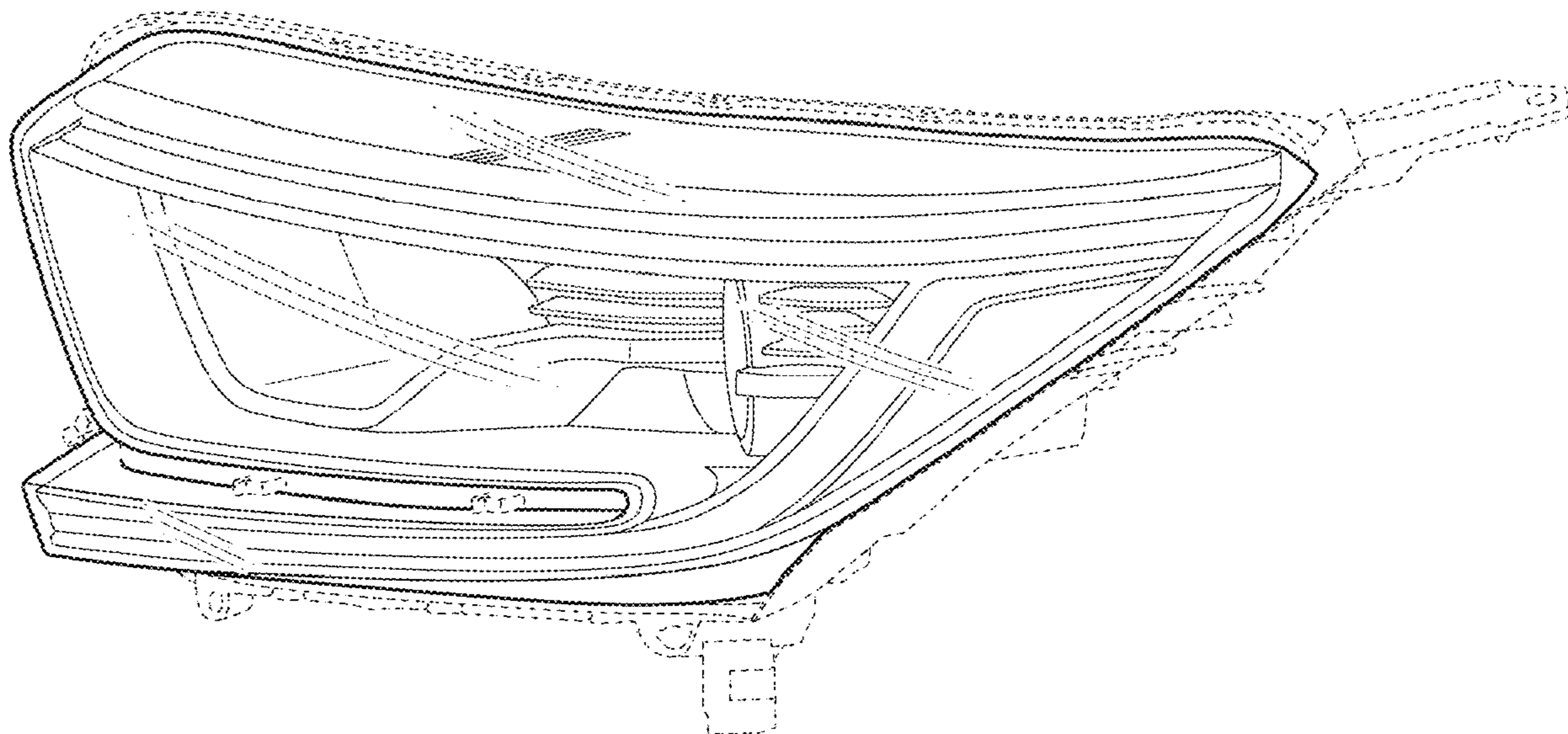


FIG. 1

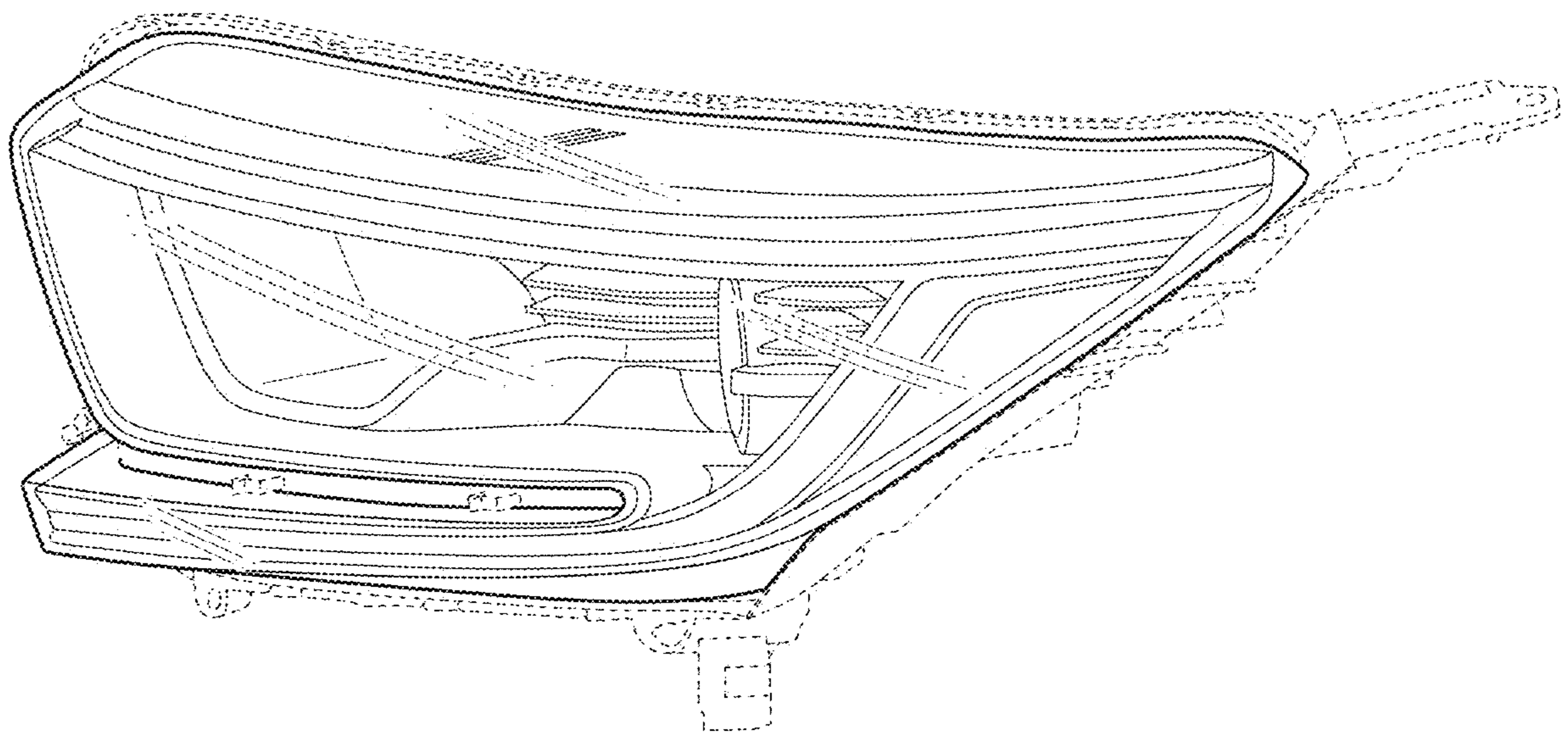


FIG. 2

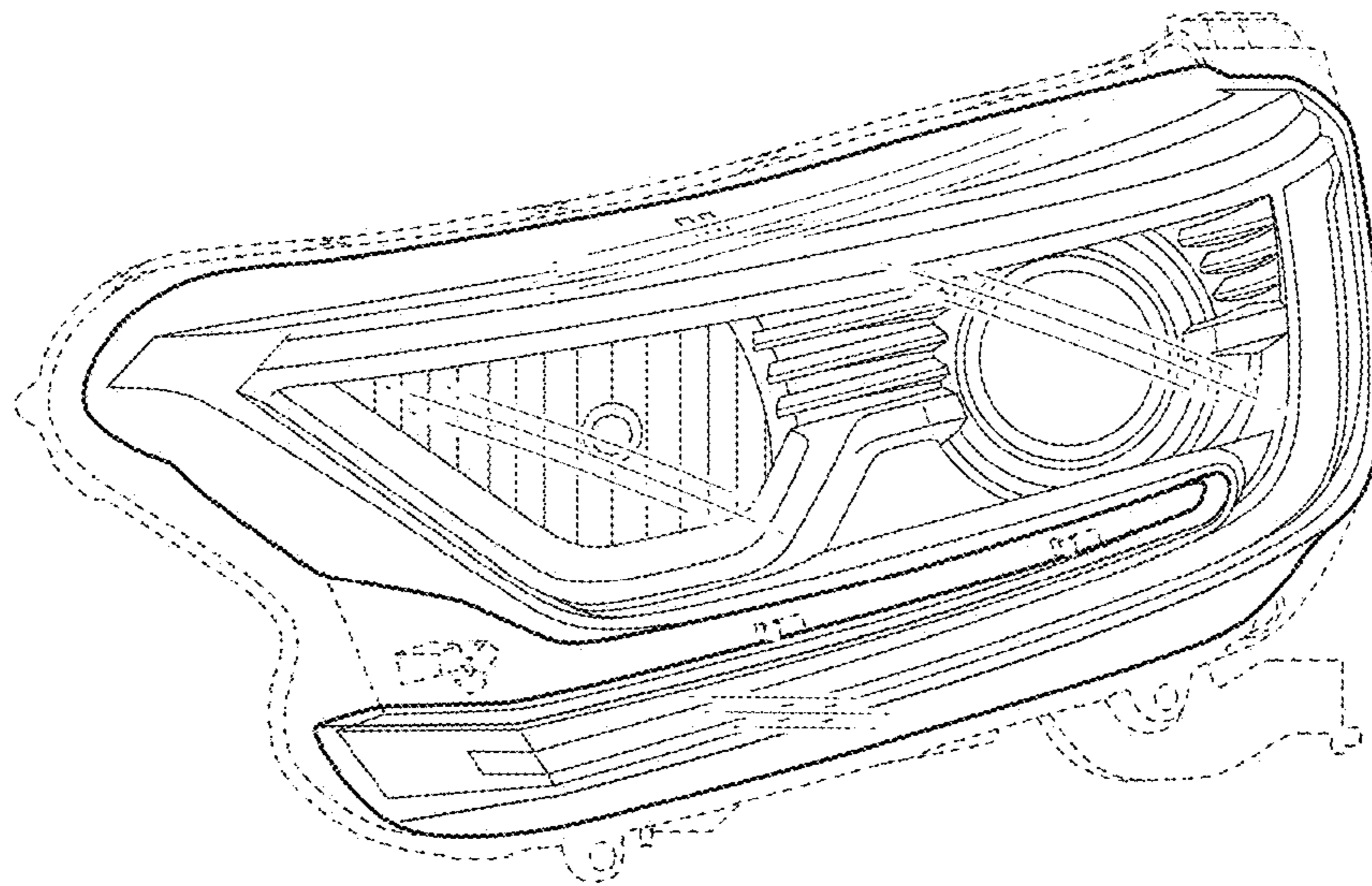




FIG. 3

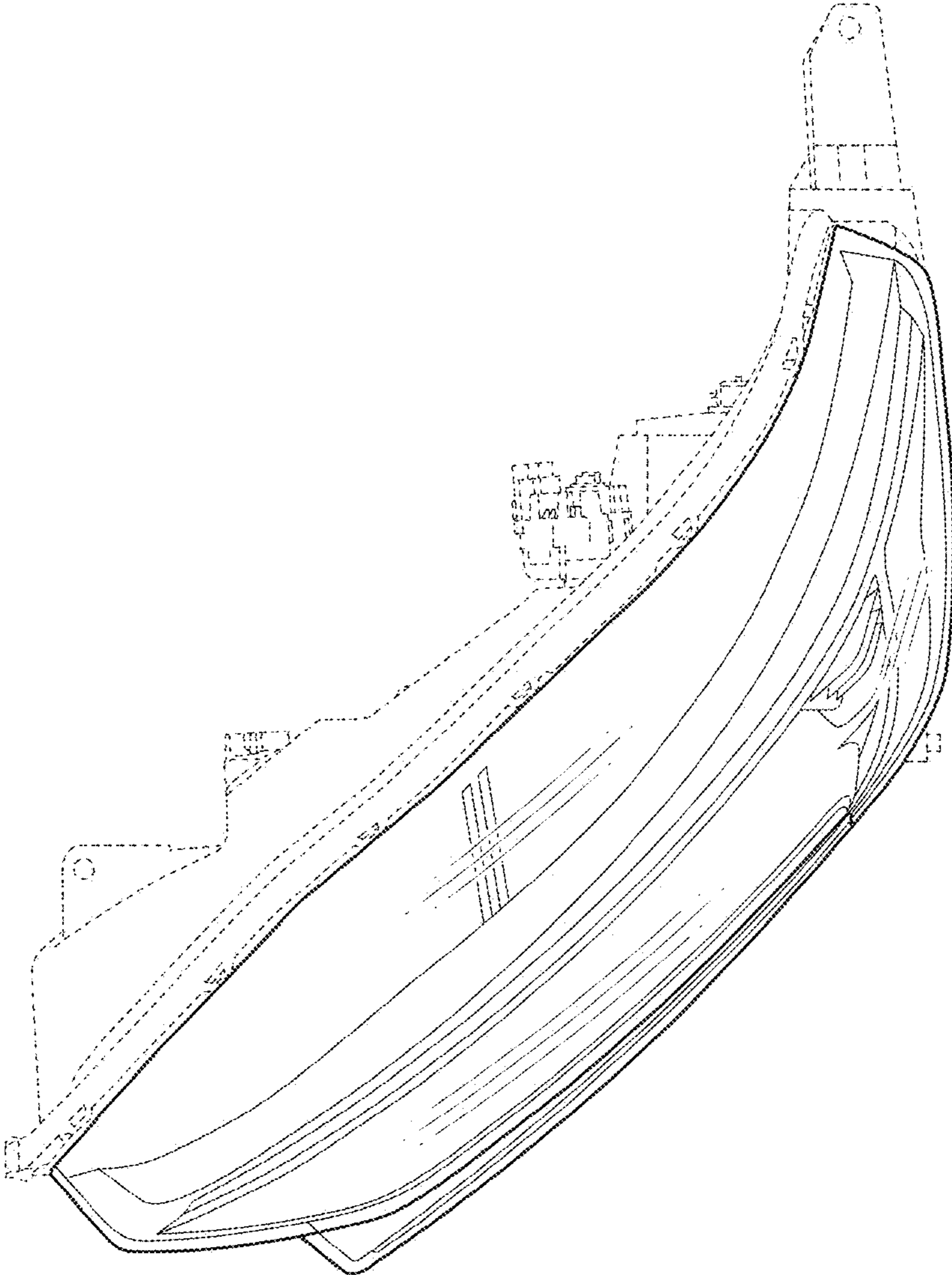


FIG. 4

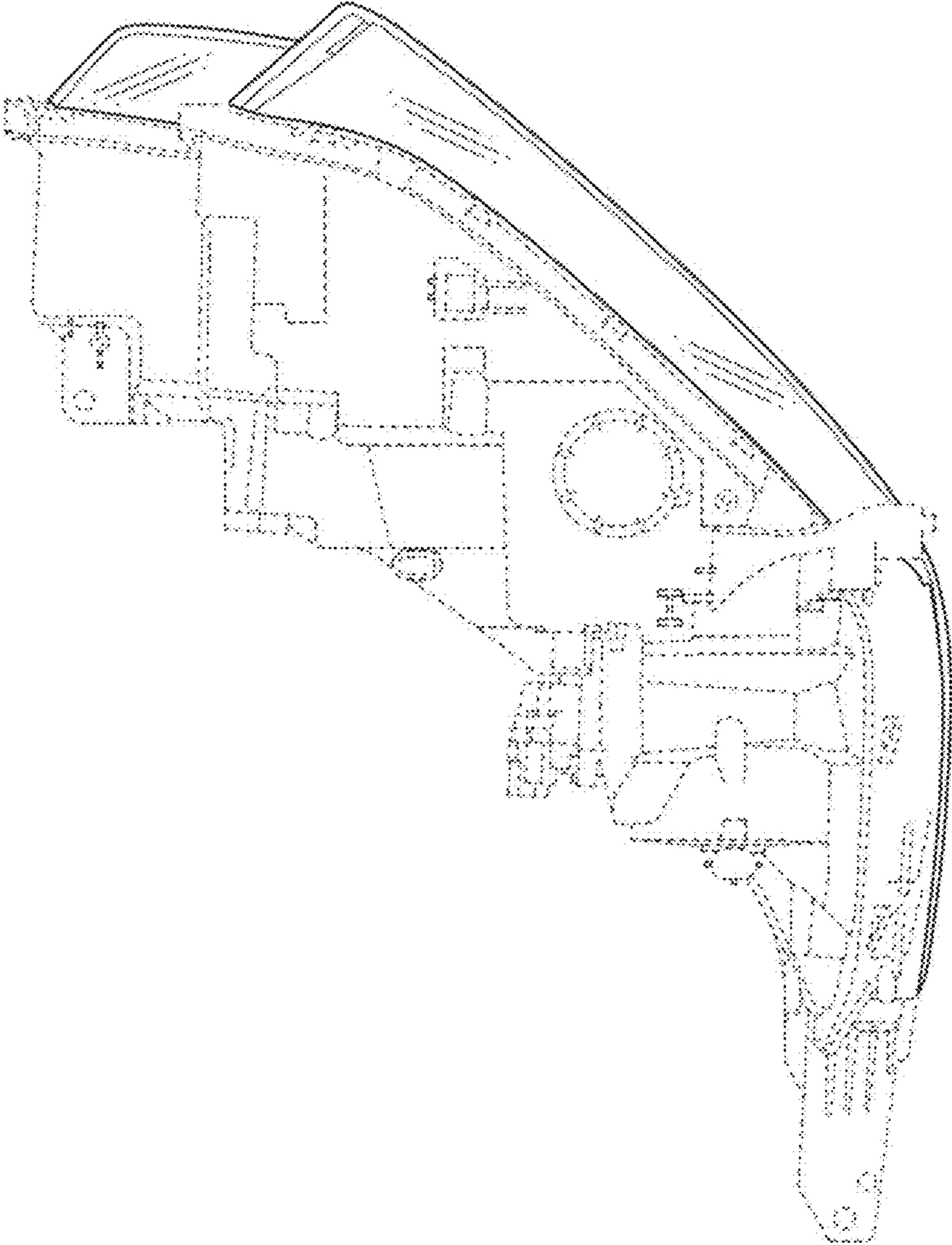


FIG. 5

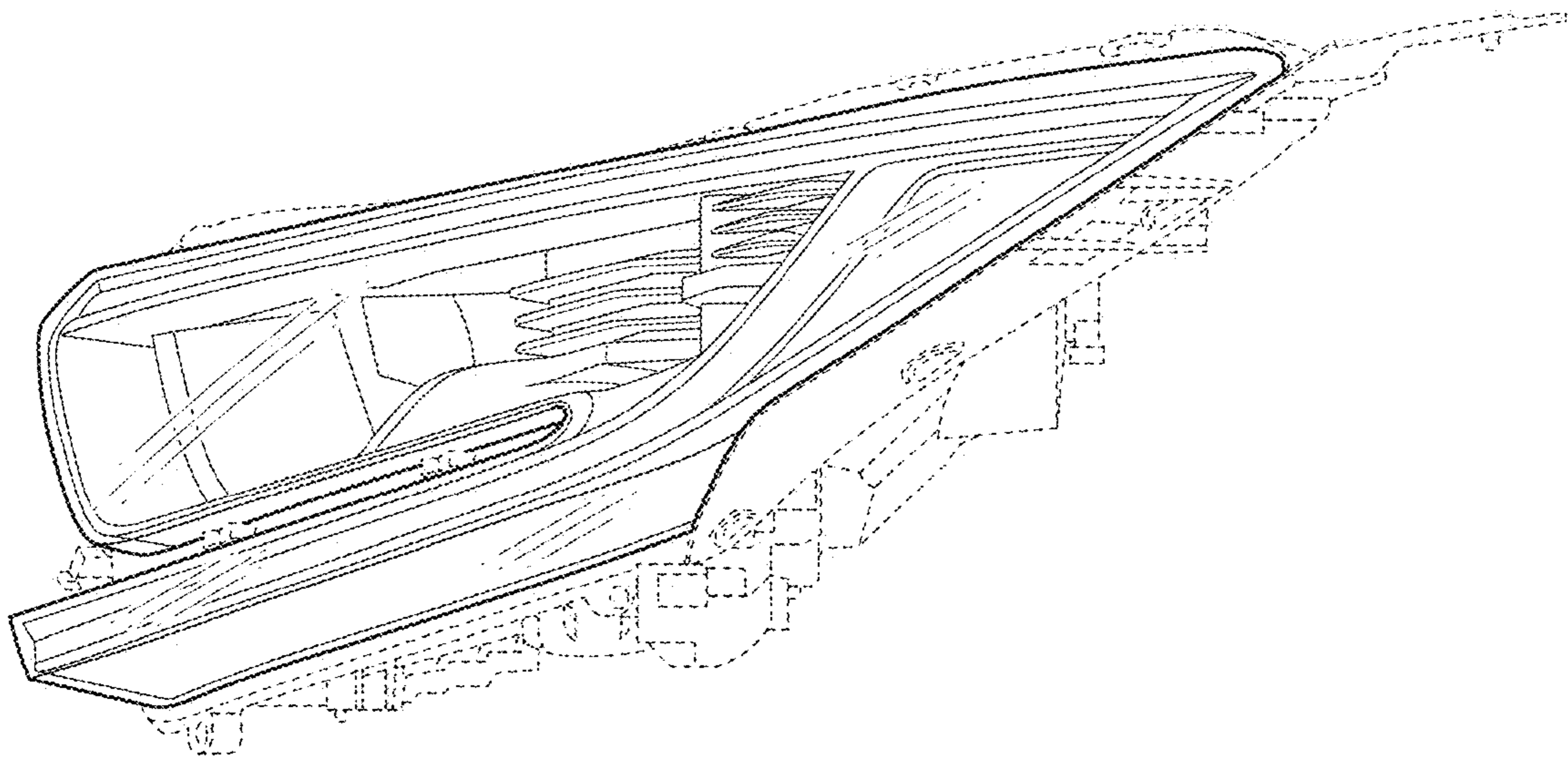


FIG. 6

