



US00D886331S

(12) **United States Design Patent**  
**Williams**

(10) **Patent No.:** **US D886,331 S**  
(45) **Date of Patent:** **\*\* Jun. 2, 2020**

(54) **WALL BASE WITH CURVED PROFILE**

(71) Applicant: **VPI Corporation**, Sheboygan, WI (US)

(72) Inventor: **Jeremy Williams**, Elkhart Lake, WI (US)

(73) Assignee: **VPI CORPORATION**, Sheboygan, WI (US)

(\*\*) Term: **15 Years**

(21) Appl. No.: **29/647,649**

(22) Filed: **May 15, 2018**

(51) **LOC (12) Cl.** ..... **25-01**

(52) **U.S. Cl.**  
USPC ..... **D25/136**

(58) **Field of Classification Search**  
USPC ..... D25/102, 119–123, 136, 137, 164, 199  
CPC ..... E04F 13/04; E04F 13/07; E04F 13/072;  
E04F 19/02; E04F 19/04; E04F 19/0459;  
E04F 19/0481; E04F 19/049; E04F  
19/061; E04F 2019/0454  
See application file for complete search history.

(56) **References Cited**

**U.S. PATENT DOCUMENTS**

314,833	A *	3/1885	Harsha	.....	E04F 19/02
					D25/136
5,157,886	A *	10/1992	Azzar	.....	E04F 19/026
					52/717.05
6,228,507	B1 *	5/2001	Hahn	.....	E04F 19/0436
					428/167
D447,579	S *	9/2001	Lehrkamp	.....	D25/164
D483,881	S *	12/2003	Glatz	.....	D25/136
D483,882	S *	12/2003	Glatz	.....	D25/136
D500,149	S *	12/2004	Glatz	.....	D25/136
D510,145	S *	9/2005	Folliard	.....	D25/119
D517,223	S *	3/2006	Folliard	.....	D25/119
D623,770	S *	9/2010	Johnston	.....	D25/136
D629,125	S *	12/2010	Johnston	.....	D25/136

D679,421	S *	4/2013	Nolan	.....	D25/125
D720,867	S *	1/2015	Agyin	.....	D25/119
D809,676	S *	2/2018	Williams	.....	D25/136
D812,783	S *	3/2018	Williams	.....	D25/136
2003/0070373	A1 *	4/2003	Wong Hahn	.....	E04F 19/0436
					52/287.1
2004/0000102	A1 *	1/2004	Smerud	.....	E06B 1/006
					52/85
2004/0040235	A1 *	3/2004	Kurtz	.....	E04F 19/0468
					52/288.1
2005/0252121	A1 *	11/2005	Hahn	.....	E04F 19/0436
					52/287.1

(Continued)

**OTHER PUBLICATIONS**

Johnsonite. Millwork Resilient Wall Base—Equinox profile. Original Released Sep. 2008. <http://www.johnsonite.com/Portals/8/files/pdfs/submittals/Sub%20-%20MW-R%20092508.pdf>.

*Primary Examiner* — Llorellys Martinez

(74) *Attorney, Agent, or Firm* — Husch Blackwell LLP

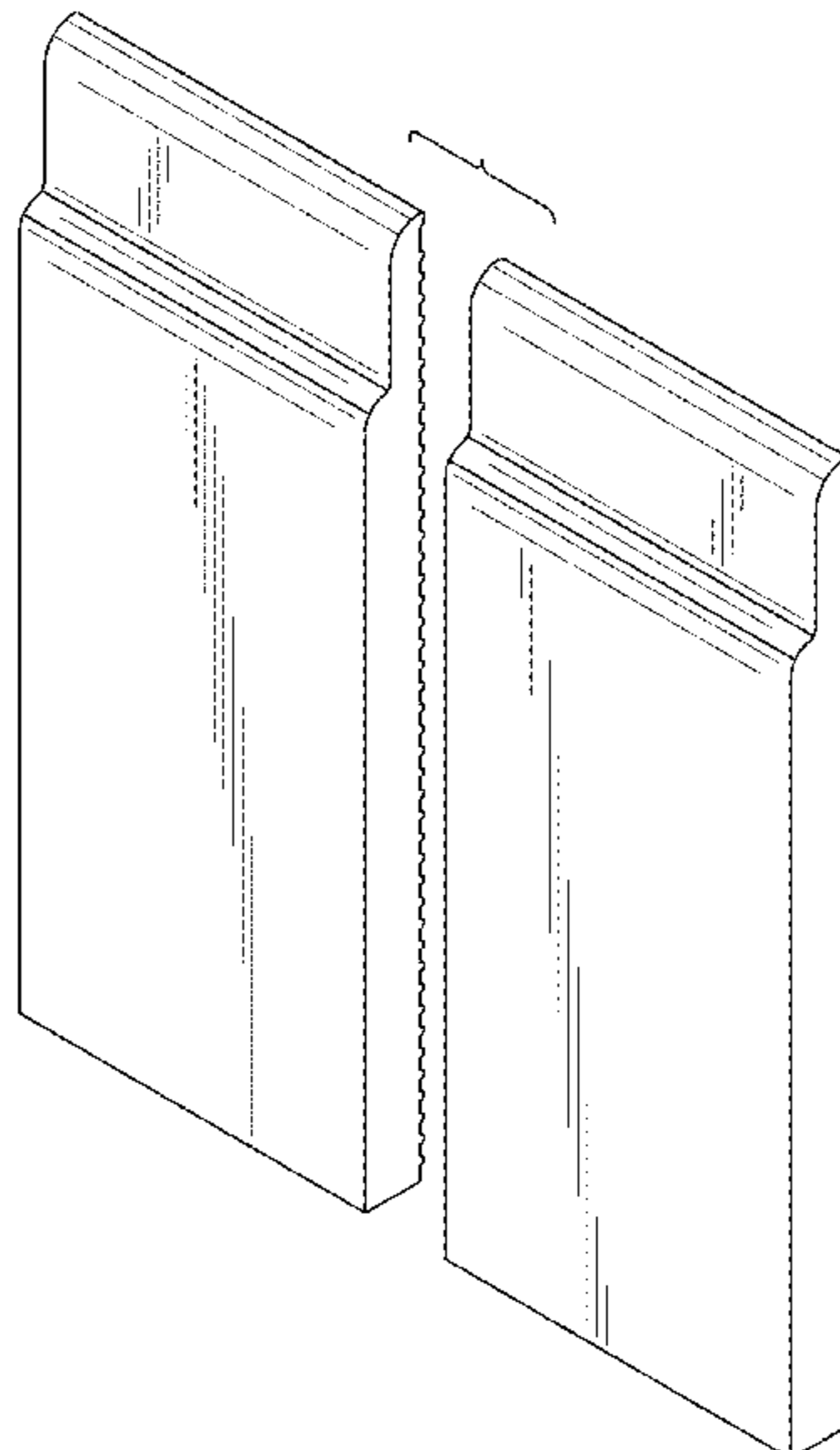
(57) **CLAIM**

The ornamental design for a wall base with curved profile, as shown and described.

**DESCRIPTION**

FIG. 1 is a perspective view of a wall base with curved profile showing my new design; FIG. 2 is a top plan view thereof; FIG. 3 is a front elevation view thereof; FIG. 4 is a right elevation view thereof; FIG. 5 is a left elevation view thereof; FIG. 6 is a rear elevation view thereof; and, FIG. 7 is a bottom plan view thereof. The wall base with curved profile is shown with a symbolic break in its length. The appearance of any portion of the wall base with curved profile between the break lines forms no part of the claimed design.

**1 Claim, 4 Drawing Sheets**



(56)

**References Cited**

U.S. PATENT DOCUMENTS

2005/0257485 A1\* 11/2005 Hahn ..... E04F 19/0481  
52/716.1  
2008/0066419 A1\* 3/2008 Stanchfield ..... E04F 19/04  
52/716.1  
2008/0236072 A1\* 10/2008 Johnston ..... E04F 19/04  
52/290  
2010/0263320 A1\* 10/2010 Price ..... E04F 19/02  
52/716.1  
2020/0095781 A1\* 3/2020 Norwood ..... E04F 13/072

\* cited by examiner




FIG. 1

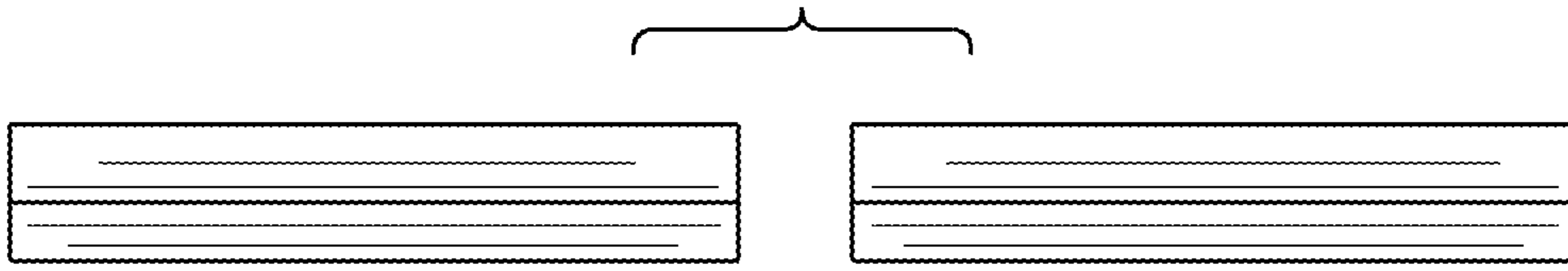


FIG. 2




FIG. 3

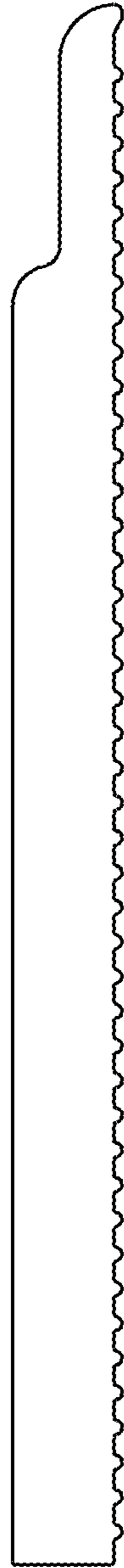


FIG. 4

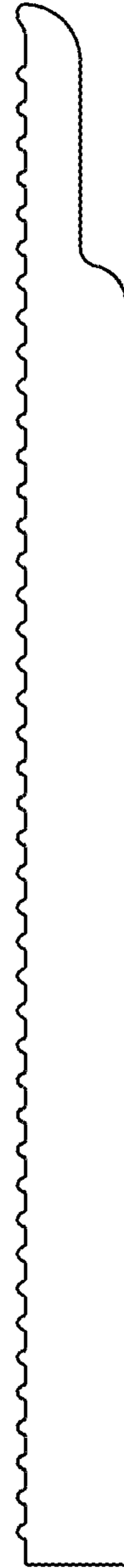


FIG. 5




FIG. 6

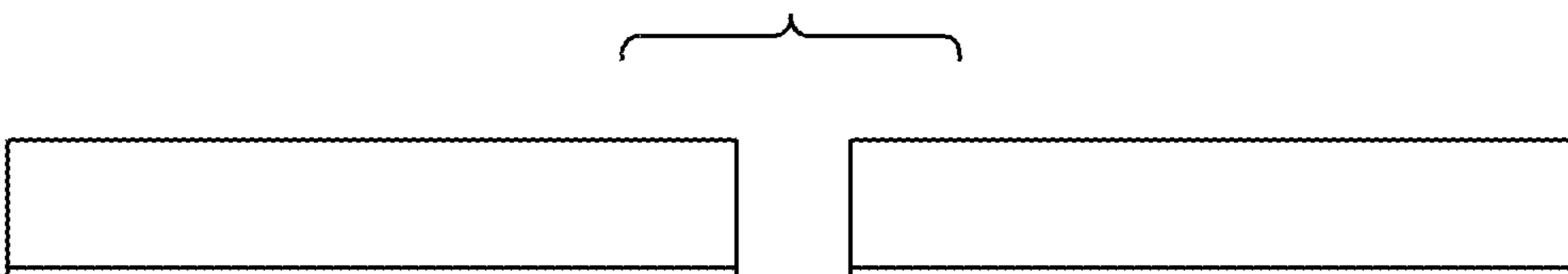


FIG. 7