



US00D886330S

(12) **United States Design Patent** (10) **Patent No.:** **US D886,330 S**
Walsh (45) **Date of Patent:** **** Jun. 2, 2020**

(54) **LITE FOR DOORS AND ENTRYWAYS**

(71) Applicant: **Masonite Corporation**, Tampa, FL (US)

(72) Inventor: **Jason Walsh**, Batavia, IL (US)

(73) Assignee: **Masonite Corporation**, Tampa, FL (US)

(**) Term: **15 Years**

(21) Appl. No.: **29/635,294**

(22) Filed: **Jan. 30, 2018**

Related U.S. Application Data

(62) Division of application No. 29/521,501, filed on Mar. 24, 2015, now Pat. No. Des. 809,161, which is a division of application No. 29/411,894, filed on Jan. 27, 2012, now Pat. No. Des. 725,293.

(51) **LOC (12) Cl.** **25-01**

(52) **U.S. Cl.**
USPC **D25/111**

(58) **Field of Classification Search**
USPC D25/103-111, 48.3, 48.7, 138, 48.8;
D6/306
CPC E05F 15/20; E06B 3/00; E06B 1/04; E06B
7/30

See application file for complete search history.

(56) **References Cited**

U.S. PATENT DOCUMENTS

286,434 A 10/1883 Herzog
D15,972 S 3/1885 Heidt
1,612,054 A 12/1926 Rez
1,678,439 A 7/1928 LeRoy
2,095,402 A 10/1937 Stark, Jr.
D115,432 S 5/1939 Sutter

D151,799 S 11/1948 Sutter
D193,156 S 7/1962 O'Donoghue
3,533,889 A 10/1970 Powell
3,619,456 A 11/1971 Taylor, Jr.
D257,407 S 10/1980 Maahsen
D260,290 S 8/1981 Shaffer et al.
D260,297 S 8/1981 Shaffer
D269,380 S 6/1983 d'Avila
4,619,850 A 10/1986 Charlton
D336,139 S 6/1993 Wilkening et al.
D341,210 S 11/1993 Zvi
D341,211 S 11/1993 Zvi
D341,212 S 11/1993 Zvi
D341,213 S 11/1993 Zvi
5,501,888 A 3/1996 Hanson et al.
5,989,666 A 11/1999 Hadden
6,185,883 B1 2/2001 Howard
D439,346 S 3/2001 Ben-Ezra
D478,674 S 8/2003 Lamberts
D482,132 S 11/2003 Alexander
D488,565 S 4/2004 Bresciani
6,736,534 B1 5/2004 Fite
D500,365 S 12/2004 Sommerfeld et al.
D555,806 S 11/2007 Berryman

(Continued)

Primary Examiner — Janice Hallmark

(74) *Attorney, Agent, or Firm* — Berenato & White, LLC

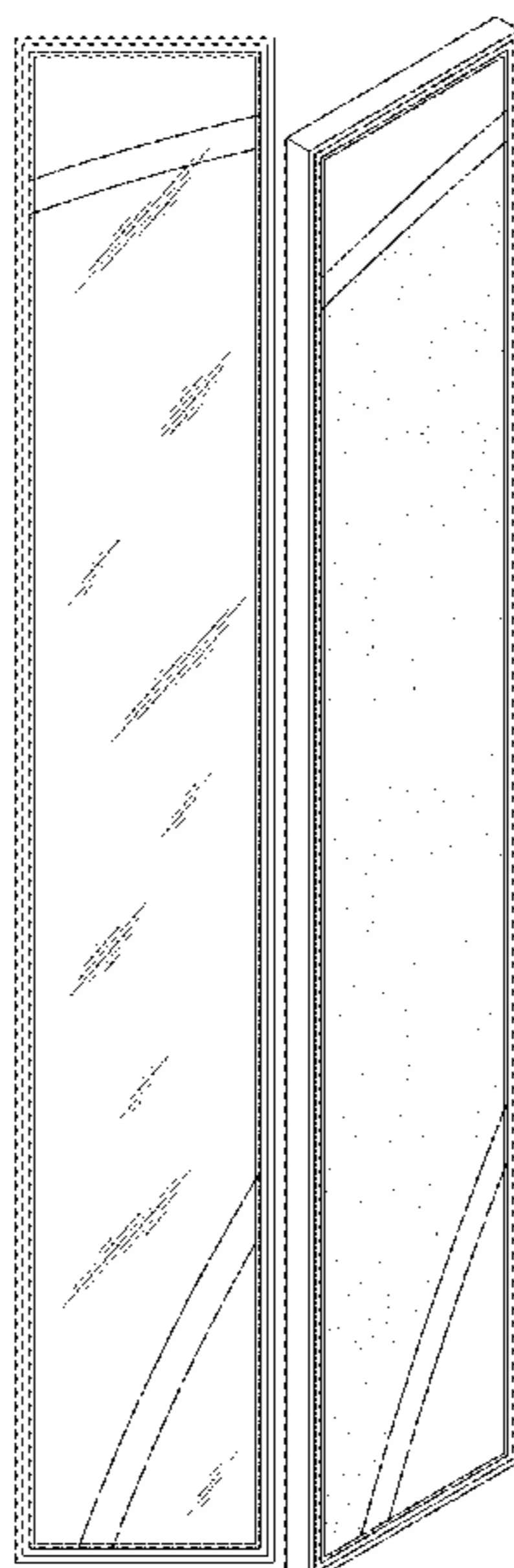
(57) **CLAIM**

The ornamental design for a lite for doors and entryways, as shown and described.

DESCRIPTION

FIG. 1 is a front elevational view of a lite for doors and entryways showing my new design;
FIG. 2 is a front perspective view thereof;
FIG. 3 is a front elevational view of a second embodiment of a lite for doors and entryways; and,
FIG. 4 is a front perspective view thereof.
The rear elevational view of each of FIGS. 1 and 3 is a mirror image thereof.

1 Claim, 4 Drawing Sheets



(56)

References Cited

U.S. PATENT DOCUMENTS

D559,404	S	1/2008	Chen	
D559,409	S	1/2008	McCarthy	
D585,146	S	1/2009	McCarthy	
D590,511	S	4/2009	Yen	
D590,514	S	4/2009	Hu	
D602,600	S	10/2009	Yen	
D615,213	S	5/2010	Yen	
D634,027	S	3/2011	Hu	
D668,790	S	10/2012	Walsh	
D695,419	S	12/2013	Groening	
D712,069	S	8/2014	Walsh	
D725,293	S	3/2015	Walsh	
D732,697	S *	6/2015	Stanislavsky	D25/103
D751,220	S	3/2016	Walsh	
D753,845	S	4/2016	Walsh	
9,520,010	B1	12/2016	Hubbard	
D785,817	S	5/2017	Walsh	
D801,549	S *	10/2017	Walsh	D25/103
D809,161	S *	1/2018	Walsh	D25/111
D849,966	S *	5/2019	Walsh	D25/111
2015/0191967	A1	7/2015	Finch	

* cited by examiner

Fig. 1

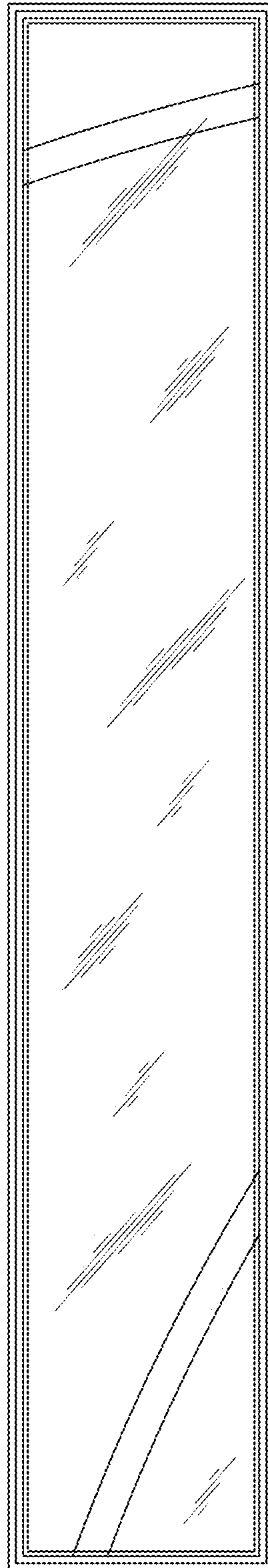


Fig. 2

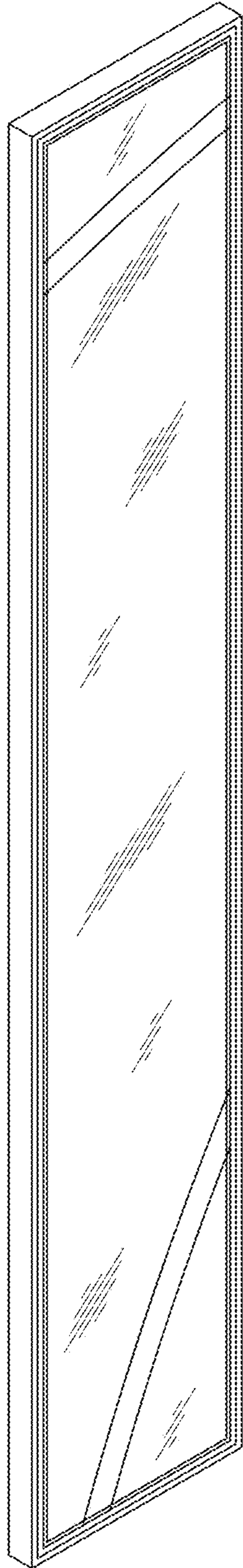


Fig. 3




Fig. 4

