



US00D886329S

(12) **United States Design Patent**  
**Baker**

(10) **Patent No.:** **US D886,329 S**

(45) **Date of Patent:** **\*\* Jun. 2, 2020**

(54) **HALF STEP**

(71) Applicant: **JOBAR INTERNATIONAL, INC.**,  
Carson, CA (US)

(72) Inventor: **Tim A. Baker**, Torrance, CA (US)

(73) Assignee: **JOBAR INTERNATIONAL, INC.**,  
Carson, CA (US)

(\*\*) Term: **15 Years**

(21) Appl. No.: **29/621,410**

(22) Filed: **Oct. 6, 2017**

(51) **LOC (12) Cl.** ..... **25-04**

(52) **U.S. Cl.**  
USPC ..... **D25/69**

(58) **Field of Classification Search**  
USPC ..... D25/62, 64, 68, 69, 65, 63; 182/228.1,  
182/106, 129, 16, 120, 228; D21/486,  
D21/491, 484, 499, 500; D6/350, 349,  
D6/353, 716.6; 52/182, 286, 191;  
135/65

CPC ... B65D 81/361; B66B 23/12; E04F 11/0201;  
A61H 2003/001; A47C 12/00; A47C  
7/004; A47C 9/00; A47C 7/002

See application file for complete search history.

(56) **References Cited**

**U.S. PATENT DOCUMENTS**

D287,283 S \* 12/1986 Johnson ..... E04F 11/0201  
D25/69  
5,355,904 A \* 10/1994 Wallum ..... A61H 3/00  
135/65

D644,447 S \* 9/2011 Miller ..... D6/349  
D667,507 S \* 9/2012 Reyro ..... D21/484  
D707,312 S \* 6/2014 Sterios ..... D21/686  
D739,481 S \* 9/2015 Glickfield ..... D21/671  
D755,910 S \* 5/2016 Randazzo ..... D21/686  
D811,104 S \* 2/2018 Schachter ..... D6/349  
D813,961 S \* 3/2018 Ness ..... D21/686

**OTHER PUBLICATIONS**

Stairaide, Photo of stair blocks and pages of manufacturer's web-  
site, 9 pages.

\* cited by examiner

*Primary Examiner* — Gino Colan

(74) *Attorney, Agent, or Firm* — Lewis Roca Rothgerber  
Christie LLP

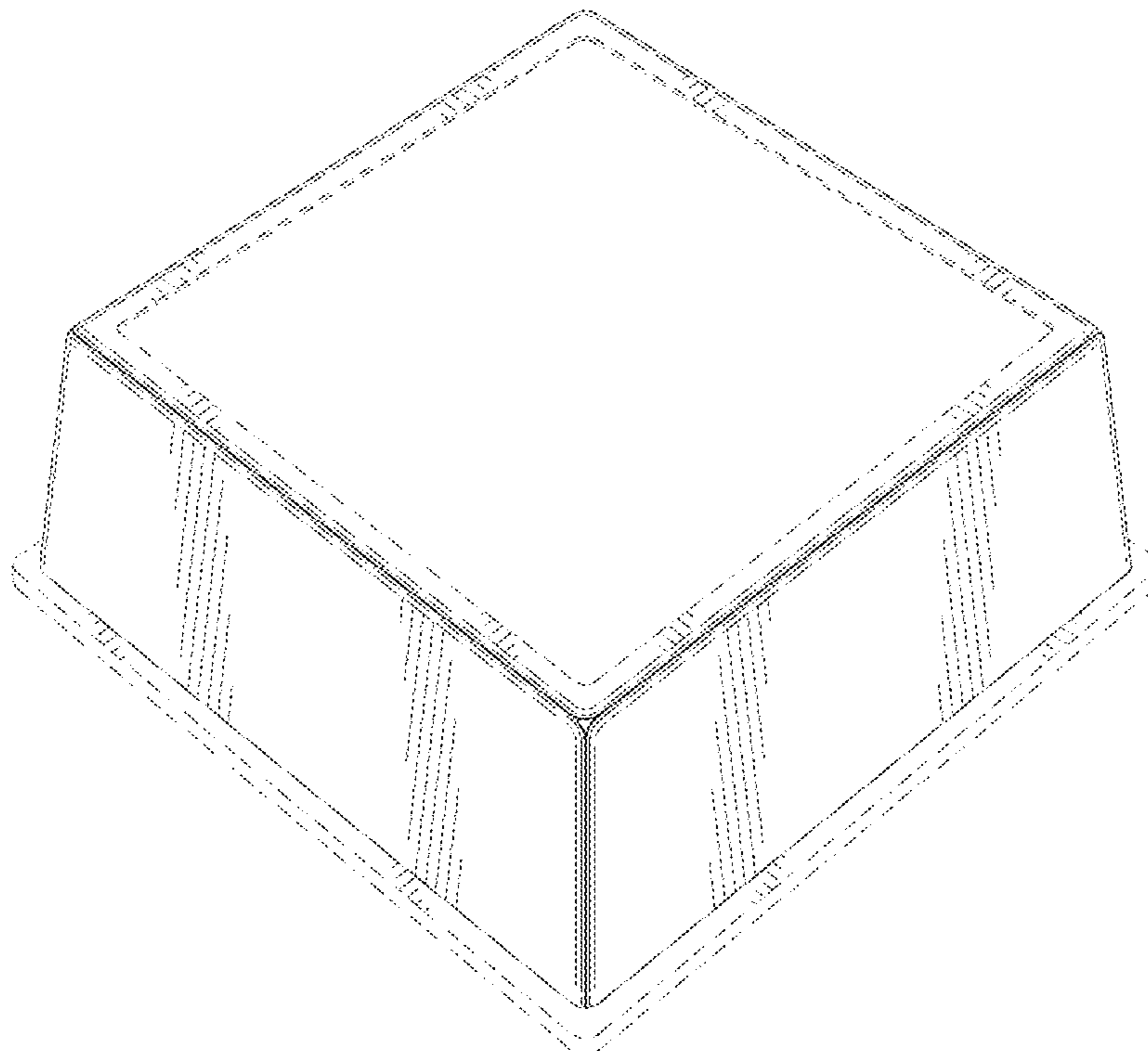
(57) **CLAIM**

The ornamental design for a half step, as shown and  
described.

**DESCRIPTION**

FIG. 1 is a perspective view of a half step showing my new  
design;  
FIG. 2 is a front elevation view thereof, the rear elevation  
view being a mirror image of FIG. 2;  
FIG. 3 is a top plan view thereof; and,  
FIG. 4 is a bottom plan view thereof.  
The broken lines shown in the figures are for the purpose of  
illustrating portions of the half step which form no part of  
the claimed design.

**1 Claim, 4 Drawing Sheets**



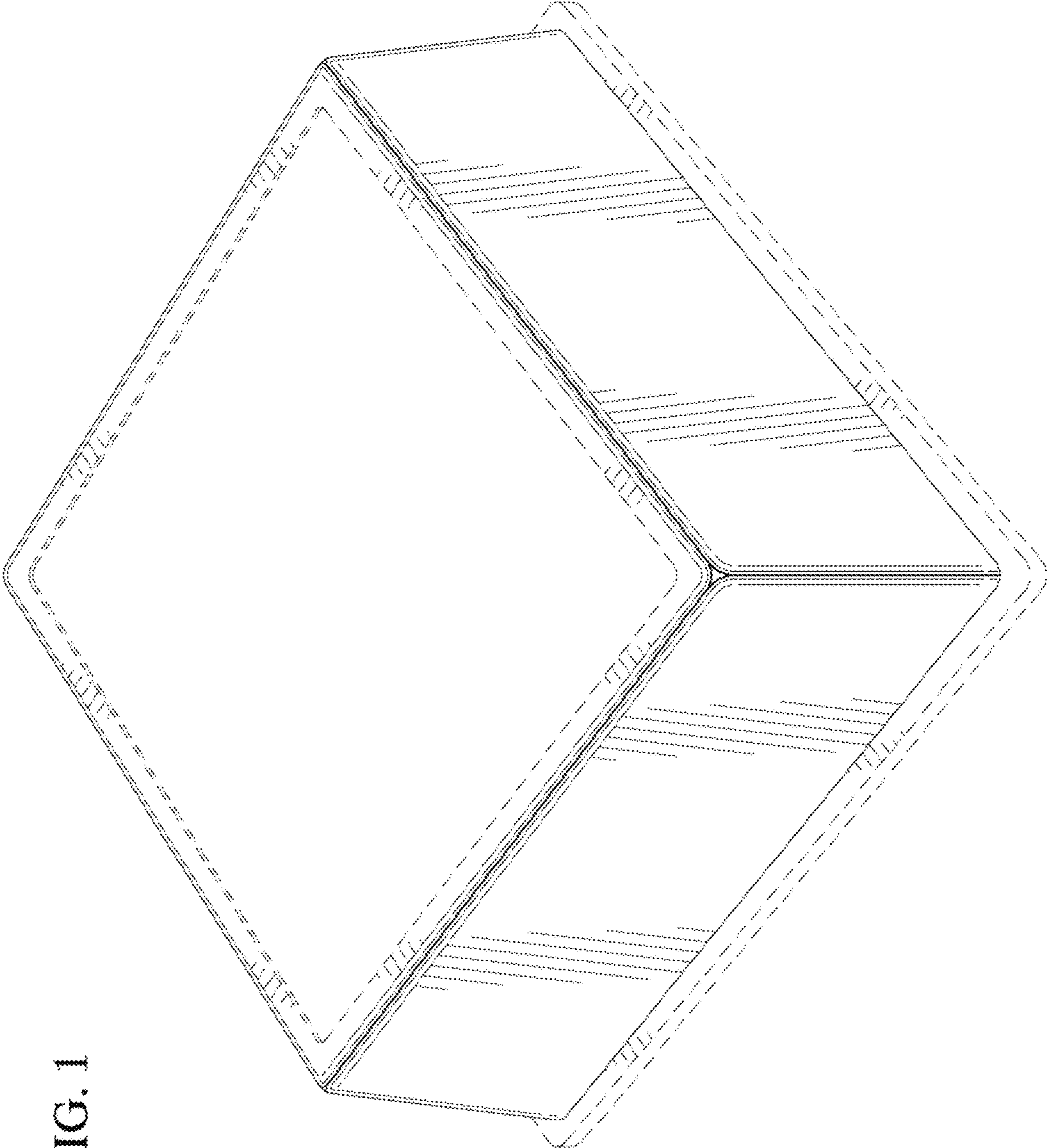



FIG. 1

FIG. 2






FIG. 3

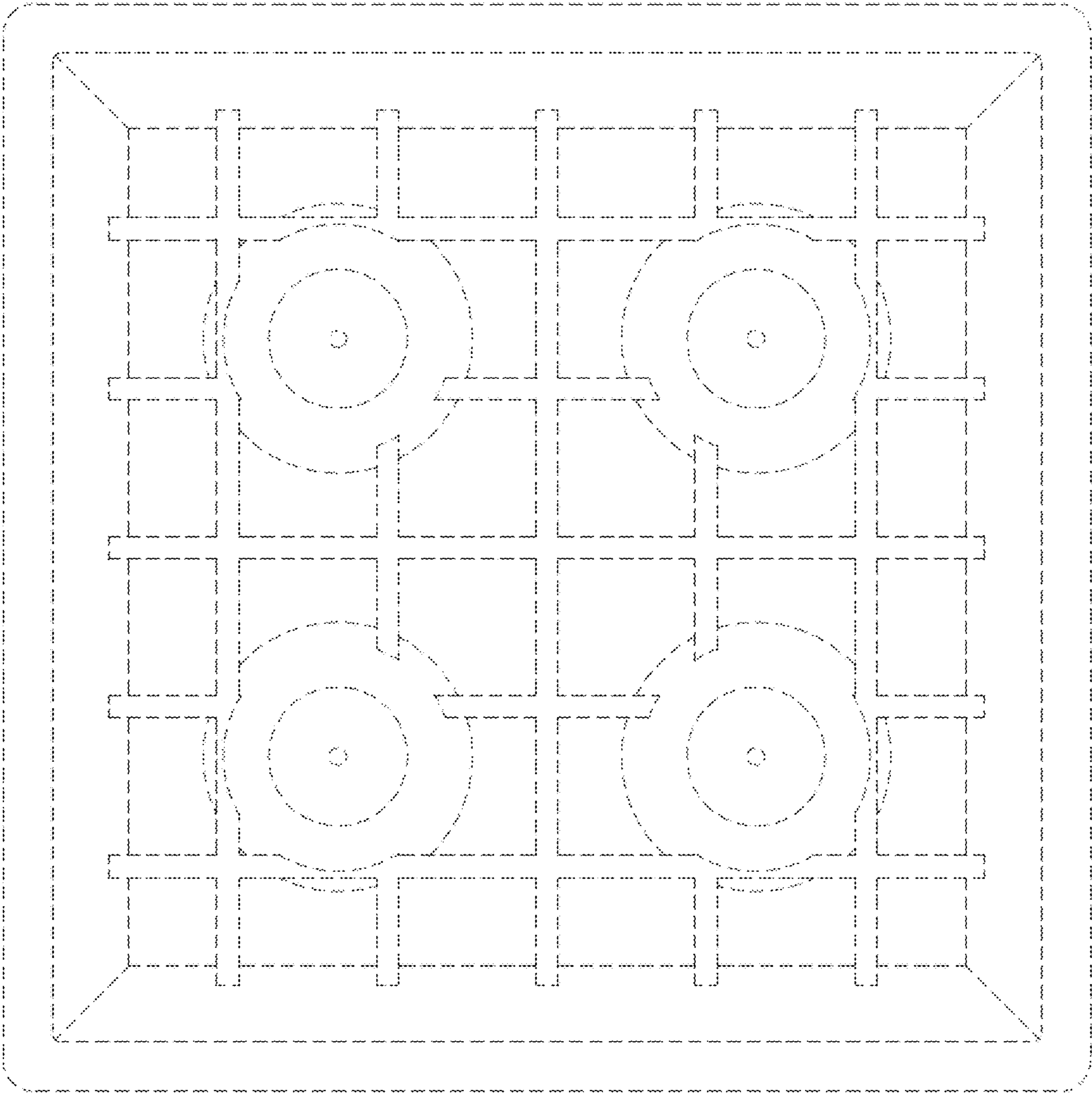


FIG. 4