



US00D886319S

(12) **United States Design Patent** (10) **Patent No.:** **US D886,319 S**  
**Sugimoto** (45) **Date of Patent:** **\*\* Jun. 2, 2020**

(54) **MESSAGE APPLIANCE**  
(71) Applicant: **TENGA CO., LTD.**, Tokyo (JP)  
(72) Inventor: **Shiori Sugimoto**, Tokyo (JP)  
(73) Assignee: **TENGA CO., LTD.**, Minato-Ku (JP)  
(\*\*) Term: **15 Years**

D558,887 S \* 1/2008 Nan ..... D24/105  
D607,116 S \* 12/2009 Morganstern ..... D24/211  
D669,997 S \* 10/2012 Crockford ..... D24/215  
D701,613 S \* 3/2014 Twiggs ..... D24/215  
D773,065 S \* 11/2016 Driscoll ..... D24/215  
D807,523 S \* 1/2018 Difiore ..... D24/215  
D863,588 S \* 10/2019 Yu ..... D24/215  
D866,786 S \* 11/2019 Garner ..... D24/215  
D866,789 S \* 11/2019 Yamazaki ..... D24/215

\* cited by examiner

(21) Appl. No.: **35/506,375**  
(22) Filed: **Aug. 31, 2018**

*Primary Examiner* — Eliza Z Bennett-Hattan  
(74) *Attorney, Agent, or Firm* — Masuvalley & Partners

(80) **Hague Agreement Data**  
Int. Filing Date: **Aug. 31, 2018**  
Int. Reg. No.: **DM/102811**  
Int. Reg. Date: **Aug. 31, 2018**  
Int. Reg. Pub. Date: **Mar. 1, 2019**

(57) **CLAIM**

The ornamental design for a massage appliance, as shown and described.

(30) **Foreign Application Priority Data**

Aug. 17, 2018 (JP) ..... 2018-017957

(51) **LOC (12) Cl.** ..... **24-02**  
(52) **U.S. Cl.**  
USPC ..... **D24/215**

(58) **Field of Classification Search**  
USPC ..... D24/133, 141, 200, 211, 212, 213, 214, D24/215  
CPC ..... A61H 19/44  
See application file for complete search history.

**DESCRIPTION**

- 1. Massage appliance
- 1.1) Perspective;
- 1.2) Front;
- 1.3) Top; and
- 1.4) Bottom.


A massage appliance according to the present design comprises an elongated cylindrical casing, spherical head connected to the upper end and a cap attached to a lower portion of the casing main body; the back view, the right view and the left view appear the same as the front view, so they are omitted.

The broken lines disclose unclaimed portions of the massage appliance and form no part of the claimed design.

(56) **References Cited**  
U.S. PATENT DOCUMENTS

D385,965 S \* 11/1997 Wallesen ..... D24/212  
D510,628 S \* 10/2005 Talbot ..... D24/214

**1 Claim, 4 Drawing Sheets**



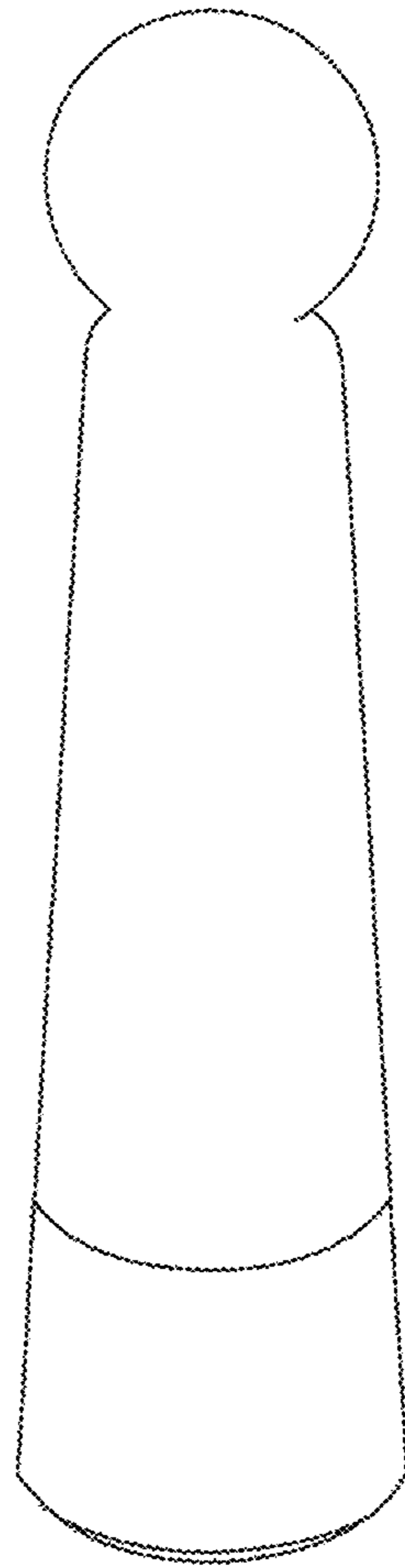


FIG. 1.1

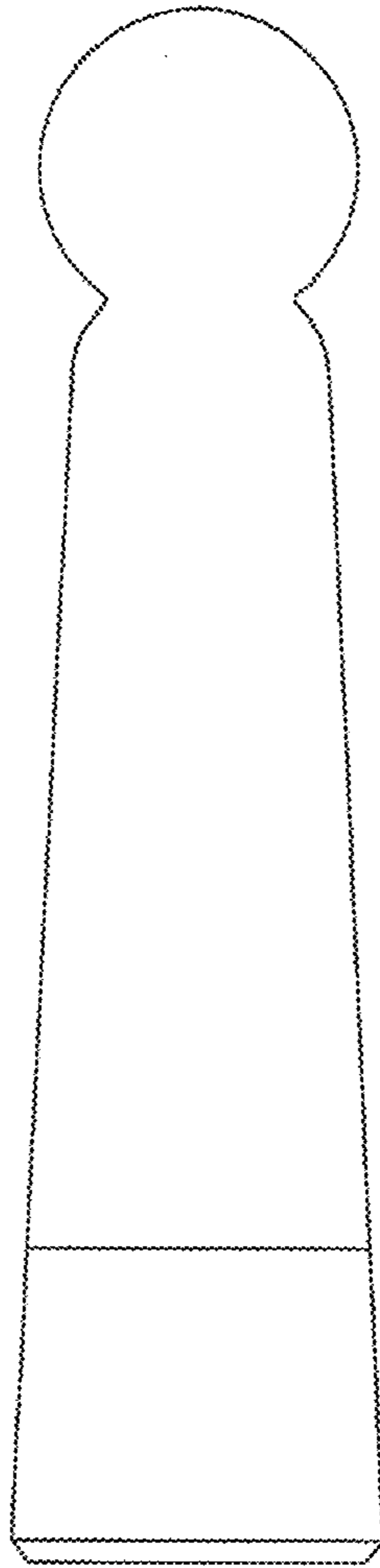


FIG. 1.2

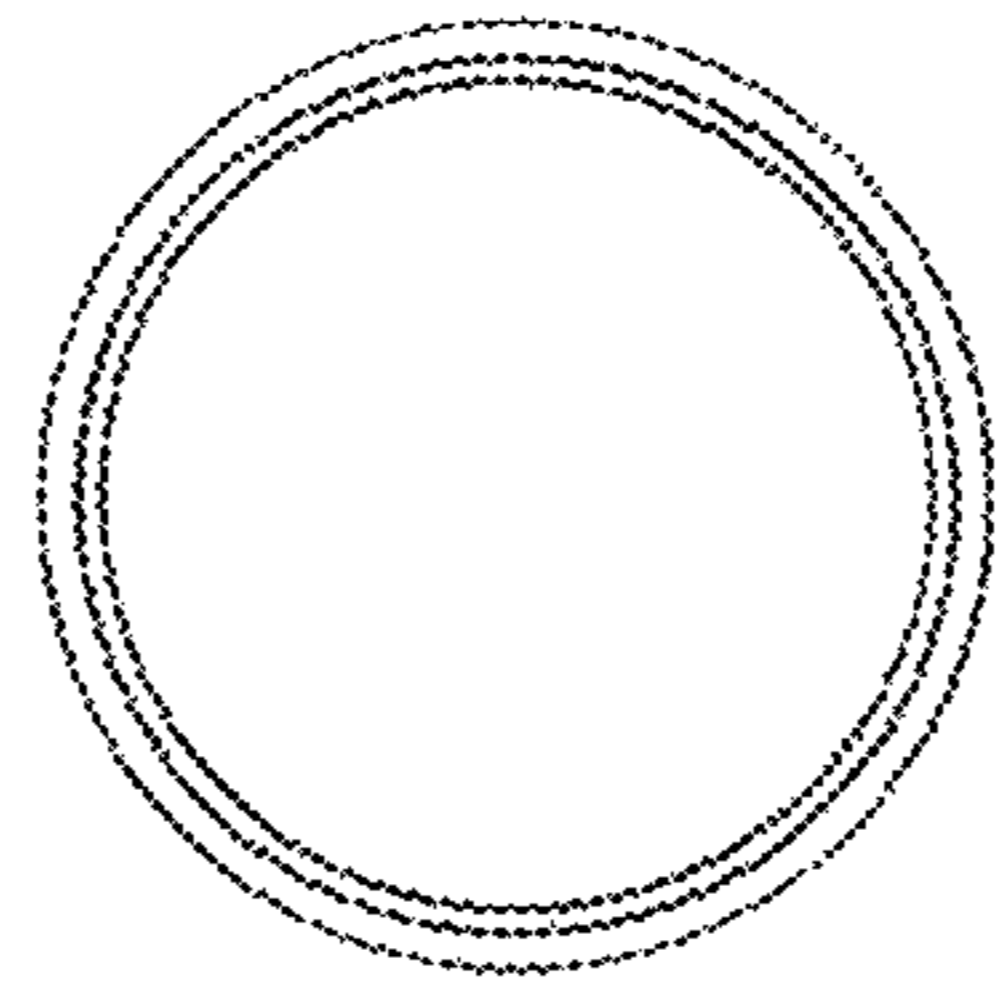


FIG. 1.3

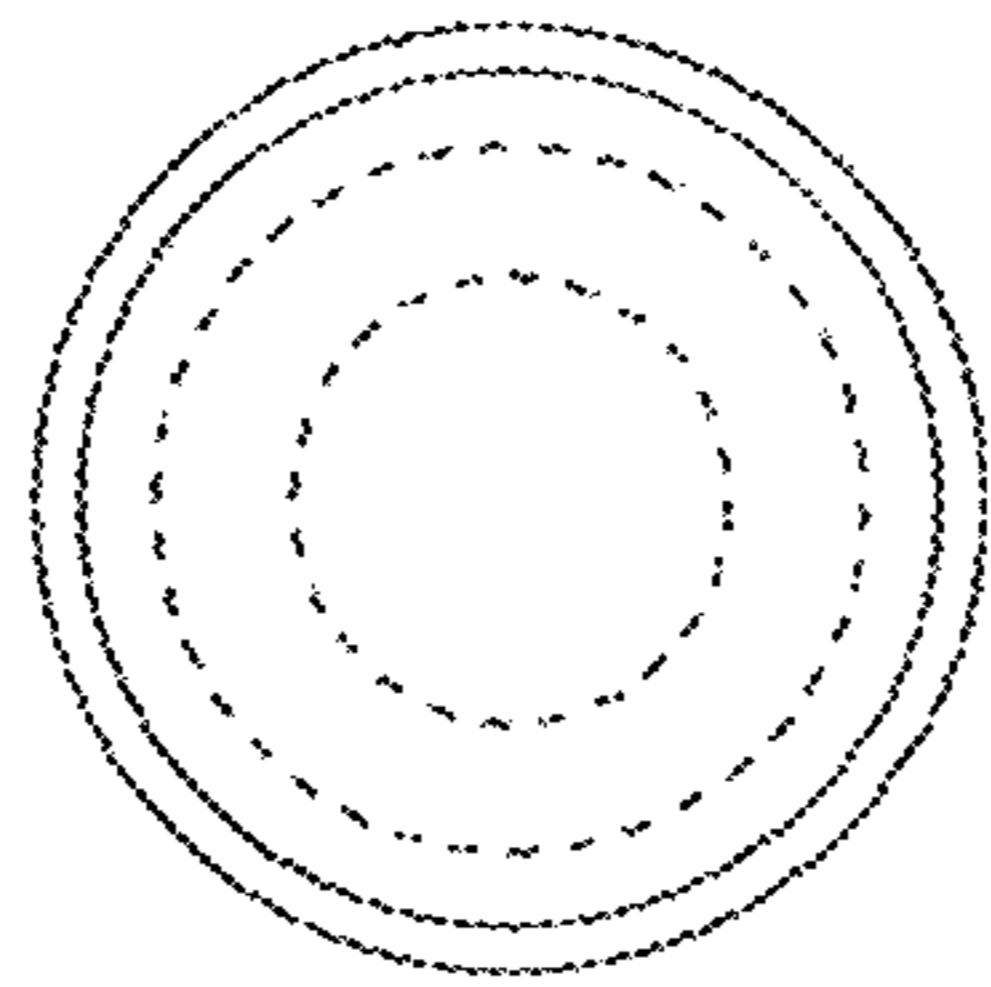


FIG. 1.4