



US00D886287S

(12) **United States Design Patent** (10) **Patent No.:** **US D886,287 S**
Haddad et al. (45) **Date of Patent:** **** Jun. 2, 2020**

(54) **INTRAVENOUS TUBING INDICATOR FOR A PRESSOR**

(71) Applicant: **Star Luminal LLC**, San Antonio, TX (US)

(72) Inventors: **Eric A. Haddad**, Boerne, TX (US);
Bryce G. Rutter, St. Louis, MO (US);
Tucker P. Brown, St. Louis, MO (US);
David J. Friedman, San Antonio, TX (US)

(73) Assignee: **STAR LUMINAL LLC**, San Antonio, TX (US)

(**) Term: **15 Years**

(21) Appl. No.: **29/670,853**

(22) Filed: **Nov. 20, 2018**

(51) **LOC (12) Cl.** **24-01**

(52) **U.S. Cl.**
 USPC **D24/127; D20/28**

(58) **Field of Classification Search**
 USPC D24/127–131, 112–114, 133, 186;
 606/181, 185; 604/264, 523–528, 272,
 604/187, 158, 164.01–164.11, 181, 184,
 604/227; 600/101, 139, 143;
 128/200.24, 207.14, 207.15; D8/396,
 D8/356; D6/300, 674; D12/193;
 D14/489, 490, 492, 495; D20/1–44, 99
 CPC A61M 25/00; A61M 39/00; A61M 27/00;
 A61M 25/0043; A61M 5/0067; A61M
 25/0097; A61M 5/14; A61M 5/1411;
 A61M 2205/60; A61M 2205/6063; A61M
 2205/6072; A61M 2205/6081; A61F
 2/958; A62C 13/78; A47K 10/14; A47G
 25/0657

See application file for complete search history.

(56) **References Cited**

U.S. PATENT DOCUMENTS

D386,211 S *	11/1997	Taparuskas, Jr.	D20/22
6,613,012 B2	9/2003	Kraushaar	
D556,606 S *	12/2007	Stauffer	D10/15
7,338,476 B2	3/2008	Kraushaar	
7,374,318 B2	5/2008	Brooks et al.	
7,455,662 B2	11/2008	Kraushaar	
D636,819 S *	4/2011	Walker	D20/28
D657,425 S *	4/2012	Podd	D20/42
D660,367 S *	5/2012	Podd	D20/42
D665,030 S *	8/2012	Podd	D20/42
D785,710 S *	5/2017	Lin	D20/27
D785,711 S *	5/2017	Lin	D20/27
D791,242 S *	7/2017	Lemberger	D20/41
D791,878 S *	7/2017	Loew	D20/41
D803,943 S *	11/2017	Loew	D20/41
9,833,560 B2	12/2017	Reichert et al.	

(Continued)

Primary Examiner — Nathan M Johnston

(74) *Attorney, Agent, or Firm* — Joseph Agostino;
 Greenberg Traurig, LLP

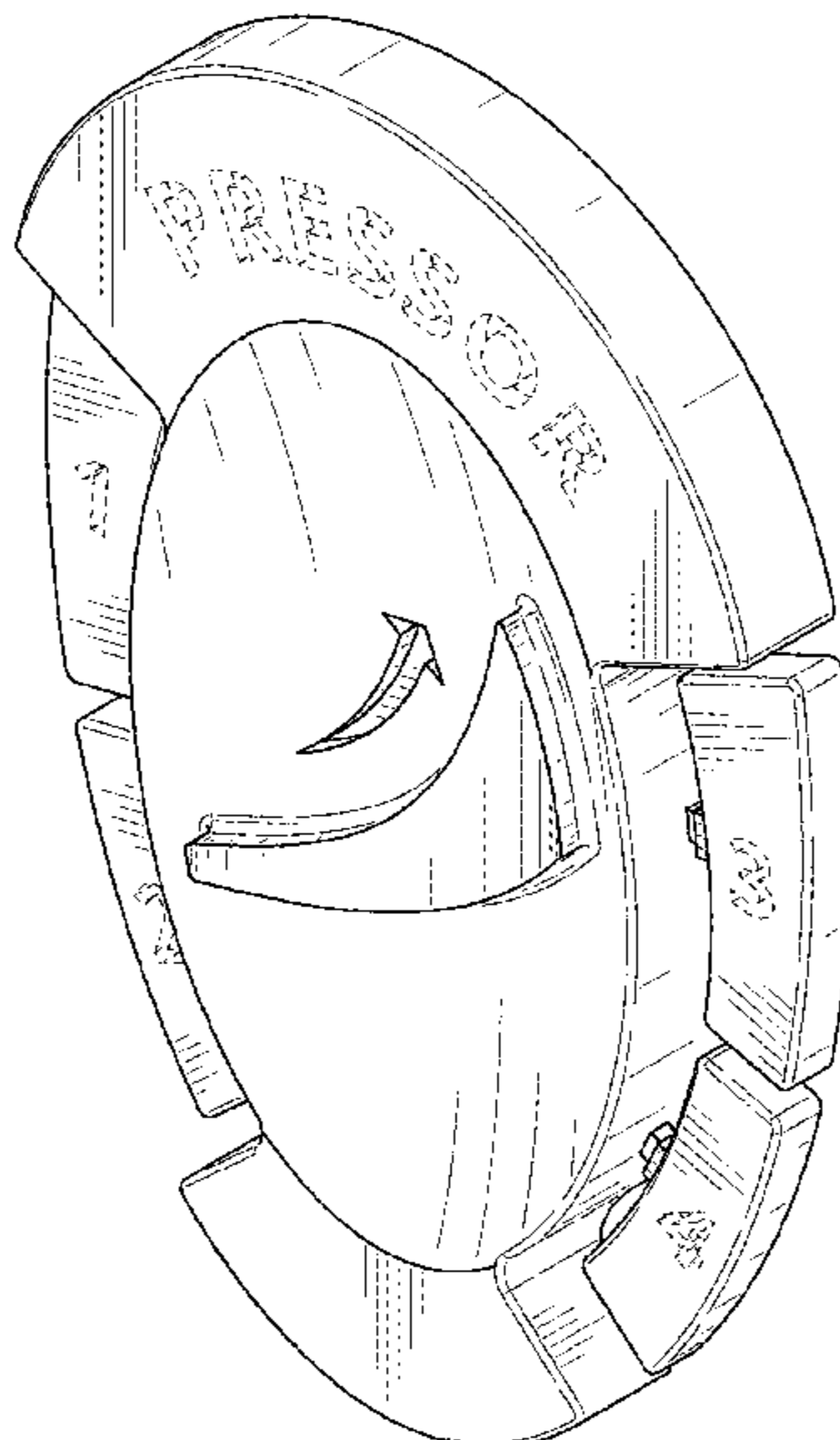
(57) **CLAIM**

The ornamental design for an intravenous tubing indicator for a pressor, as shown and described.

DESCRIPTION

FIG. 1 is a top perspective view of an intravenous tubing indicator for a pressor showing our new design;
 FIG. 2 is a front elevation view thereof;
 FIG. 3 is a rear elevation view thereof;
 FIG. 4 is a right side elevation view thereof;
 FIG. 5 is a left side elevation view thereof;
 FIG. 6 is top plan view thereof; and,
 FIG. 7 is a bottom plan view thereof.
 The dashed lines immediately adjacent the shaded areas in the figures represent the boundaries of the claimed design. The dashed lines in the figures illustrate the portions of the design that form no part of the claimed design. None of the broken lines form any part of the claimed design.

1 Claim, 5 Drawing Sheets



(56)

References Cited

U.S. PATENT DOCUMENTS

9,919,095	B2	3/2018	Reichert et al.	
9,925,329	B2	3/2018	Reichert et al.	
D842,382	S *	3/2019	Loew	D20/41
2002/0058928	A1	5/2002	Antonio, II	
2005/0171492	A1	8/2005	Rodriquez	

* cited by examiner

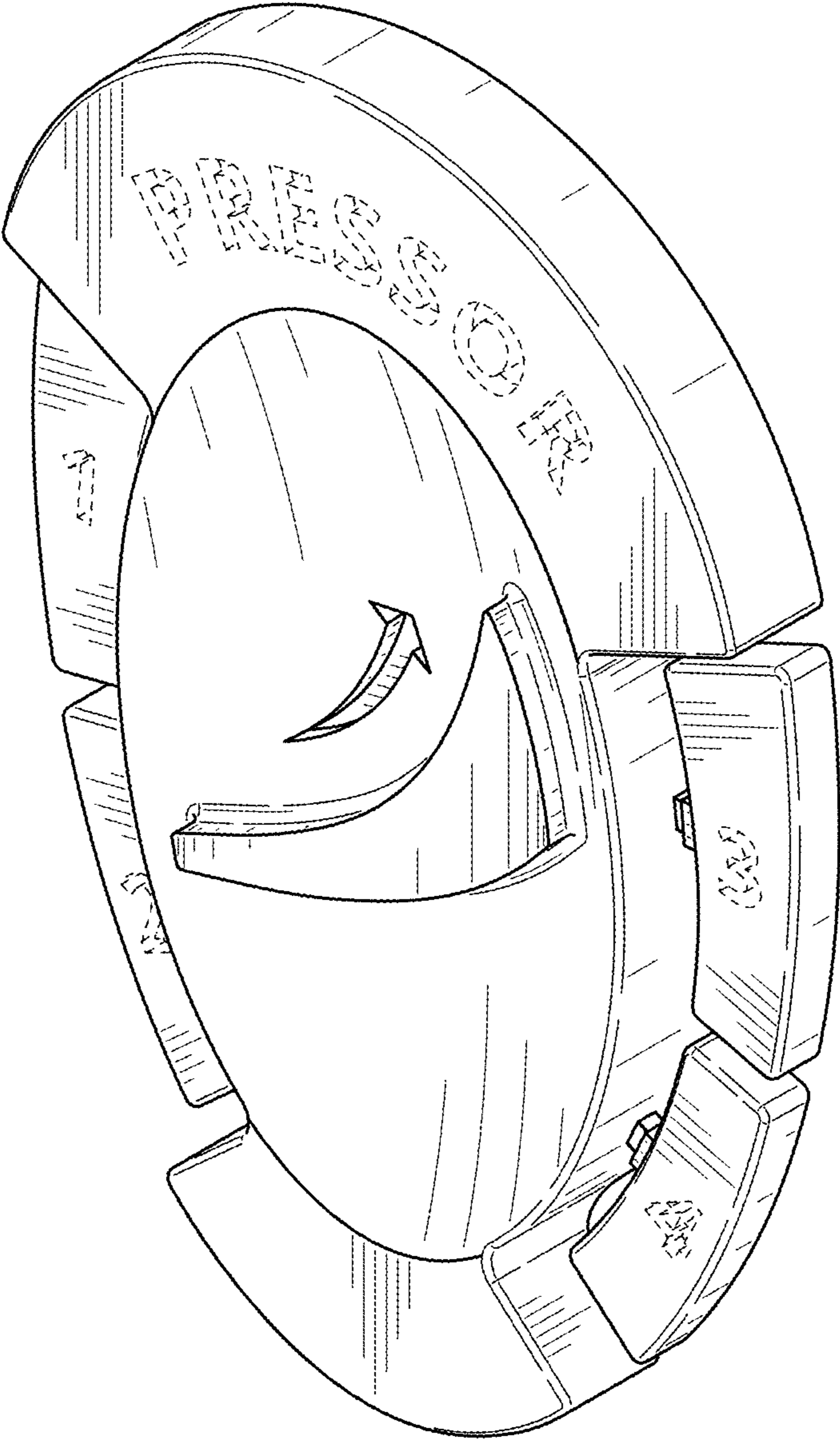


FIG. 1

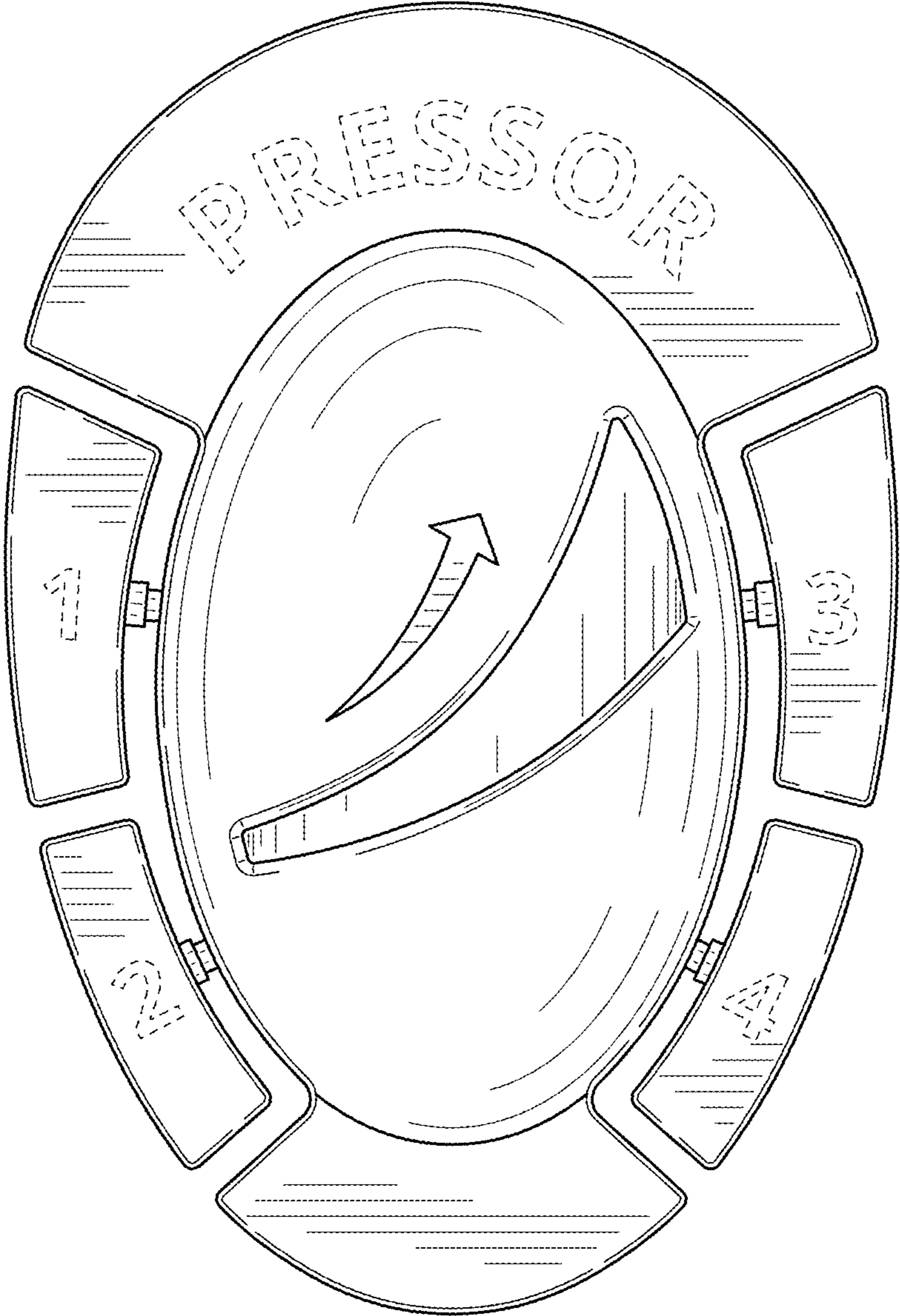


FIG. 2

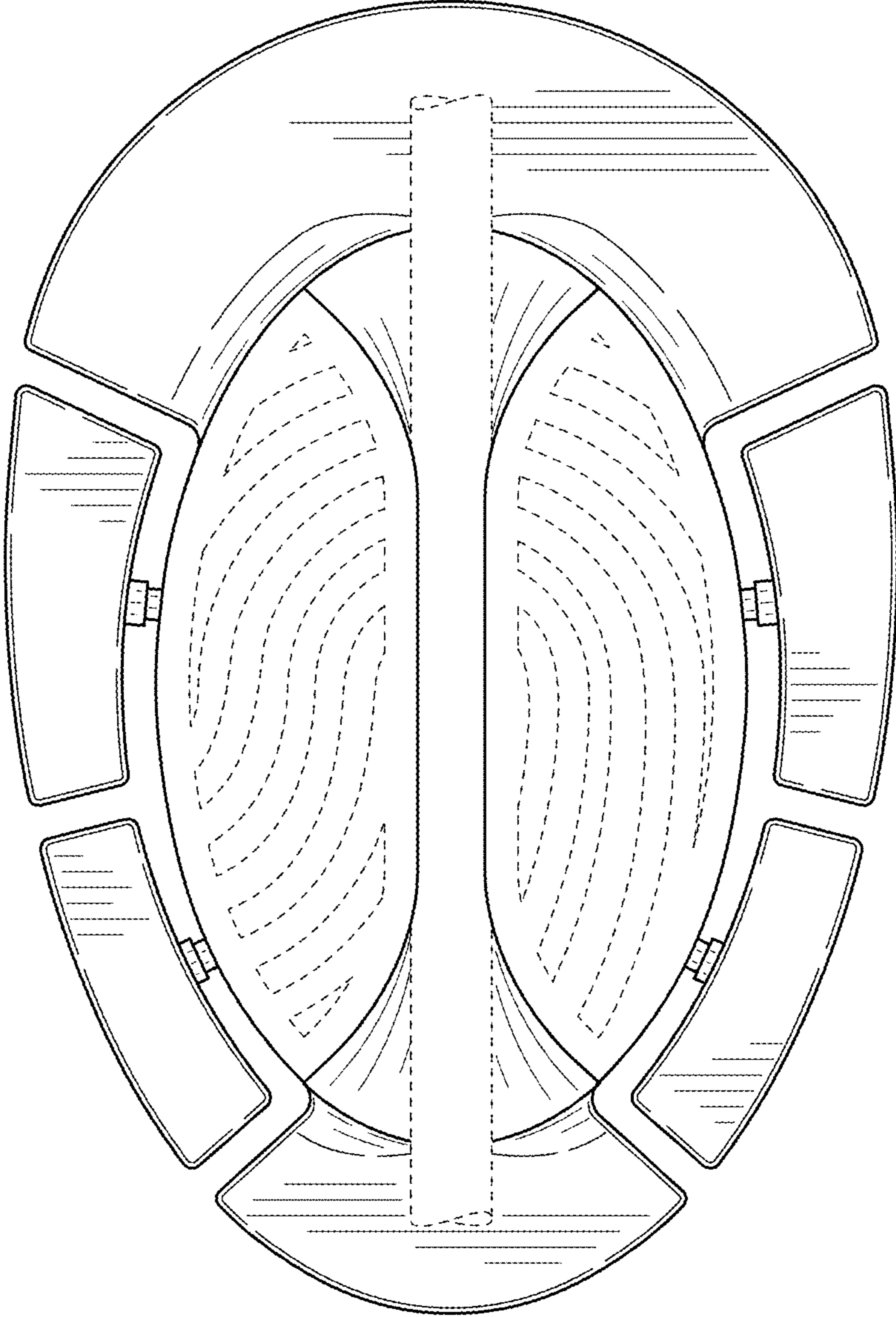


FIG. 3

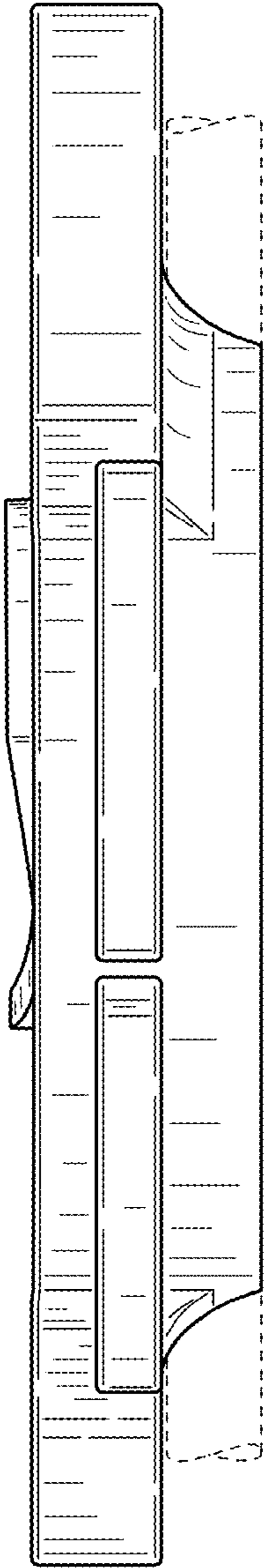


FIG. 4

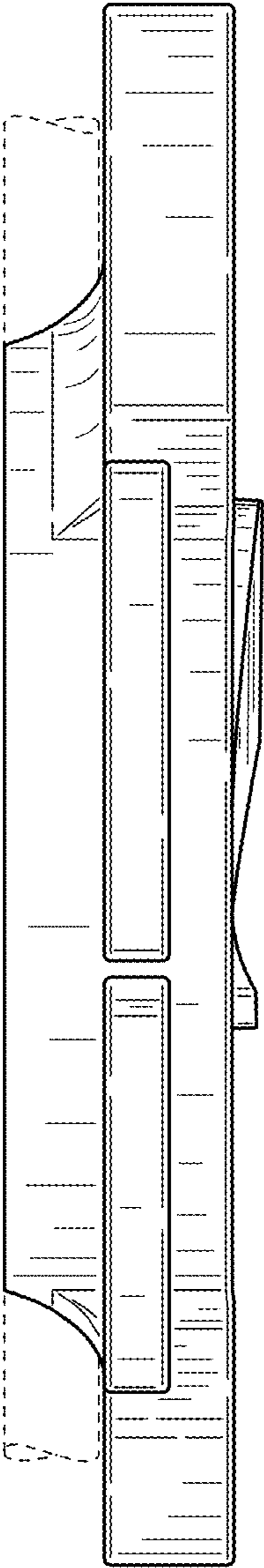


FIG. 5

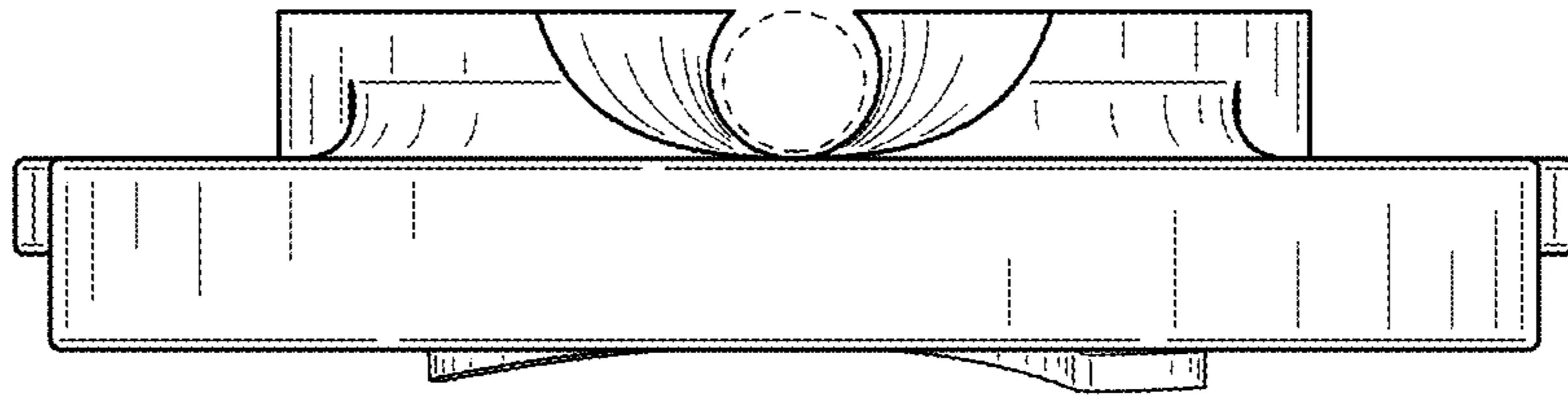


FIG. 6

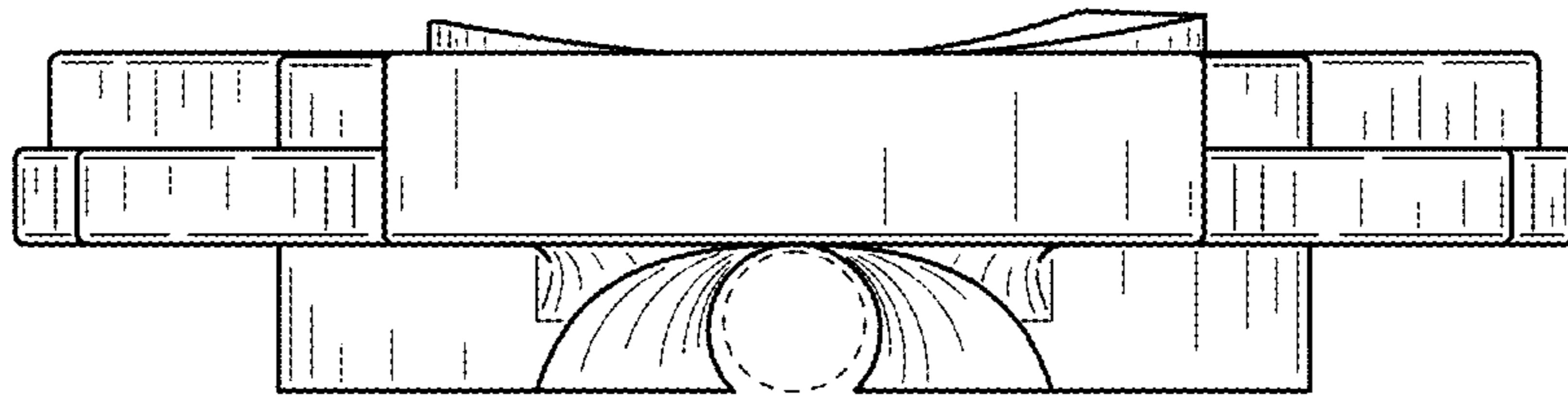


FIG. 7