



US00D886285S

(12) **United States Design Patent** (10) **Patent No.:** **US D886,285 S**
Haddad et al. (45) **Date of Patent:** **** Jun. 2, 2020**

(54) **INTRAVENOUS TUBING INDICATOR FOR INSULIN**
(71) Applicant: **Star Luminal LLC**, San Antonio, TX (US)
(72) Inventors: **Eric A. Haddad**, Boerne, TX (US); **Bryce G. Rutter**, St. Louis, MO (US); **Tucker P. Brown**, St. Louis, MO (US)
(73) Assignee: **STAR LUMINAL LLC**, San Antonio, TX (US)
(**) Term: **15 Years**

D556,606 S * 12/2007 Stauffer D10/15
7,338,476 B2 3/2008 Kraushaar
7,374,318 B2 5/2008 Brooks et al.
7,455,662 B2 11/2008 Kraushaar
D636,819 S * 4/2011 Walker D20/28
D657,425 S * 4/2012 Podd D20/42
D660,367 S * 5/2012 Podd D20/42
D665,030 S * 8/2012 Podd D20/42
D791,242 S * 7/2017 Lemberger D20/41
D791,878 S * 7/2017 Loew D20/41
D803,943 S * 11/2017 Loew D20/41
D804,578 S * 12/2017 Loew D20/41
9,833,560 B2 12/2017 Reichert et al.
9,919,095 B2 3/2018 Reichert et al.
9,925,329 B2 3/2018 Reichert et al.
D820,584 S * 6/2018 Axelrod D3/203.1

(21) Appl. No.: **29/666,827**
(22) Filed: **Oct. 16, 2018**
(51) **LOC (12) Cl.** **24-01**
(52) **U.S. Cl.**
USPC **D24/127; D20/28**
(58) **Field of Classification Search**
USPC D24/127-131, 112-114, 133, 186;
606/181, 185; 604/264, 523-528, 272,
604/187, 158, 164.01-164.11, 181, 184,
604/227; 600/101, 139, 143;
128/200.24, 207.14, 207.15; D8/396,
D8/356; D6/300, 674; D12/193;
D14/489, 490, 492, 495; D20/1-44, 99
CPC A61M 25/00; A61M 39/00; A61M 27/00;
A61M 25/0043; A61M 5/0067; A61M
25/0097; A61M 5/14; A61M 5/1411;
A61M 2205/60; A61M 2205/6063; A61M
2205/6072; A61M 2205/6081; A61F
2/958; A62C 13/78; A47K 10/14; A47G
25/0657
See application file for complete search history.

(Continued)
Primary Examiner — Nathan M Johnston
(74) *Attorney, Agent, or Firm* — Joseph Agostino;
Greenberg Traurig, LLP

(57) **CLAIM**

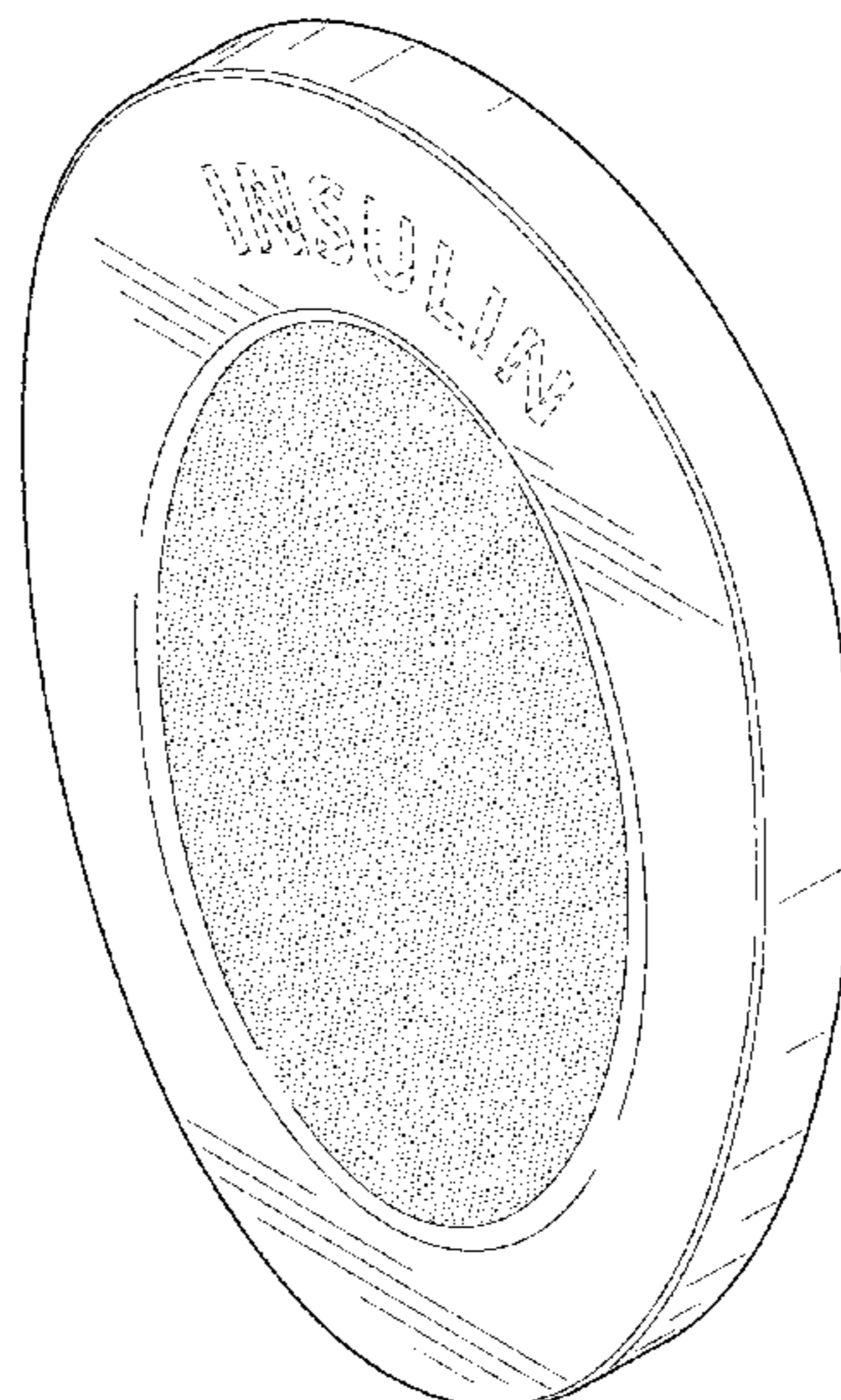
The ornamental design for an intravenous tubing indicator for insulin, as shown and described.

DESCRIPTION

FIG. 1 is a top perspective view of an intravenous tubing indicator for insulin showing our new design; FIG. 2 is a front elevation view thereof; FIG. 3 is a rear elevation view thereof; FIG. 4 is a right side elevation view thereof; FIG. 5 is a left side elevation view thereof; FIG. 6 is top plan view thereof; and, FIG. 7 is a bottom plan view thereof. The dashed lines immediately adjacent the shaded areas in the figures represent the boundaries of the claimed design. The dashed lines in the figures illustrate the portions of the design that form no part of the claimed design. None of the broken lines form any part of the claimed design.

1 Claim, 5 Drawing Sheets

(56) **References Cited**
U.S. PATENT DOCUMENTS
D386,211 S * 11/1997 Taparauskas, Jr. D20/22
6,613,012 B2 9/2003 Kraushaar



(56)

References Cited

U.S. PATENT DOCUMENTS

D842,381 S *	3/2019	Loew	D20/41
D842,382 S *	3/2019	Loew	D20/41
2002/0058928 A1	5/2002	Antonio, II	
2005/0171492 A1	8/2005	Rodriquez	

* cited by examiner

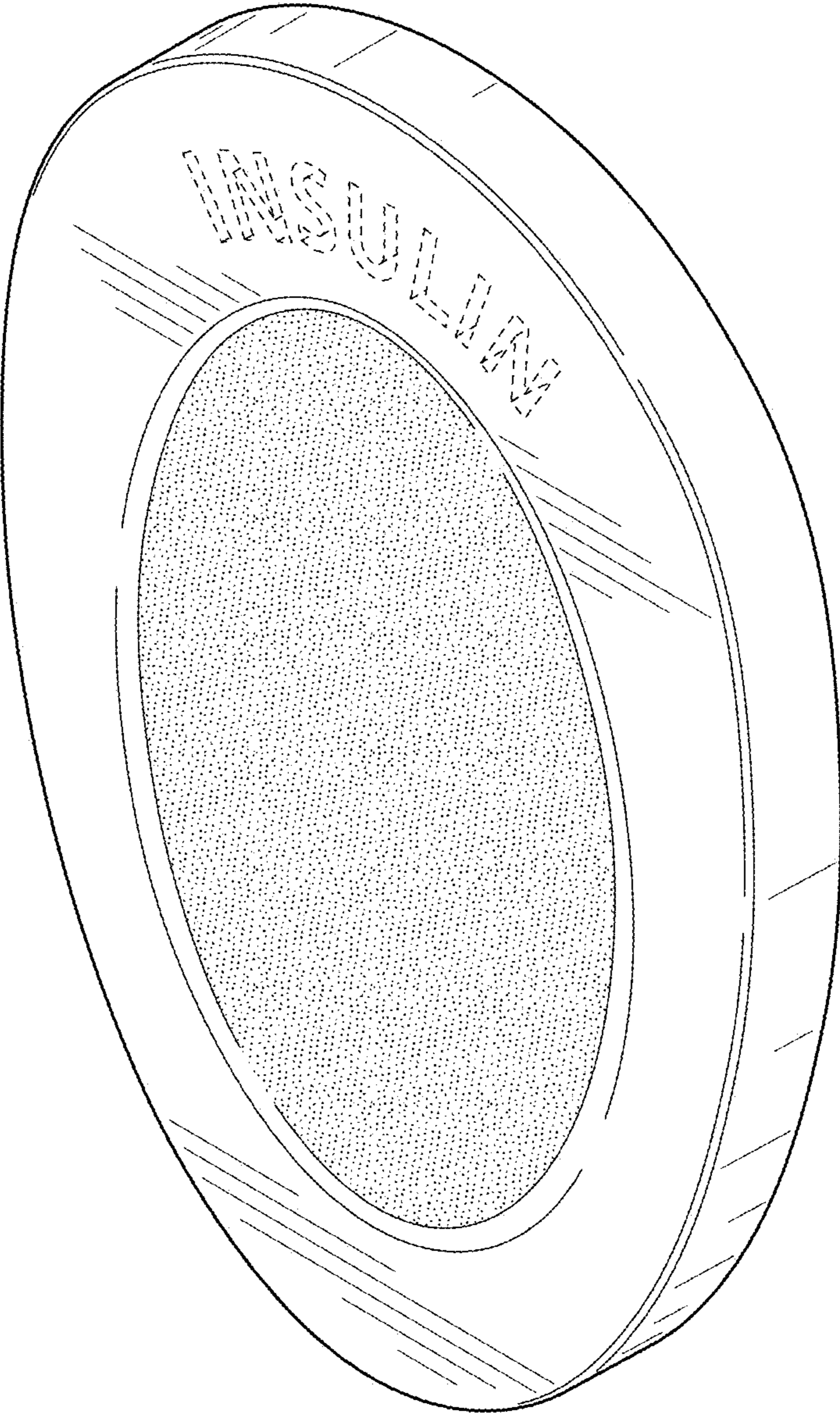


FIG. 1

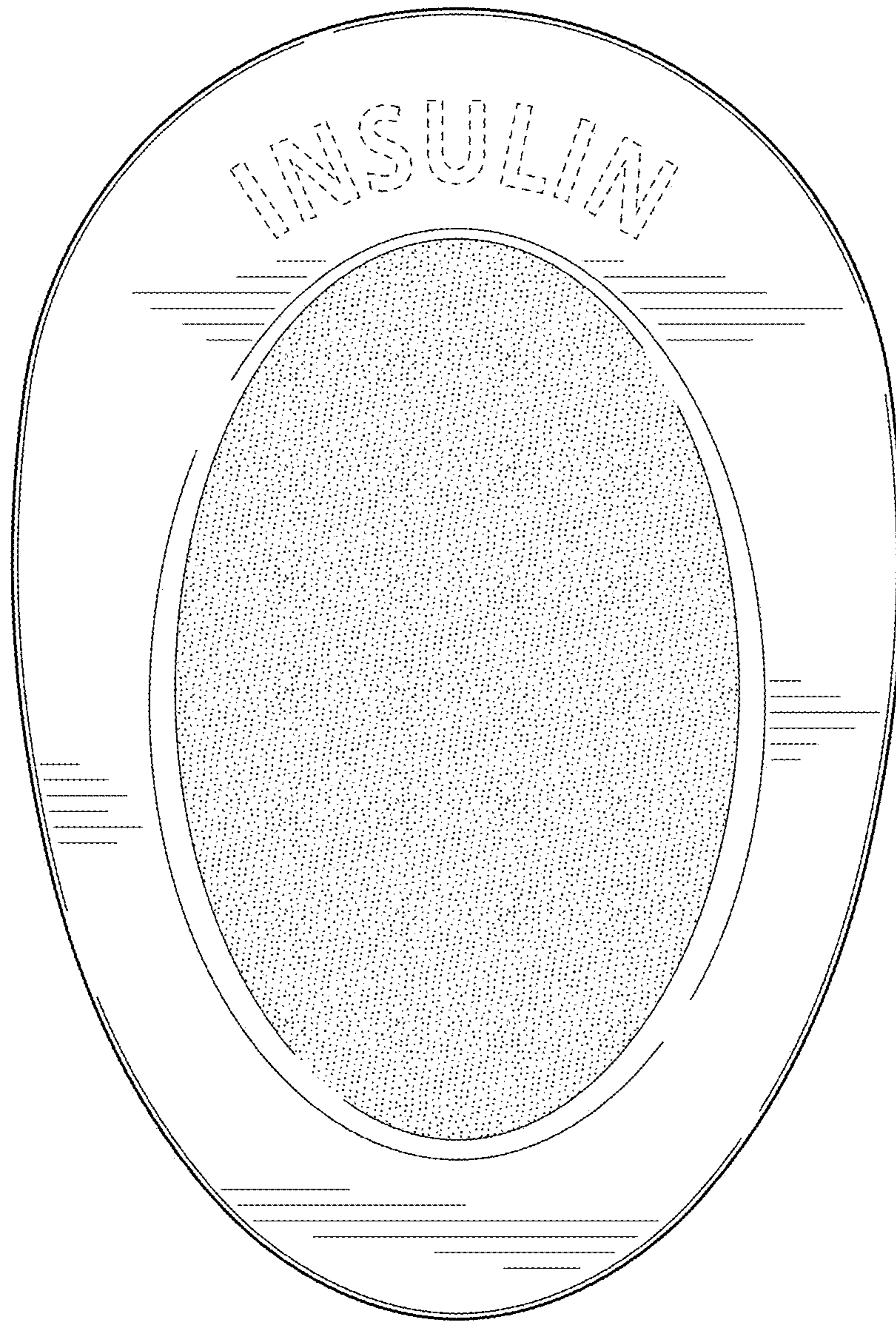


FIG. 2

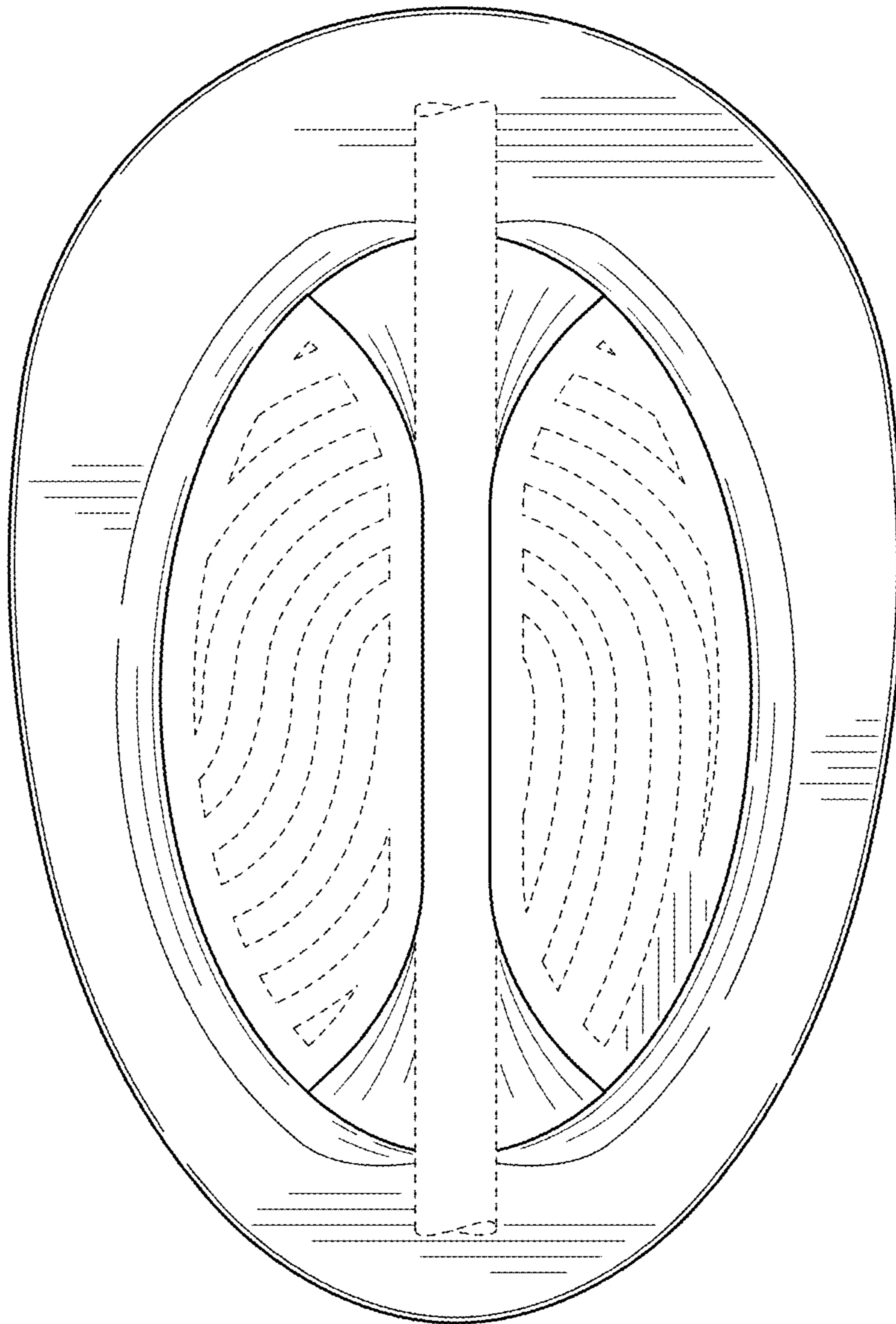


FIG. 3




FIG. 4




FIG. 5

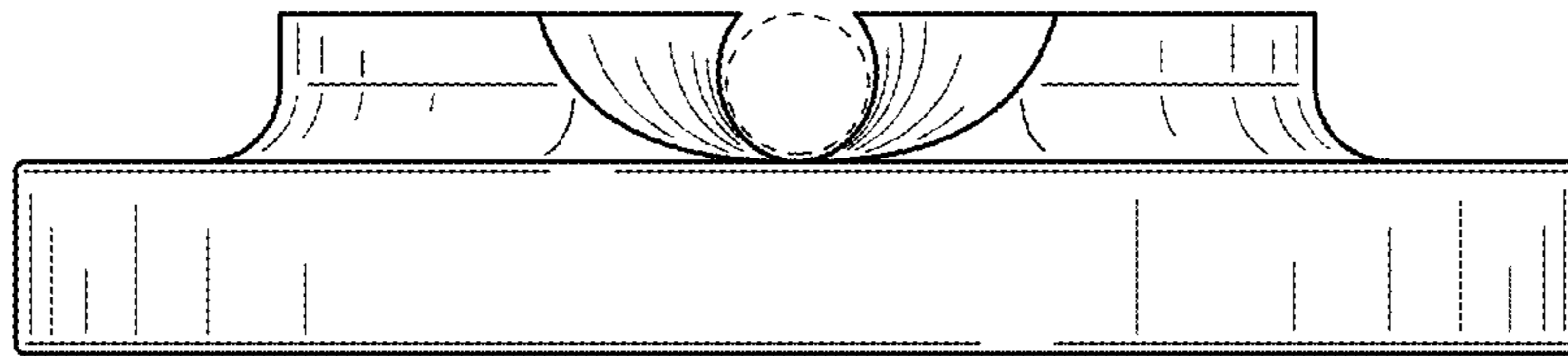


FIG. 6

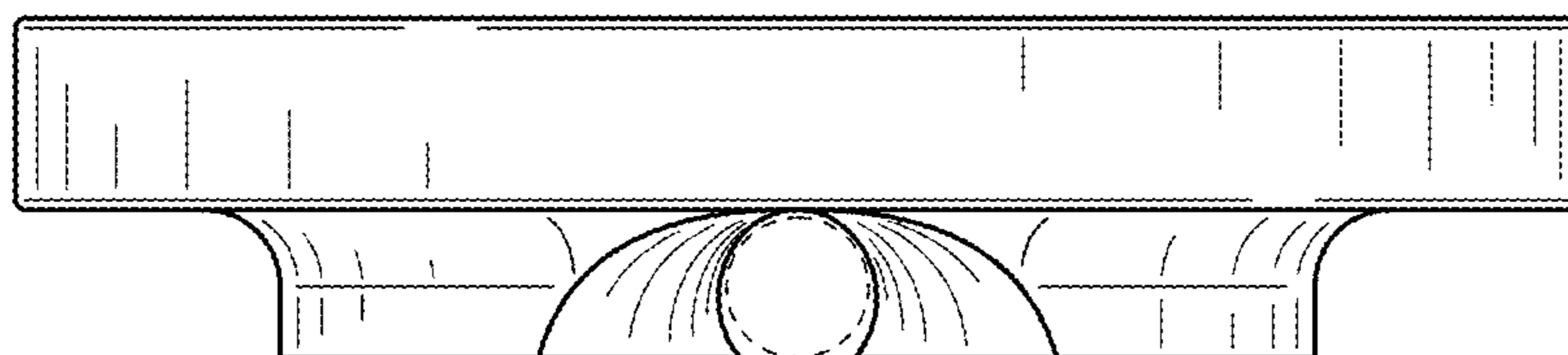


FIG. 7