



US00D886270S

(12) **United States Design Patent**
Walton

(10) **Patent No.:** **US D886,270 S**
(45) **Date of Patent:** **** Jun. 2, 2020**

(54) **DESICCANT DEHUMIDIFIER**
(71) Applicant: **NAOMI-GRILLS B.V.**, Al Uithoorn (NL)
(72) Inventor: **Philip Andrew Walton**, Bishop Auckland (GB)
(73) Assignee: **Naomi-Grills B.V.** (NL)
(**) Term: **15 Years**
(21) Appl. No.: **29/606,587**
(22) Filed: **Jun. 6, 2017**
(30) **Foreign Application Priority Data**

Apr. 25, 2017 (EM) 003873025-0001

(51) **LOC (12) Cl.** **23-04**
(52) **U.S. Cl.**
USPC **D23/359**

(58) **Field of Classification Search**
USPC D23/355-366, 352, 369, 332, 333, 335, D23/336, 342, 351; 261/DIG. 17, 261/DIG. 65, DIG. 88, DIG. 31; 422/120, 422/122; 55/356, 473, 504; 96/97; D14/188, 170, 172; D18/34.6
CPC .. A61L 9/16; A61L 9/22; B01D 47/00; B01D 47/027; B01D 2221/02; B01D 2259/4508; B03C 3/155; B03C 3/368; F24F 3/16; F24F 13/20; F24F 13/28; F24F 2001/0096
See application file for complete search history.

(56) **References Cited**
U.S. PATENT DOCUMENTS
3,575,009 A * 4/1971 Kooney D06F 58/24 62/272
3,799,513 A * 3/1974 Winton F24F 6/04 126/113

D253,845 S * 1/1980 Morrow D23/357
4,750,922 A * 6/1988 Griffis F24F 3/1603 55/385.2
4,932,988 A * 6/1990 Lutterbach B01D 46/00 55/356
D311,270 S * 10/1990 Savage D23/365
D314,425 S * 2/1991 Beavers D23/335
D315,596 S * 3/1991 Botheras D23/332
D316,142 S * 4/1991 Lutterbach D23/364
D316,447 S * 4/1991 Woodson D23/365
D326,543 S * 5/1992 Zwicker D32/21
D330,076 S * 10/1992 Evans D23/386
5,154,743 A * 10/1992 Takato B01D 46/26 55/317
6,149,873 A * 11/2000 Potter A61L 9/12 239/271
6,355,091 B1 * 3/2002 Felber F24F 3/1411 95/10
6,849,107 B1 * 2/2005 Huffman B01D 46/0005 250/436
D515,553 S * 2/2006 Tragatschnig D14/188
D603,495 S * 11/2009 Sata D23/351

(Continued)

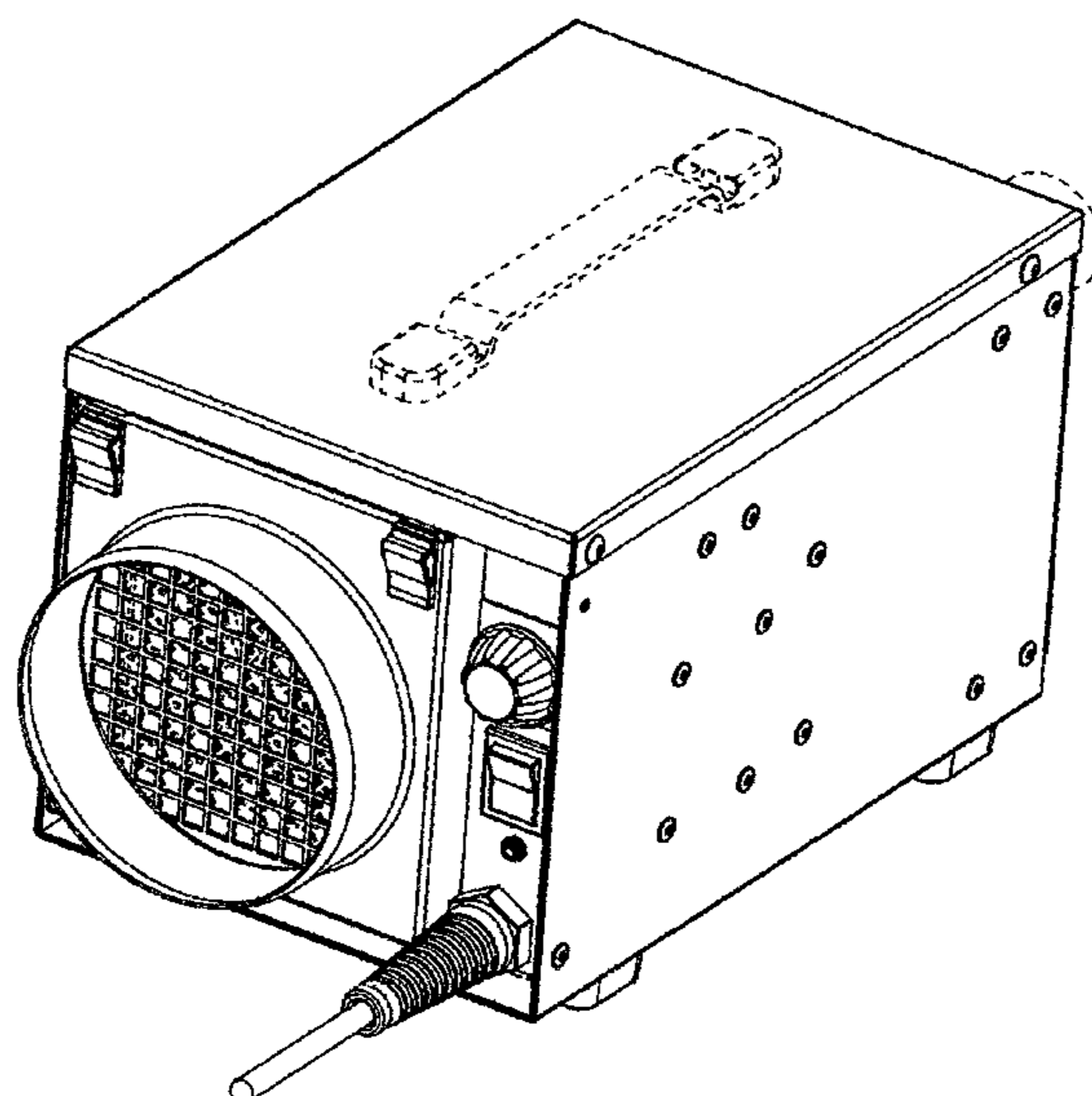
Primary Examiner — Nathan M Johnston
(74) *Attorney, Agent, or Firm* — Ira S. Dorman

(57) **CLAIM**
The ornamental design for a desiccant dehumidifier, as shown and described.

DESCRIPTION

FIG. 1 is a perspective view of a desiccant dehumidifier showing my new design;
FIG. 2 is a front elevation view thereof;
FIG. 3 is a bottom plan view thereof;
FIG. 4 is a top plan view thereof;
FIG. 5 is a rear elevation view thereof;
FIG. 6 is a left side elevation view thereof; and,
FIG. 7 is a right side elevation view thereof.
The broken lines show portions of the design that form no part of the claimed design.

1 Claim, 7 Drawing Sheets



(56)

References Cited

U.S. PATENT DOCUMENTS

D603,948	S	*	11/2009	Ishihara	D23/351
7,806,948	B2	*	10/2010	Brock	B01D 46/04
						55/302
D629,091	S	*	12/2010	Maezawa	D23/351
D654,160	S	*	2/2012	Yomtov	D23/360
D696,760	S	*	12/2013	Wolf, II	D23/364
D731,632	S	*	6/2015	Kulp	D23/359
D777,891	S	*	1/2017	Kubota	D23/351
2011/0165018	A1	*	7/2011	Lynn	A61L 9/015
						422/4

* cited by examiner

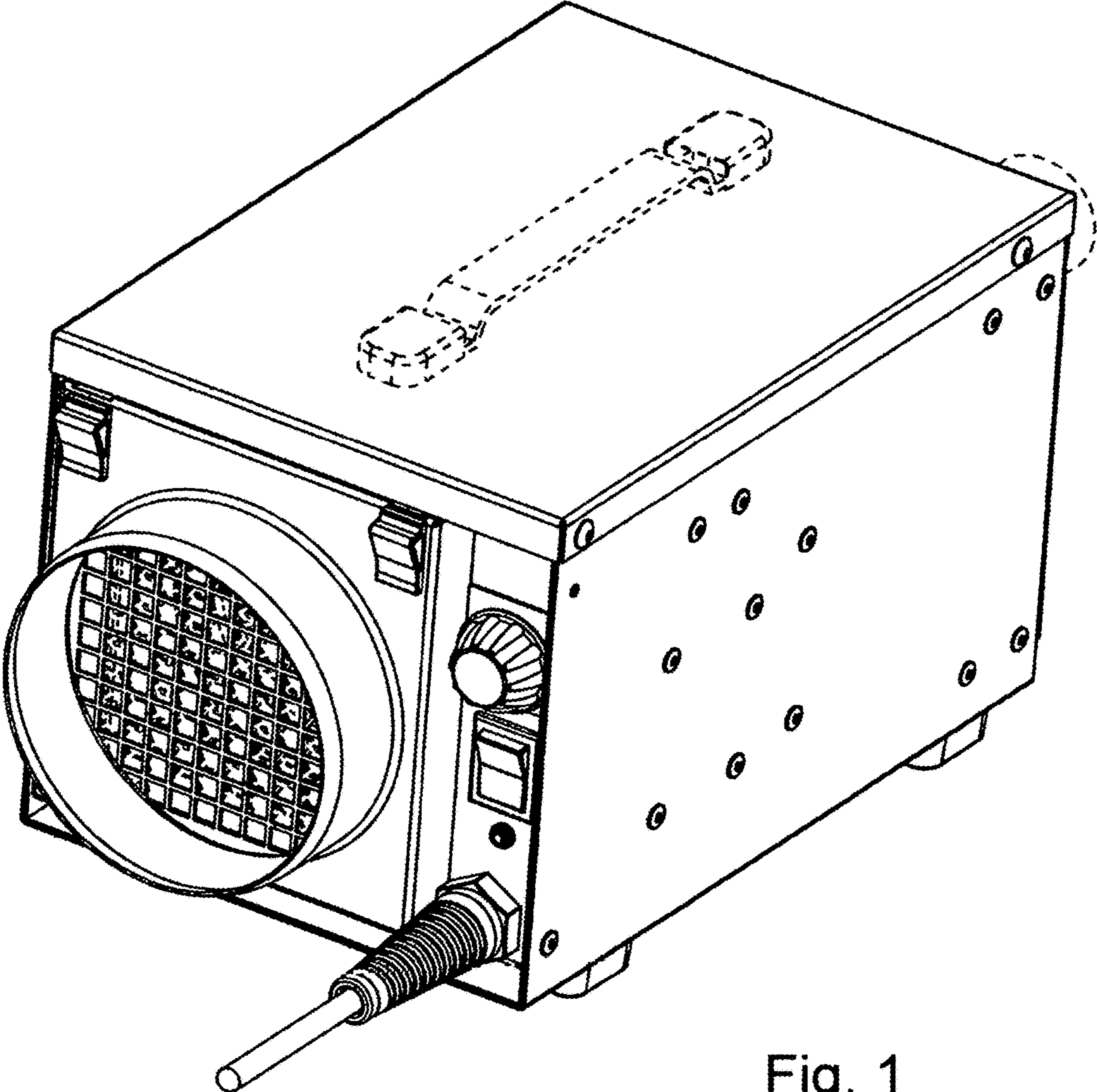


Fig. 1

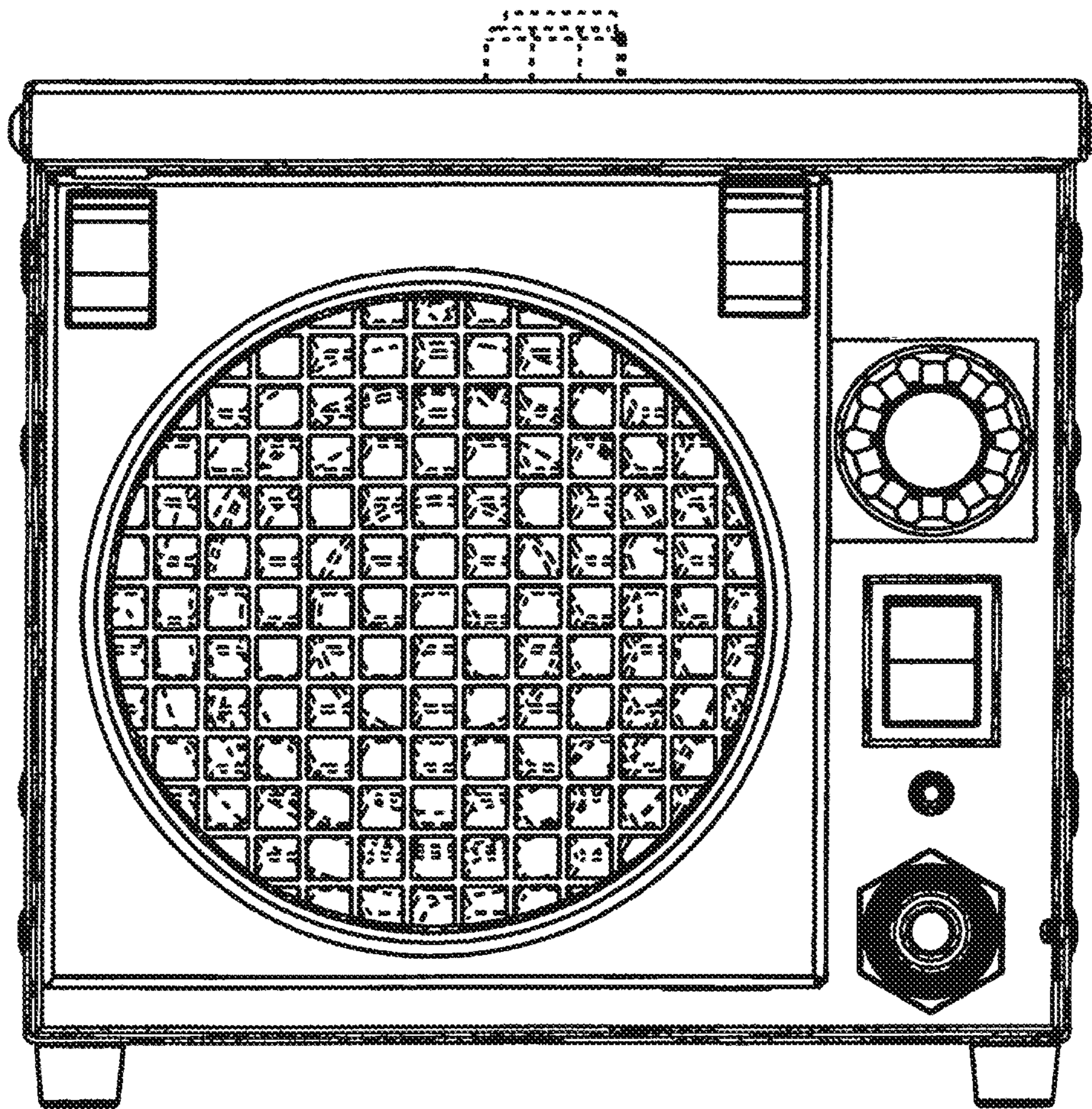


Fig. 2




Fig. 3

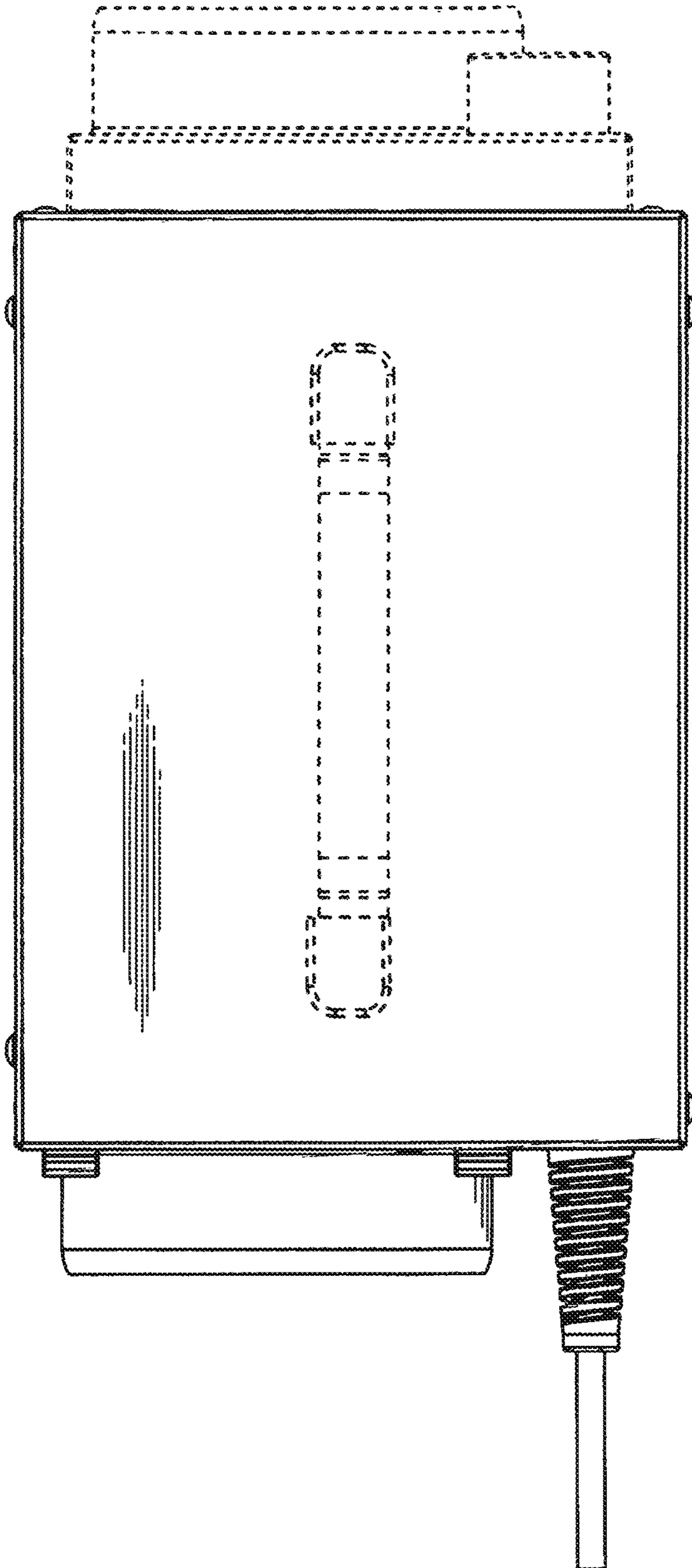


Fig. 4

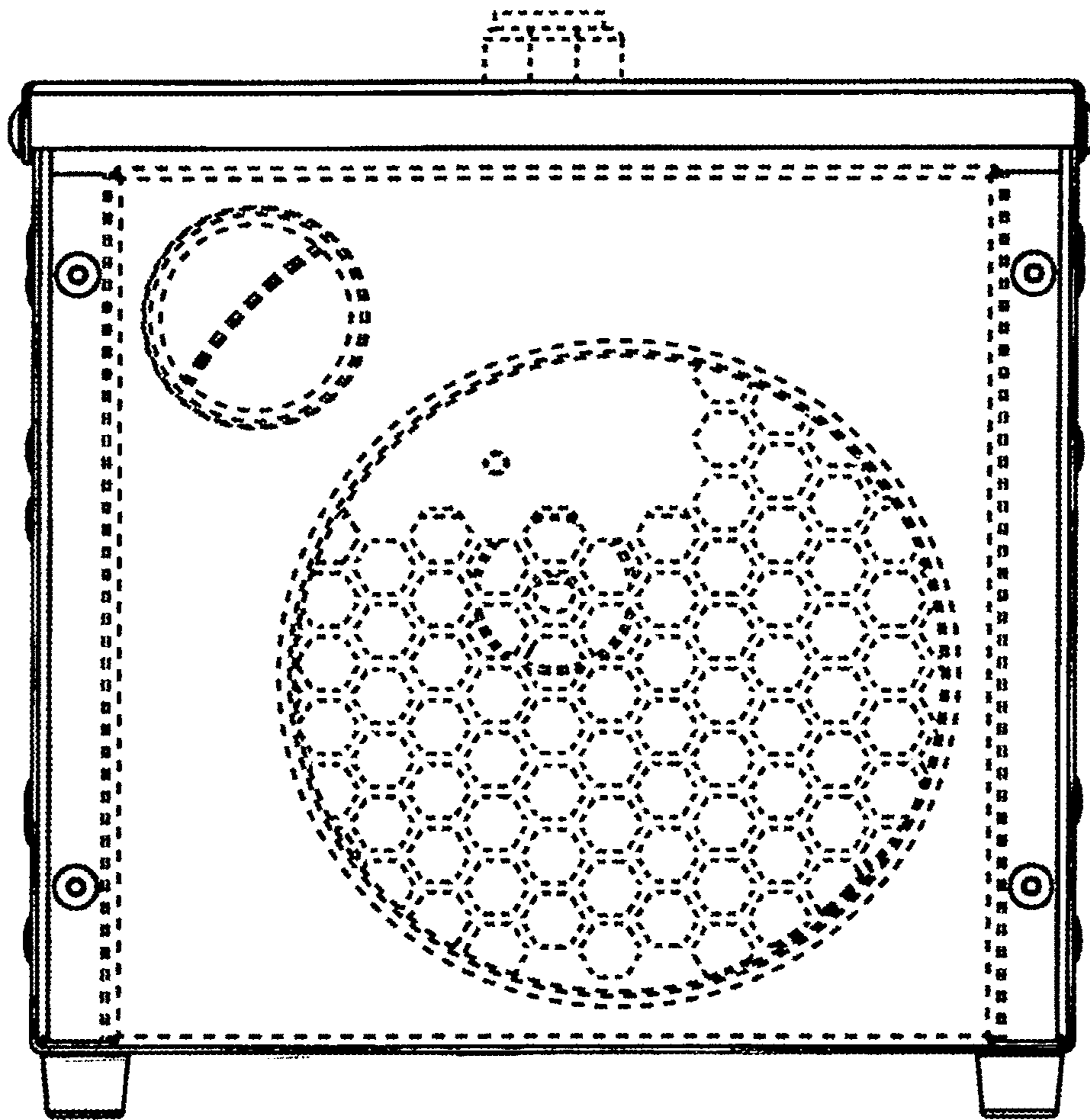


Fig. 5

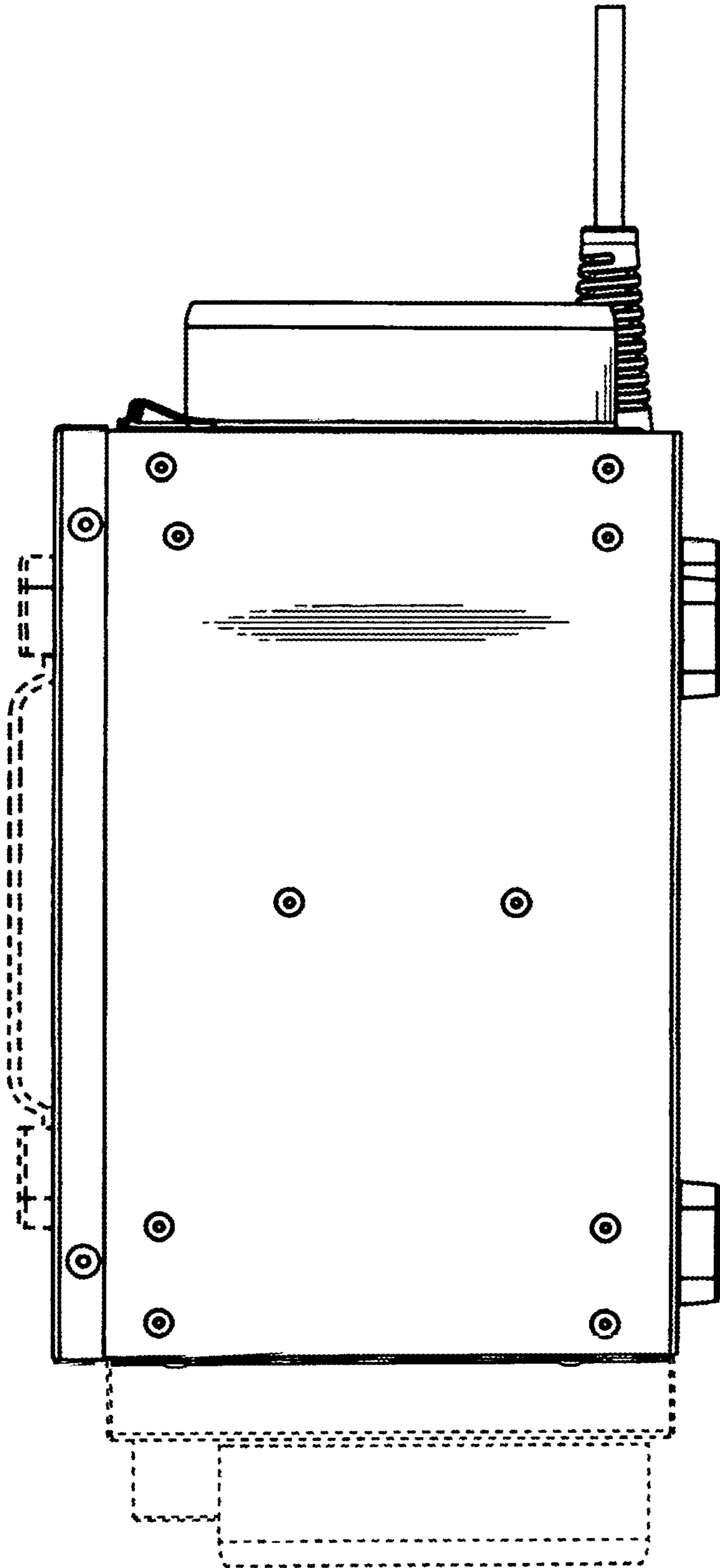


Fig. 6

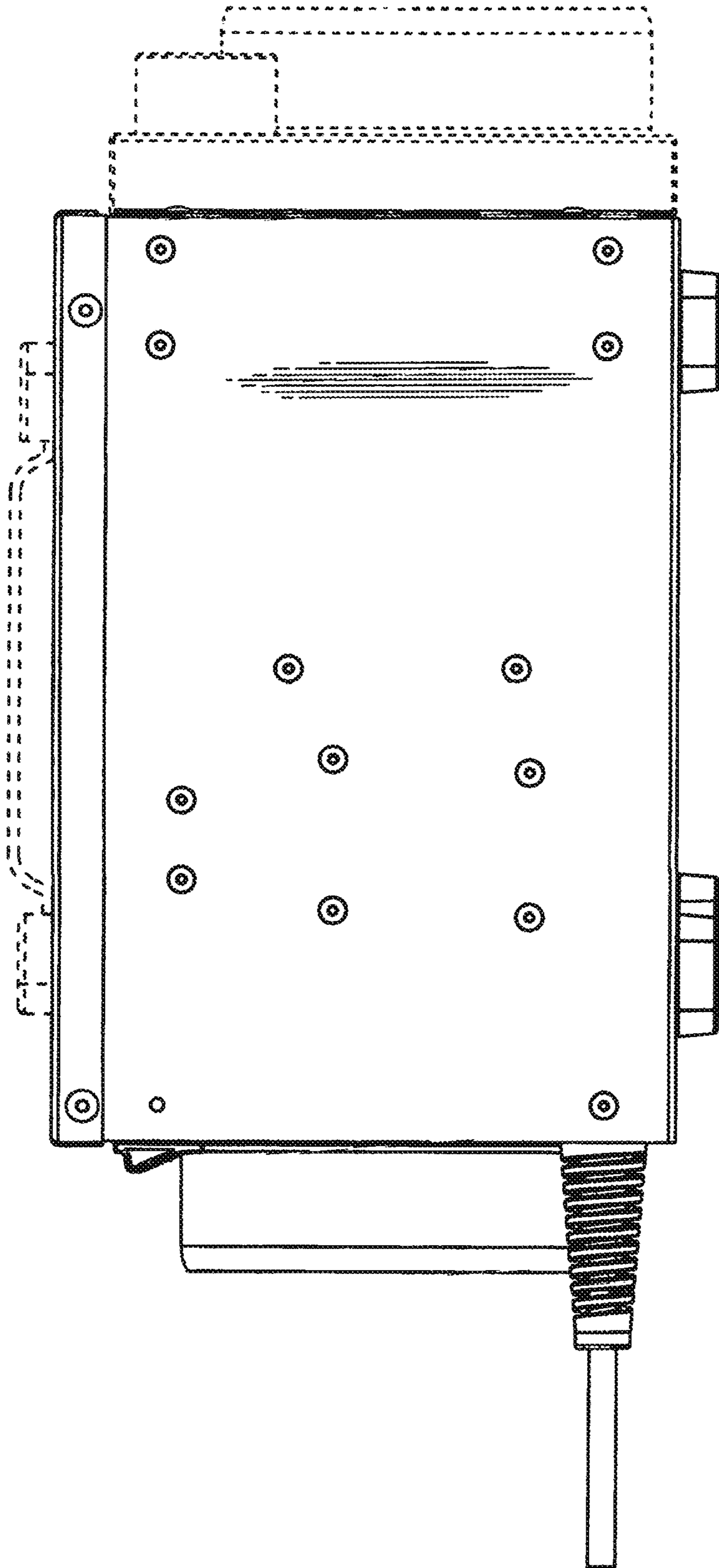


Fig. 7