



US00D886267S

(12) **United States Design Patent** (10) **Patent No.:** **US D886,267 S**  
**Hamilton et al.** (45) **Date of Patent:** **\*\* Jun. 2, 2020**

- (54) **HUMIDIFIER HEATERBASE**
- (71) Applicant: **Fisher & Paykel Healthcare Limited**, Auckland (NZ)
- (72) Inventors: **Mark Samuel Hamilton**, Auckland (NZ); **Paul Fleming Buckley**, Auckland (NZ); **Stephen David Evans**, Auckland (NZ); **Bruce Gordon Holyoake**, Auckland (NZ); **Jason Allan Klenner**, Auckland (NZ)
- (73) Assignee: **Fisher & Paykel Healthcare Limited**, Auckland (NZ)
- (\*\*) Term: **15 Years**
- (21) Appl. No.: **29/584,852**
- (22) Filed: **Nov. 17, 2016**

**Related U.S. Application Data**

- (62) Division of application No. 29/521,116, filed on Mar. 19, 2015, now Pat. No. Des. 772,388.
- (51) **LOC (12) Cl.** ..... **23-04**
- (52) **U.S. Cl.**  
USPC ..... **D23/356**
- (58) **Field of Classification Search**  
USPC ..... D23/355, 356, 359, 360, 364, 366, 368, D23/386, 332; D15/79; 55/356, 473, 55/504; 422/120, 122; 96/97  
CPC .. A61L 9/16; A61L 9/22; B01D 47/00; B01D 47/027; B01D 2221/02; B01D 2259/4508; B03C 3/155; F24F 3/16; F24F 13/20; F24F 13/28; F24F 2001/0096; F24F 3/1405; F24F 3/1603; F24F 13/222  
See application file for complete search history.

- (56) **References Cited**  
U.S. PATENT DOCUMENTS  
D98,664 S 2/1936 Edelman  
D208,514 S 9/1967 Hartwell  
D242,565 S \* 11/1976 Green ..... D21/325  
D337,817 S 7/1993 Brock  
D421,648 S 3/2000 Jane  
D425,976 S 5/2000 Stutzer  
D430,656 S 9/2000 Farrage  
D496,407 S \* 9/2004 Gadda ..... D21/325  
D542,900 S 5/2007 Snow  
D559,371 S 1/2008 Snow  
D559,917 S \* 1/2008 Cole ..... D21/369  
(Continued)

*Primary Examiner* — Nathan M Johnston  
(74) *Attorney, Agent, or Firm* — Knobbe, Martens, Olson & Bear, LLP

(57) **CLAIM**  
The ornamental design for a humidifier heaterbase, as shown and described.

**DESCRIPTION**

The patent or application file contains at least one drawing executed in color. Copies of this patent or patent application publication with color drawing(s) will be provided by the Office upon request and payment of the necessary fee.  
FIG. 1 is a top, front and right side perspective view of a humidifier heaterbase embodying our new design.  
FIG. 2 is a top, rear and left side perspective view thereof.  
FIG. 3 is a front view thereof.  
FIG. 4 is a rear view thereof.  
FIG. 5 is a right side view thereof.  
FIG. 6 is a left side view thereof.  
FIG. 7 is a top view thereof; and,  
FIG. 8 is a bottom view thereof.  
Broken lines are used to illustrate features of the humidifier heaterbase which form no part of the claimed design.

**1 Claim, 8 Drawing Sheets**  
**(8 of 8 Drawing Sheet(s) Filed in Color)**



(56)

**References Cited**

U.S. PATENT DOCUMENTS

D580,539	S	11/2008	Rittri	
D596,678	S *	7/2009	Myers .....	D21/370
D637,238	S *	5/2011	O'Keene .....	D21/370
D772,388	S *	11/2016	Hamilton .....	D23/356
D822,117	S *	7/2018	Costa .....	D21/325
D839,357	S *	1/2019	Steelman .....	D21/369
D842,929	S *	3/2019	Hung .....	D21/325
10,245,407	B2 *	4/2019	Osborne .....	A61M 16/16
2012/0146251	A1 *	6/2012	Heine .....	A61M 16/16 261/128
2014/0238394	A1 *	8/2014	Buechi .....	G01J 5/0014 128/203.14
2015/0027204	A1	1/2015	Stoks et al.	
2015/0096560	A1	4/2015	Klenner et al.	

\* cited by examiner





FIG. 1





FIG. 2





FIG. 3





FIG. 4





FIG. 5






FIG. 6






FIG. 7






FIG. 8