



US00D886266S

(12) **United States Design Patent**
Tan et al.

(10) **Patent No.:** **US D886,266 S**
(45) **Date of Patent:** **** Jun. 2, 2020**

(54) **WINDOW-TYPE AIR CONDITIONERS WITH AIR OUTLETS AT INCLINED TOP**

(71) Applicant: **GREE ELECTRIC APPLIANCES, INC. OF ZHUHAI**, Zhuhai (CN)

(72) Inventors: **Jiaying Tan**, Zhuhai (CN); **Sha Li**, Zhuhai (CN); **Linjun Yu**, Zhuhai (CN); **Zhaoyang Wu**, Zhuhai (CN); **Weirui Liu**, Zhuhai (CN)

(**) Term: **15 Years**

(21) Appl. No.: **29/679,038**

(22) Filed: **Feb. 1, 2019**

(51) **LOC (12) Cl.** **23-04**

(52) **U.S. Cl.**
USPC **D23/351**

(58) **Field of Classification Search**
USPC D23/333, 351-354, 388
CPC F24F 1/00; F24F 1/0007; F24F 1/02; F24F 1/08; F24F 1/42; F24F 1/56; F24F 1/60; F24F 3/044; F24F 3/048; F24F 3/16; G05D 23/1905; G05D 23/1932; G05D 23/1902; G05D 23/1931; G05B 19/0426; G05B 19/409; G05B 15/02
See application file for complete search history.

(56) **References Cited**

U.S. PATENT DOCUMENTS

D464,719 S *	10/2002	Choi	D23/353
D465,017 S *	10/2002	Choi	D23/353
D465,563 S *	11/2002	Lee	D23/353
D466,600 S *	12/2002	Jung	D23/353
D495,408 S *	8/2004	Song	D23/353
D523,542 S *	6/2006	Oh	D23/353
D524,431 S *	7/2006	Oh	D23/353

D616,084 S *	5/2010	Lingrey	D23/353
D820,419 S *	6/2018	Yin	D23/351
D820,420 S *	6/2018	Yin	D23/351
D820,961 S *	6/2018	Yin	D23/351
D846,721 S *	4/2019	Gan	D23/351
D847,316 S *	4/2019	Gan	D23/351
D847,319 S *	4/2019	Yang	D23/351
D847,320 S *	4/2019	Gan	D23/351
D847,963 S *	5/2019	Gan	D23/351
D848,592 S *	5/2019	Zhang	D23/351
D860,422 S *	9/2019	Zhou	D23/351

* cited by examiner

Primary Examiner — Natasha Vujcic
(74) *Attorney, Agent, or Firm* — W&K IP


(57) **CLAIM**

The ornamental design for a window-type air conditioners with air outlets at inclined top, as shown and described.

DESCRIPTION

FIG. 1 is a perspective view of embodiment one of a window-type air conditioners with air outlets at inclined top; FIG. 2 is a front elevation view thereof; FIG. 3 is a rear elevation view thereof; FIG. 4 is a left side view thereof; FIG. 5 is a right side view thereof; FIG. 6 is a top plan view thereof; FIG. 7 is a bottom plan view thereof; FIG. 8 is a perspective view of embodiment two of a window-type air conditioners with air outlets at inclined top; FIG. 9 is a front elevation view thereof; FIG. 10 is a rear elevation view thereof; FIG. 11 is a left side view thereof; FIG. 12 is a right side view thereof; FIG. 13 is a top plan view thereof; and, FIG. 14 is a bottom plan view thereof.

1 Claim, 14 Drawing Sheets






FIG.1




FIG.2




FIG.3




FIG.4




FIG.5

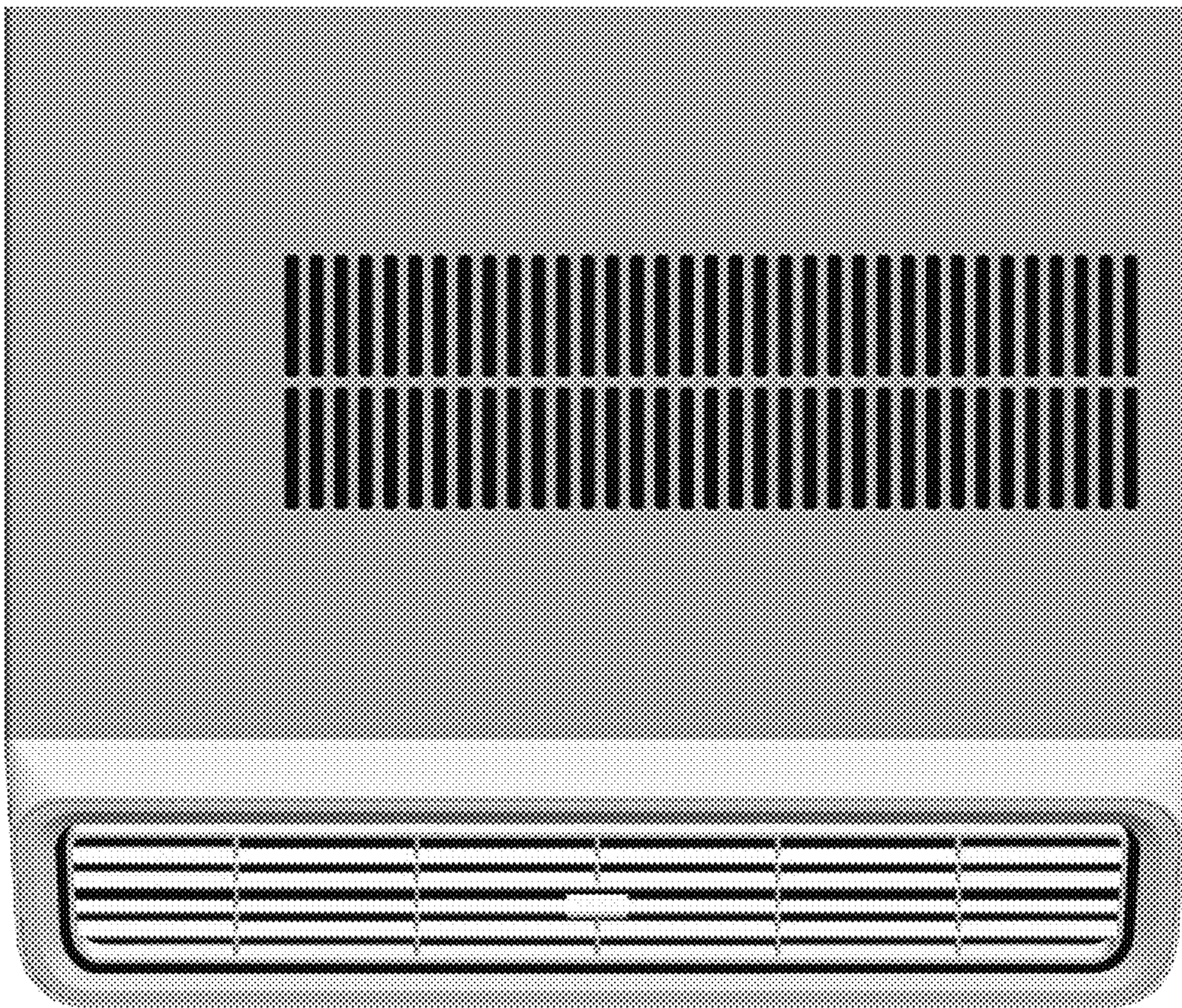


FIG. 6



FIG. 7




FIG.8




FIG.9




FIG.10




FIG.11




FIG.12




FIG.13




FIG.14