



US00D886258S

(12) **United States Design Patent**
Sakamoto

(10) **Patent No.:** **US D886,258 S**

(45) **Date of Patent:** **** Jun. 2, 2020**

(54) **HEATER**

(71) Applicant: **IRIS OHYAMA INC.**, Sendai-shi,
Miyagi (JP)

(72) Inventor: **Masaharu Sakamoto**, Kakuda (JP)

(73) Assignee: **IRIS OHYAMA INC.**, Sendai-shi (JP)

(**) Term: **15 Years**

(21) Appl. No.: **29/669,075**

(22) Filed: **Nov. 5, 2018**

(30) **Foreign Application Priority Data**

May 10, 2018 (JP) 2018-010153

(51) **LOC (12) Cl.** **23-03**

(52) **U.S. Cl.**
USPC **D23/332**

(58) **Field of Classification Search**
USPC D23/314, 317, 318, 324, 325, 327, 329,
D23/332, 333, 334, 335, 336, 337, 338,
D23/339, 340, 341, 342, 351, 355, 356,
D23/359, 360, 364, 366

CPC F24F 6/00; F24F 2006/008; F24F 6/02;
F24F 6/12; F24F 5/0035; F24H 9/2071;
F24H 9/0052; F24H 9/02; F24H 3/006;
F24H 3/002; F24H 3/00; F24H 3/02;
F24H 3/022; F24H 3/0411; F24H 3/0417;
F24H 3/0488; F24H 9/0073; F24H
9/1881; F24D 19/06; F23D 14/36
See application file for complete search history.

(56) **References Cited**

U.S. PATENT DOCUMENTS

D634,828 S * 3/2011 Nakamura D23/355
D643,520 S * 8/2011 Choi D23/364

D799,015 S * 10/2017 Tang D23/364
D835,764 S * 12/2018 Farone D23/364
D840,010 S * 2/2019 Schumann D23/342
D846,102 S * 4/2019 Pellerin D23/332
2019/0383503 A1* 12/2019 Kim F24F 6/02

FOREIGN PATENT DOCUMENTS

JP 11257753 A * 9/1999
JP 2005069543 A * 3/2005
JP 1359766 S 5/2009
JP 2011169512 A * 9/2011

OTHER PUBLICATIONS

Healthy air comfortable in my home. Air cleaner, (Nov. 30, 1992),
p. 6, EH364-C, (Japanese Patent Office Design Patent Department,
publicly known reference No. HC05011547).

(Continued)

Primary Examiner — T Chase Nelson

Assistant Examiner — Ania Aman

(74) *Attorney, Agent, or Firm* — Stuebaker & Brackett
PC

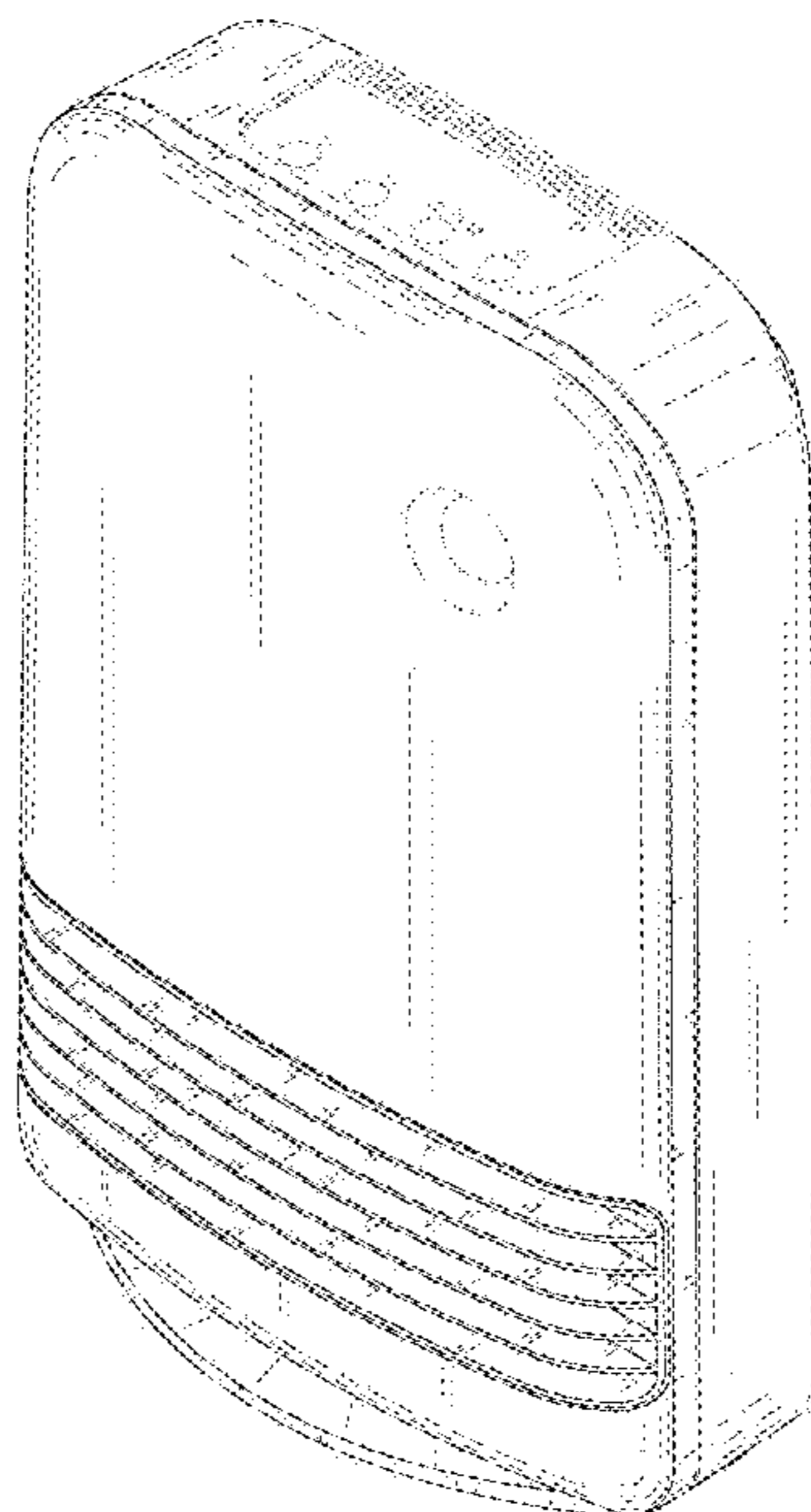
(57) **CLAIM**

The ornamental design for a heater, as shown and described.

DESCRIPTION

FIG. 1 is a front, top and right-side perspective view of a
heater showing my new design;
FIG. 2 is a front view thereof;
FIG. 3 is a rear view thereof;
FIG. 4 is a top view thereof;
FIG. 5 is a bottom view thereof;
FIG. 6 is a right-side view thereof; and,
FIG. 7 is a left-side view thereof.
The broken lines shown represent unclaimed subject matter
of the heater and form no part of the claimed design.

1 Claim, 7 Drawing Sheets



(56)

References Cited

OTHER PUBLICATIONS

The Interior Appliance Collection 2012-13 Autumn&Winter, p. 9, CH-1210S, (Japanese Patent Office Design Patent Department, publicly known reference No. HC25007272).

China design No. 12-18, (May 2, 2012), CN301902892S, (Japanese Patent Office Design Patent Department, publicly known reference No. HH24003234).

An Office Action; "Notice of Allowance," mailed by the Japanese Patent Office dated Apr. 2, 2019, which corresponds to Japanese Design Application No. 2018-010153 and is related to Design U.S. Appl. No. 29/669,075; with English language concise explanation. Healthy air comfortable in my home. Air cleaner, (Nov. 30, 1992), p. 6, EH364-C, (Japan Patent Office Design Patent Department, publicly known reference No. HC05011547).

The Interior Appliance Collection 2012-13 Autumn&Winter, p. 9, CH-1210S, (Japan Patent Office Design Patent Department, publicly known reference No. HC25007272), Publication date: Jul. 31, 2013.

China design No. 12-18, (May 2, 2012), CN301902892S, (Japan Patent Office Design Patent Department, publicly known reference No. HH24003234).

China design No. 14-37, (Sep. 10, 2014), CN302938271S, (Japan Patent Office Design Patent Department, publicly known reference No. HH26007504).

Arc Land Sakamoto Co., Ltd., written in Home Page, 458228777658, Japan Patent Office Design Patent Department, publicly known reference No. HJ27037545), Publication date: Oct. 31, 2015.

Cecile Co., Ltd., written in Home Page, CV-706, (Japan Patent Office Design Patent Department, publicly known reference No. HJ25045839), Publication date: Oct. 29, 2013.

Yamazaki Co., Ltd., written in Home Page, DF-RL12, (Japan Patent Office Design Patent Department, publicly known reference No. HJ21035472), Publication date Nov. 2, 2009.

* cited by examiner

FIG. 1

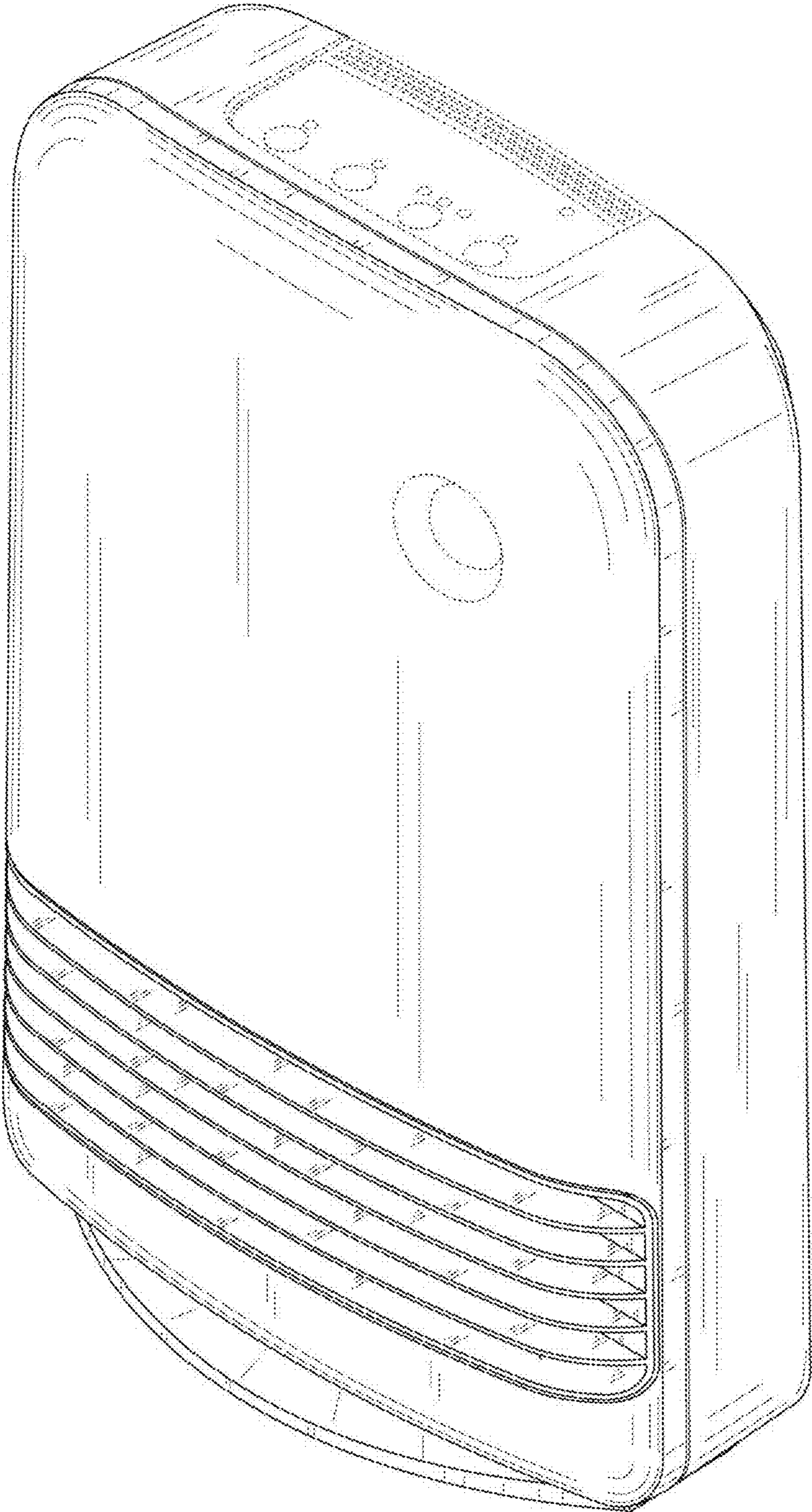


FIG.2




FIG.3




FIG. 4

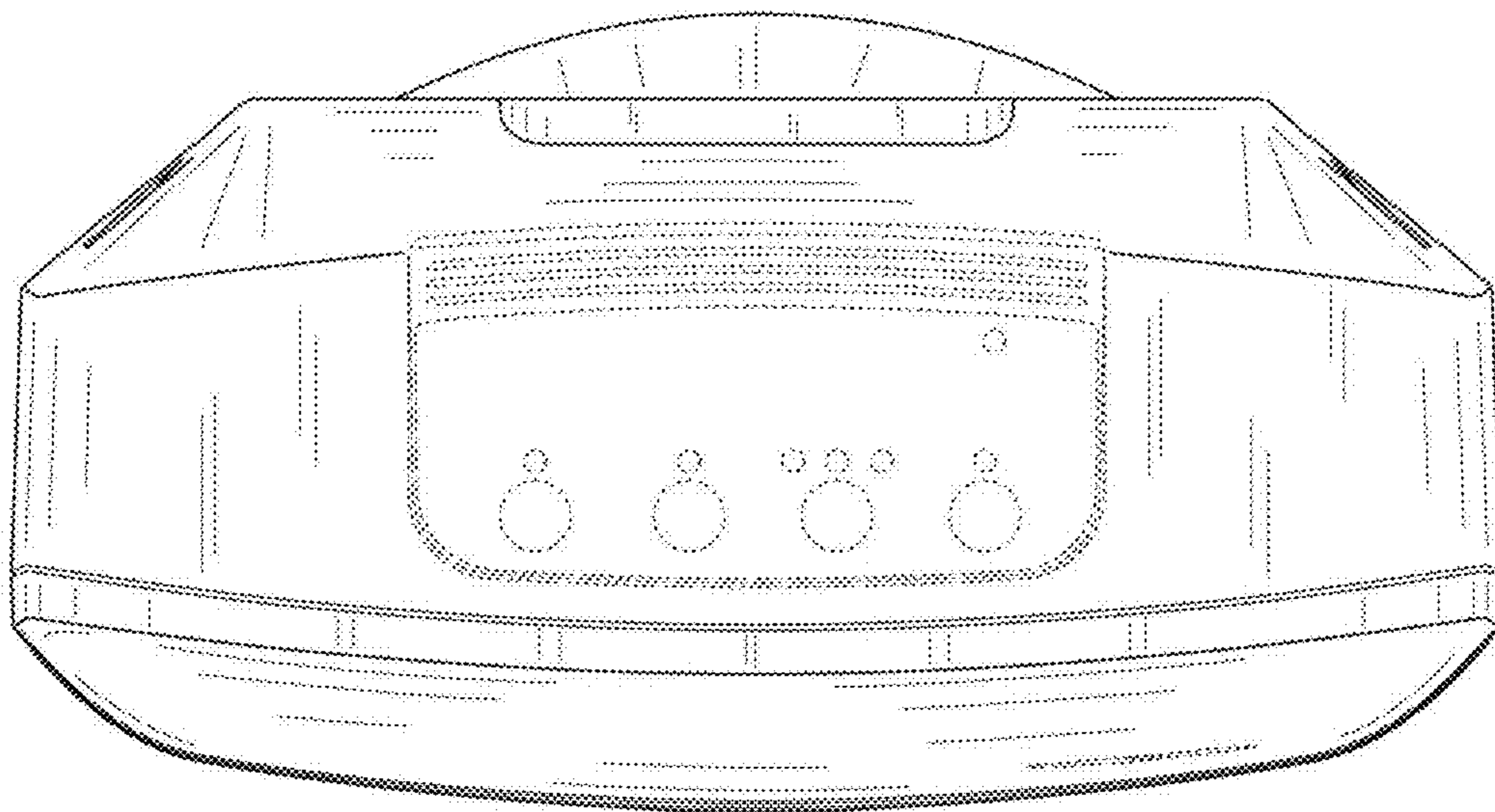


FIG. 5

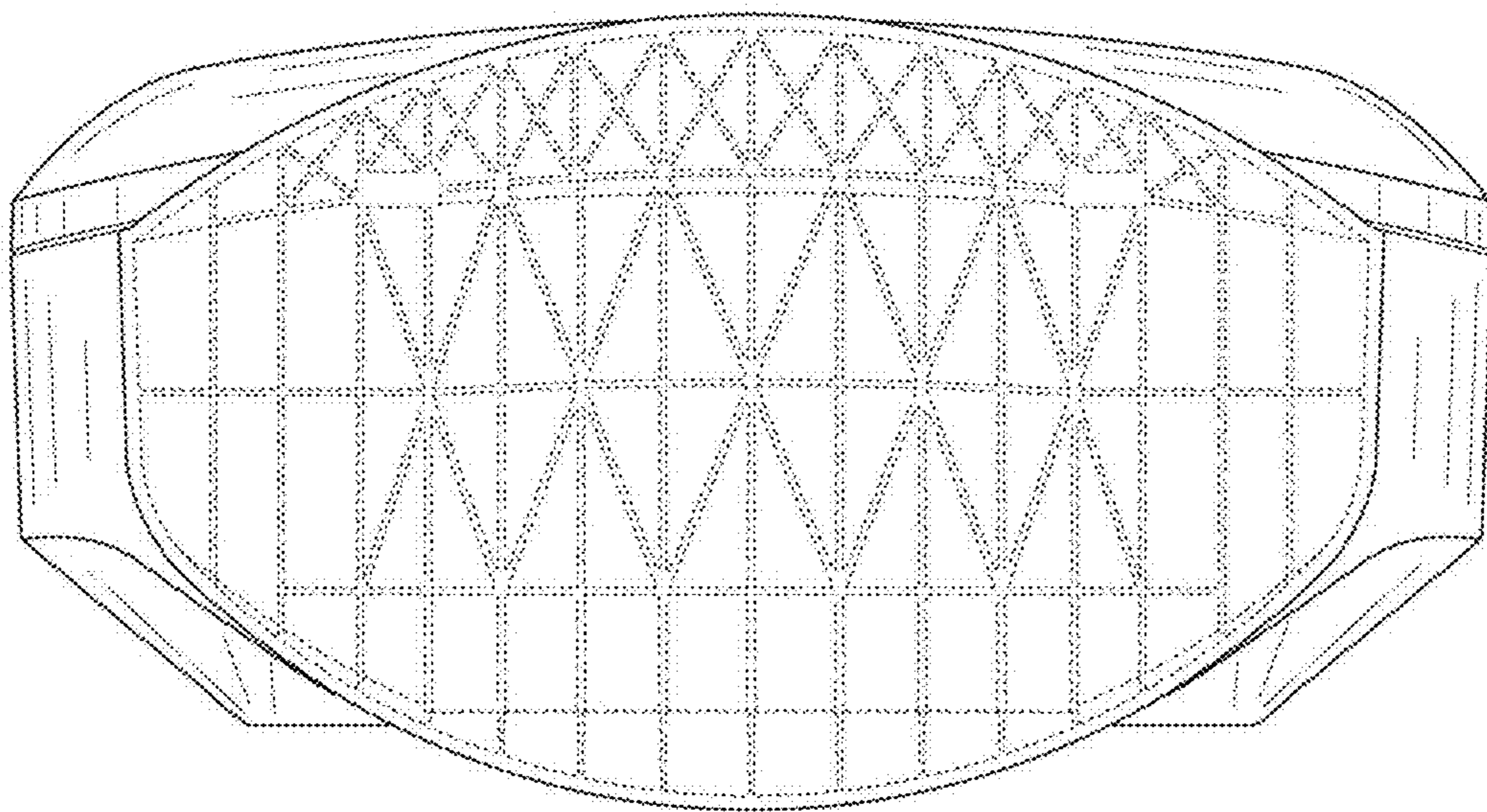


FIG.6

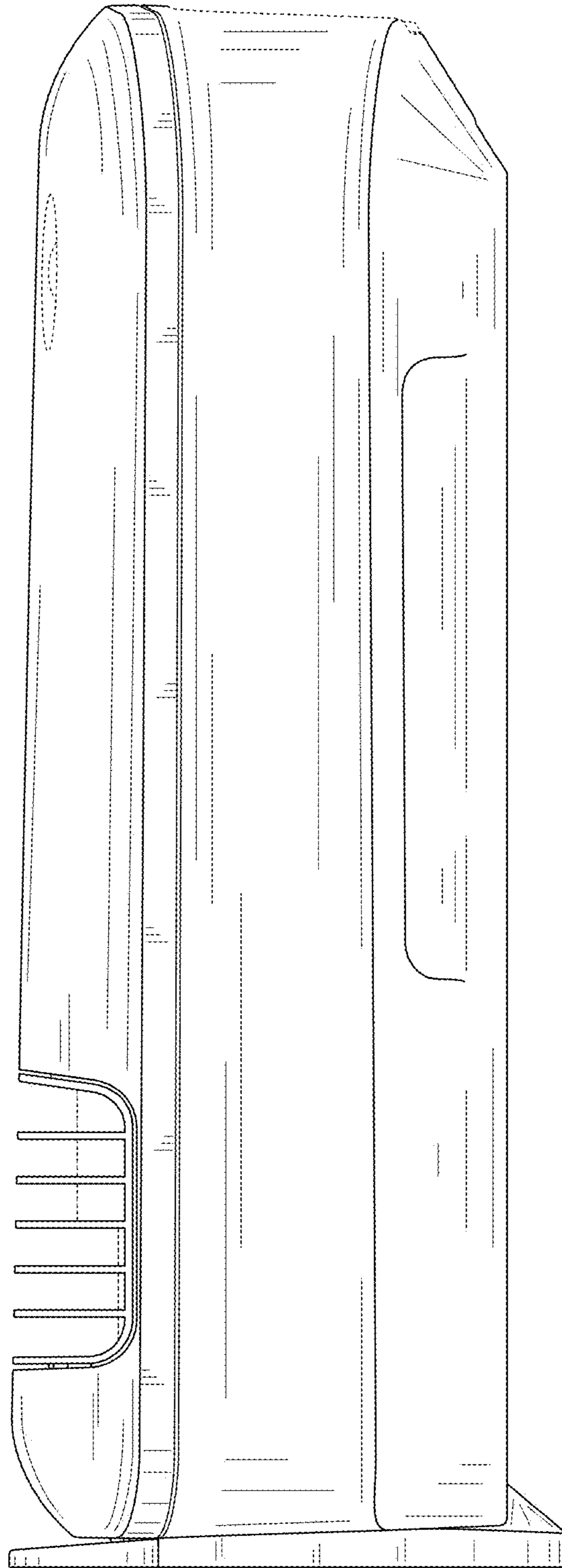


FIG.7

