



US00D886251S

(12) **United States Design Patent**  
**Mezzalira**

(10) **Patent No.:** **US D886,251 S**  
(45) **Date of Patent:** **\*\* Jun. 2, 2020**

(54) **FLEXIBLE PIPE**  
(71) Applicant: **Fitt S.p.A.**, Sandrigo, Vicenza (IT)  
(72) Inventor: **Alessandro Mezzalira**, Vicenza (IT)  
(73) Assignee: **FITT S.p.A.**, Sandrigo (VI) (IT)

(\*\*) Term: **15 Years**  
(21) Appl. No.: **29/638,671**  
(22) Filed: **Feb. 28, 2018**

(30) **Foreign Application Priority Data**

Sep. 20, 2017 (EM) ..... 004363919-0001

(51) **LOC (12) Cl.** ..... **23-01**  
(52) **U.S. Cl.**  
USPC ..... **D23/266**

(58) **Field of Classification Search**  
USPC ..... D23/259, 266, 261–265, 268, 200, 233,  
D23/235, 237; 138/109–110, 118, 178,  
138/37, 39, 44, 123–124, 137, 140, 169;  
137/247.21, 351, 355.12, 899; 285/302,  
285/307–313, 394  
CPC ..... F16L 11/00; F16L 11/085; F16L 11/04;  
F16L 11/10; F16L 11/14  
See application file for complete search history.

(56) **References Cited**

U.S. PATENT DOCUMENTS

D184,225 S \* 1/1959 Greczin ..... D23/266  
3,049,901 A \* 8/1962 Greczin ..... D04B 1/102  
66/190  
D197,378 S \* 1/1964 Greczin ..... D23/266  
5,617,900 A \* 4/1997 Weil ..... F16L 11/125  
138/110  
D419,653 S \* 1/2000 Lidgett ..... D23/266  
D425,184 S \* 5/2000 Lidgett ..... D23/266  
6,199,594 B1 \* 3/2001 Mezzalira ..... F16L 11/085  
138/125

D499,465 S \* 12/2004 Paul, III ..... D23/266  
D612,917 S \* 3/2010 Eilertson ..... D23/266  
D623,278 S \* 9/2010 Eilertson ..... D23/266  
D642,245 S \* 7/2011 Mezzalira ..... D23/266  
D642,246 S \* 7/2011 Mezzalira ..... D23/266  
(Continued)

FOREIGN PATENT DOCUMENTS

CA 148576 2/2014  
CL 2012 2042 7/2012  
(Continued)

OTHER PUBLICATIONS

Heliflex “ Tubes With Soul” (2012) www.heliflex.pt.

*Primary Examiner* — Amy C Wierenga

(74) *Attorney, Agent, or Firm* — Kilyk & Bowersox,  
P.L.L.C.

(57) **CLAIM**

The ornamental design for a flexible pipe, as shown and described.

**DESCRIPTION**

FIG. 1 is a left-side, top, front perspective view showing my new design;

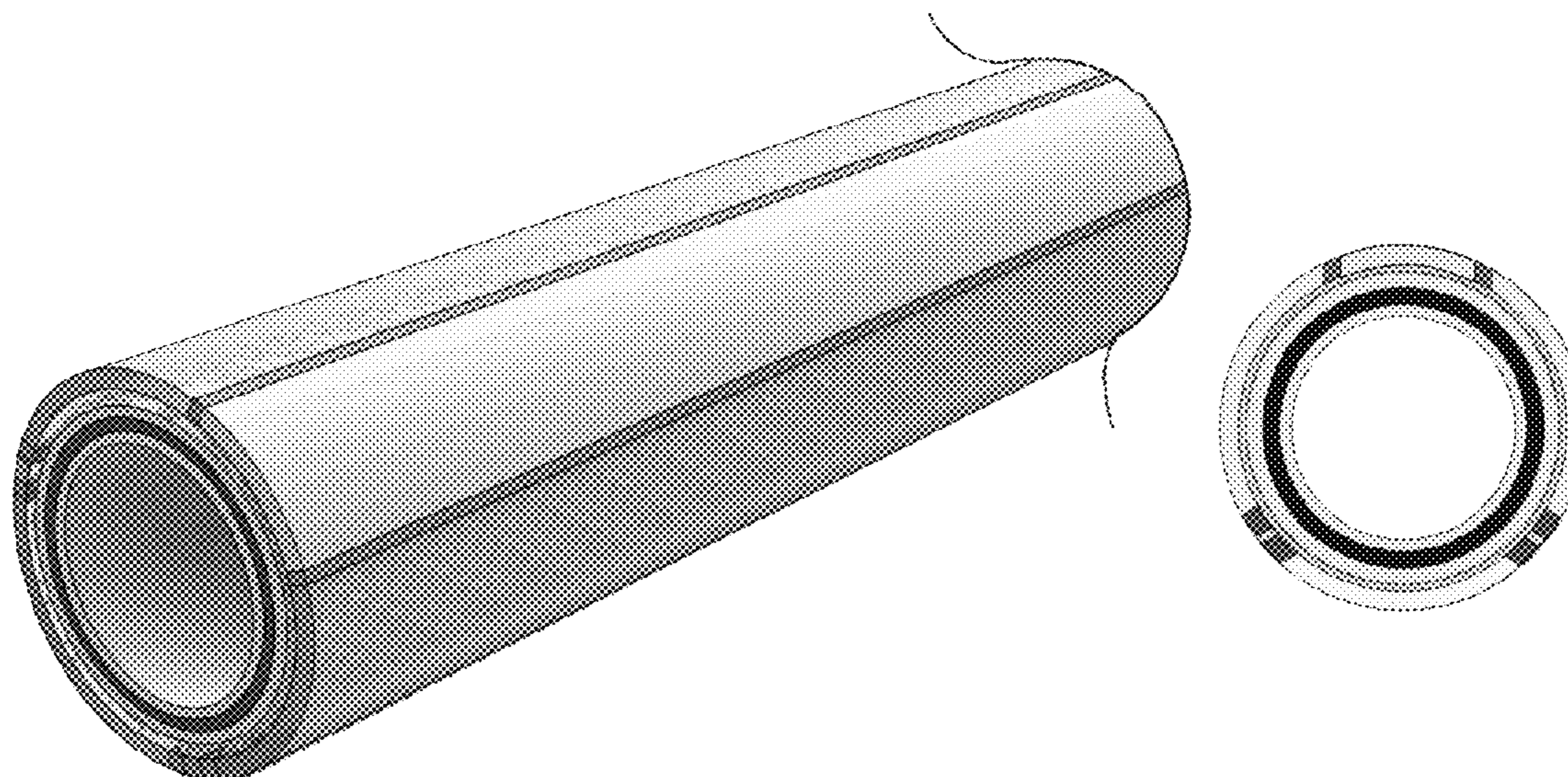
FIG. 2 is a left-side, end view of my new design, the right-side end view being a mirror image thereof;

FIG. 3 is a top view of my new design with the right-side of the view corresponding to the front of the view shown in FIG. 1; and,

FIG. 4 is a bottom view of my new design with the right-side of the view corresponding to the front of the view shown in FIG. 1.

The drawings show a flexible pipe. The flexible pipe is shown with a symbolic break at the back end thereof. The appearance of any portion of the article beyond the symbolic break forms no part of the claimed design.

**1 Claim, 4 Drawing Sheets**



(56)

**References Cited**

U.S. PATENT DOCUMENTS

8,057,877 B2 \* 11/2011 Mezzalira ..... B32B 1/08  
138/118  
RE44,000 E \* 2/2013 Mezzalira ..... D04B 1/225  
138/125  
8,770,233 B2 \* 7/2014 Mezzalira ..... D04B 1/225  
138/127  
D796,644 S \* 9/2017 Mirchandani ..... D23/266  
2009/0169784 A1 \* 7/2009 Mezzalira ..... B32B 1/08  
428/36.5  
2009/0205736 A1 \* 8/2009 Mezzalira ..... B32B 1/08  
138/137  
2011/0209791 A1 \* 9/2011 Mezzalira ..... D04B 1/102  
138/126  
2014/0110013 A1 \* 4/2014 Mezzalira ..... D04B 1/225  
138/124

FOREIGN PATENT DOCUMENTS

EM 002455980-0009 5/2014  
EM 002455980-0011 5/2014  
EM 002716639-0001 6/2015  
EM 002716639-0003 6/2015

\* cited by examiner

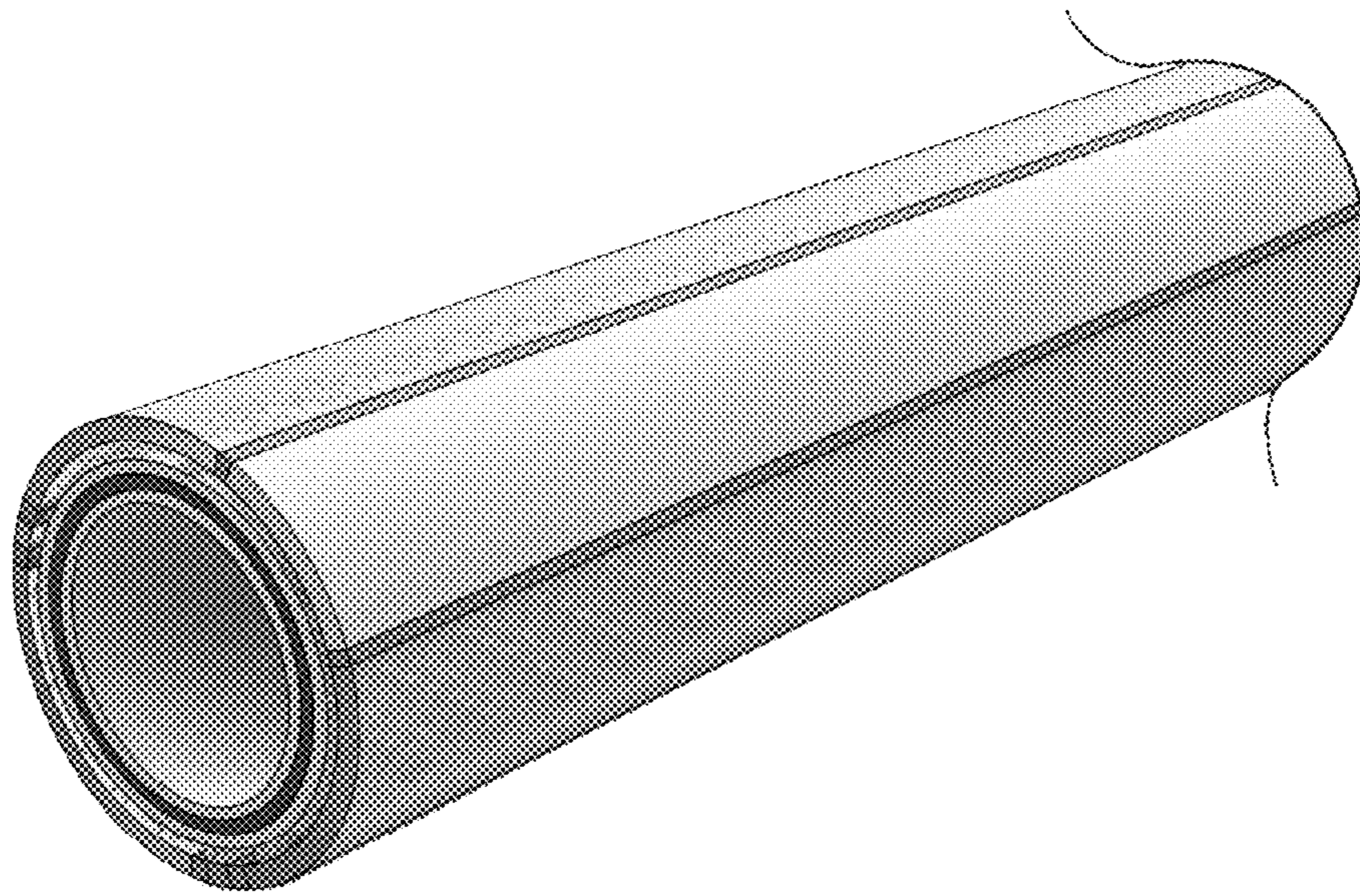


FIG. 1

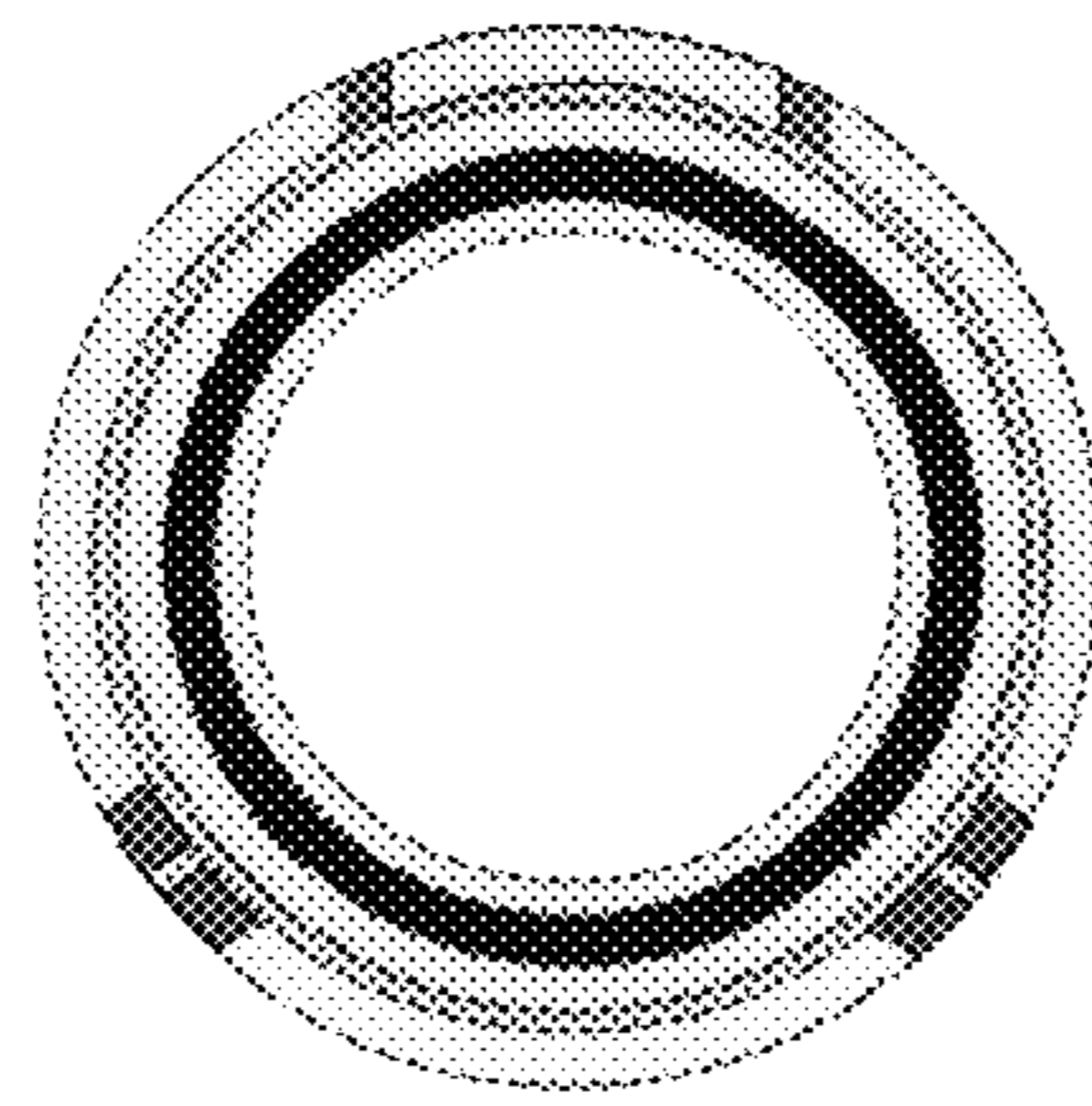


FIG. 2

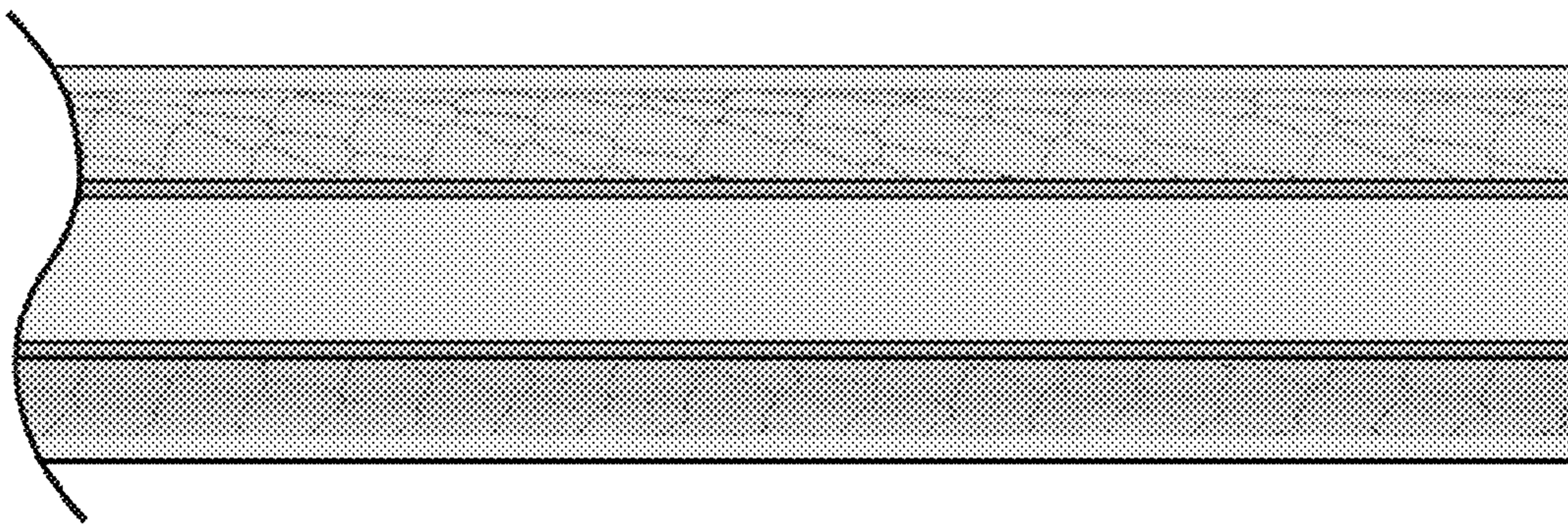


FIG. 3

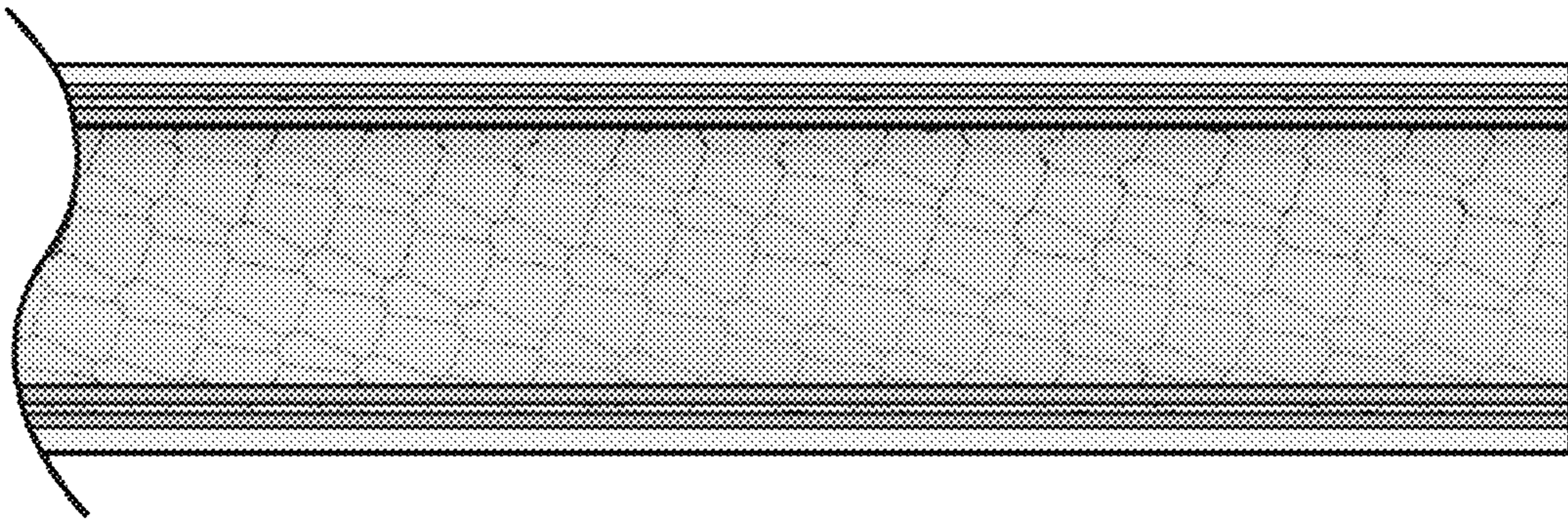


FIG. 4