



US00D886215S

(12) **United States Design Patent**
Chen

(10) **Patent No.:** **US D886,215 S**
(45) **Date of Patent:** **** Jun. 2, 2020**

(54) **BALANCE AND STRETCHING EXERCISE
DEVICE**
(71) Applicant: **BALANCE 1 CO., LTD.**, Tainan (TW)
(72) Inventor: **Tien-Ming Chen**, Tainan (TW)
(73) Assignee: **Balance 1 Co., Ltd.**, Tainan (TW)
(**) Term: **15 Years**

D553,308 S * 10/2007 Klein D30/199
D631,973 S * 2/2011 Imboden D24/215
D743,557 S * 11/2015 Pichette D24/184
D777,387 S * 1/2017 Zhou D32/31
D780,930 S * 3/2017 Neel D24/184
D815,460 S * 4/2018 Beyda D6/601
D827,141 S * 8/2018 Pichette D24/184
D869,218 S * 12/2019 Graves D7/332
D870,778 S * 12/2019 Johnson D15/21
D870,828 S * 12/2019 Dicharry D21/688
2013/0190150 A1* 7/2013 Delisle A63B 21/075
482/141
2014/0371041 A1* 12/2014 Terpstra A63B 22/18
482/146

(21) Appl. No.: **29/662,680**

(22) Filed: **Sep. 7, 2018**

(51) **LOC (12) Cl.** **21-02**

(52) **U.S. Cl.**
USPC **D21/688**

(58) **Field of Classification Search**
USPC 108/51.11; 128/202.18, 845;
297/180.11, 391, 394, 452.26, 452.48;
5/401, 417, 419, 420, 600, 630-636, 646,
5/652, 653, 655.4, 655, 690, 730, 933,
5/946, 947; D21/686, 688, 803, 804,
D21/805, 809; D24/183, 184, 190, 191,
D24/234; D25/102, 112, 113, 119;
D32/31, 40, 43; D6/349, 375, 512, 596,
D6/601, 604, 716.1; 601/27, 28;
D15/21; D3/203.2; 482/141, 146;
D13/102
CPC A63B 21/00047; A63B 21/4039; A63B
2022/185; A63B 21/075; A63B 22/18;
A47C 20/04; A61H 1/008; A61F 5/0093;
A47G 9/10; B60N 2/882
See application file for complete search history.

(56) **References Cited**

U.S. PATENT DOCUMENTS

D118,295 S * 12/1939 Tropauer D6/349
D317,405 S * 6/1991 Yasika D3/203.2
D420,973 S * 2/2000 Kalarney D13/102
D546,961 S * 7/2007 Wu D24/215

OTHER PUBLICATIONS

Amazon, "Balance 1 Wobble Fitness Chair", Dec. 13, 2018. https://www.amazon.com/Balance-Fitness-Wobble-Stool-Balance-Training/dp/B07J28Z7DM/ref=cm_cr_ar_p_d_product_top?ie=UTF8. Shown on p. 1. (Year: 2018).*

* cited by examiner

Primary Examiner — Cynthia Ramirez
Assistant Examiner — Michael A Maharajh
(74) *Attorney, Agent, or Firm* — Rosenberg, Klein & Lee

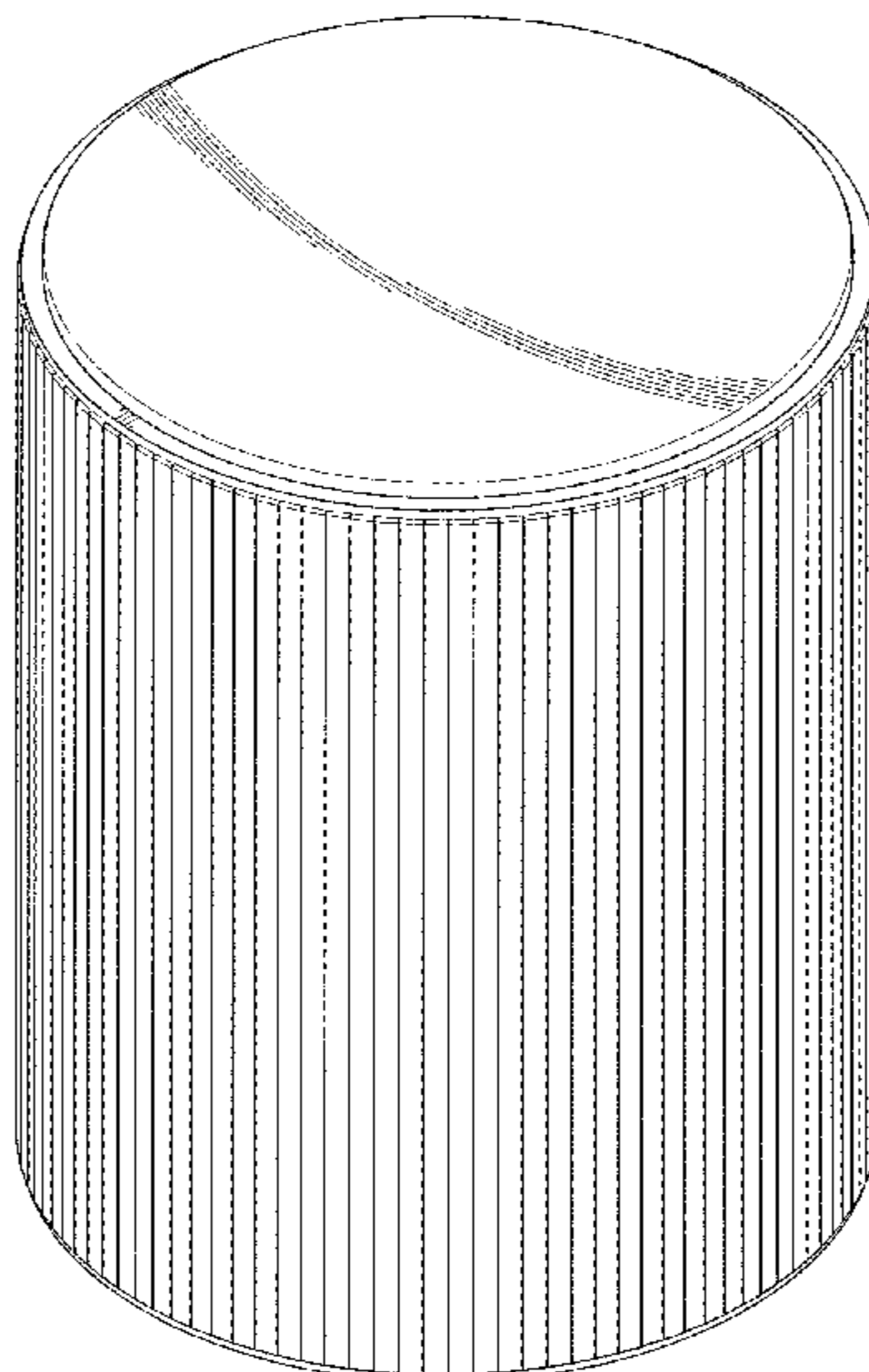
(57) **CLAIM**

The ornamental design for a balance and stretching exercise device, as shown and described.

DESCRIPTION

FIG. 1 is a perspective view of a balance and stretching exercise device showing my new design; FIG. 2 is a front elevational view thereof; FIG. 3 is a rear elevational view thereof; FIG. 4 is a left side elevational view thereof; FIG. 5 is a right side elevational view thereof; FIG. 6 is a top plan view thereof; and, FIG. 7 is a bottom plan view thereof.

1 Claim, 7 Drawing Sheets



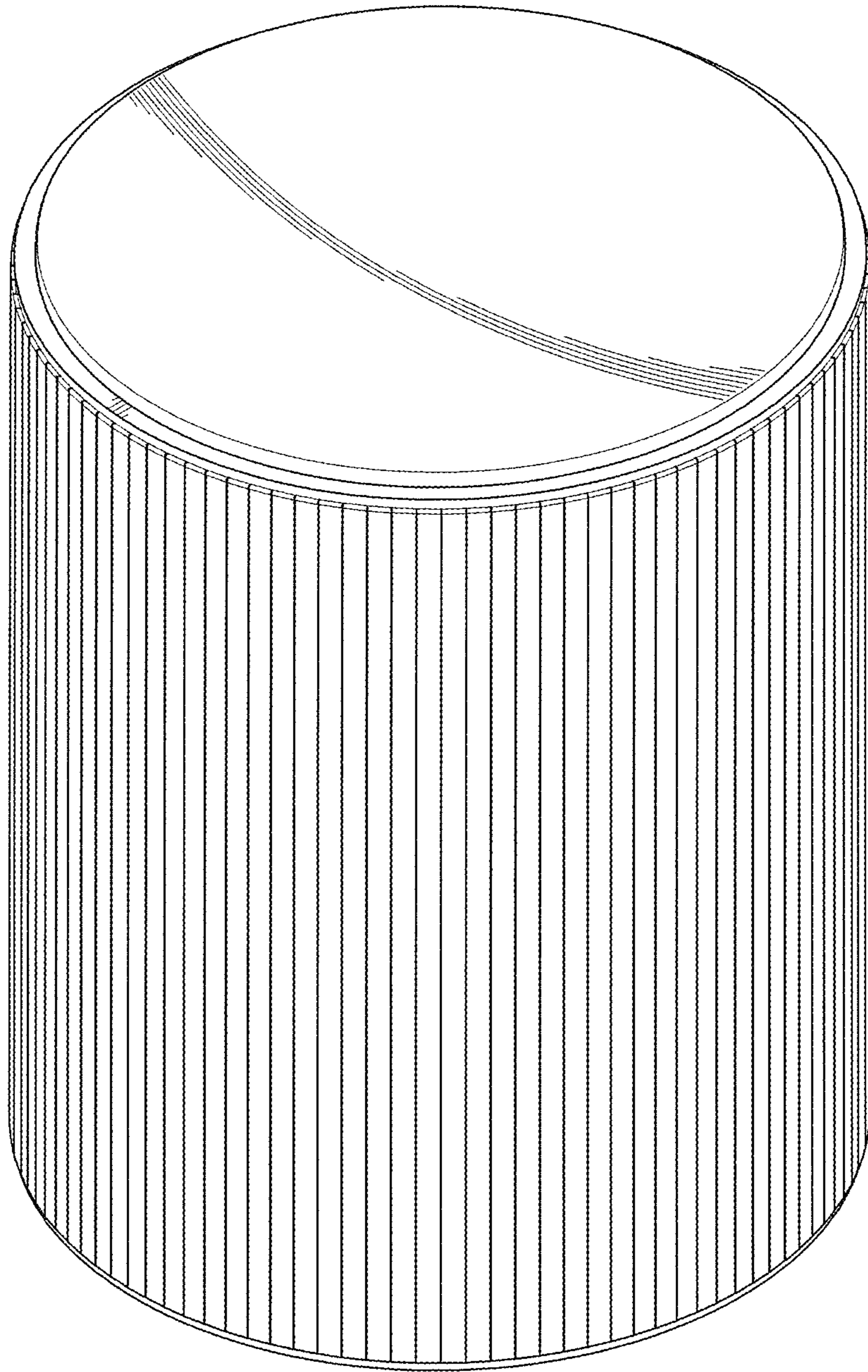


FIG. 1




FIG. 2




FIG. 3




FIG. 4




FIG. 5

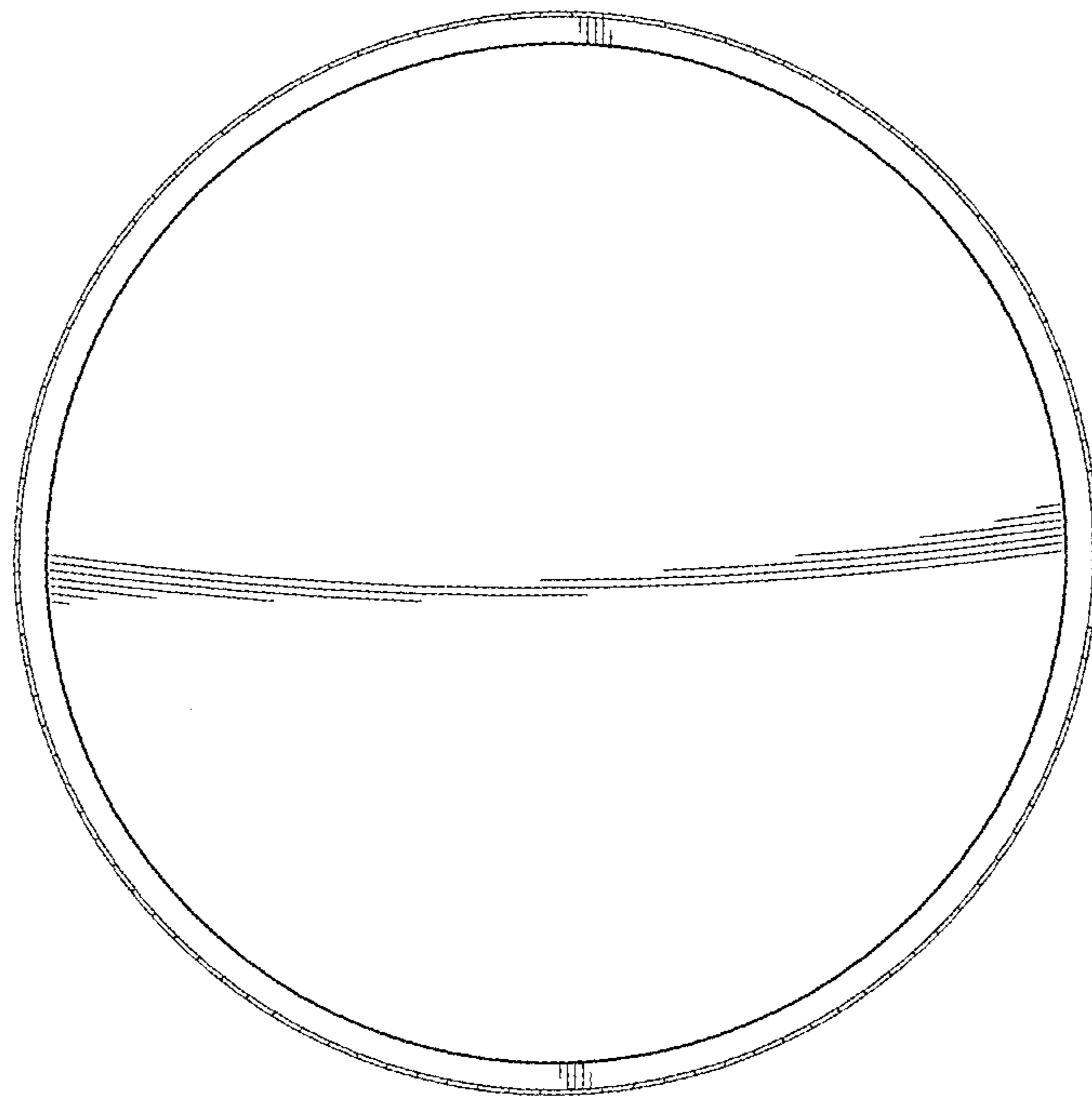


FIG. 6

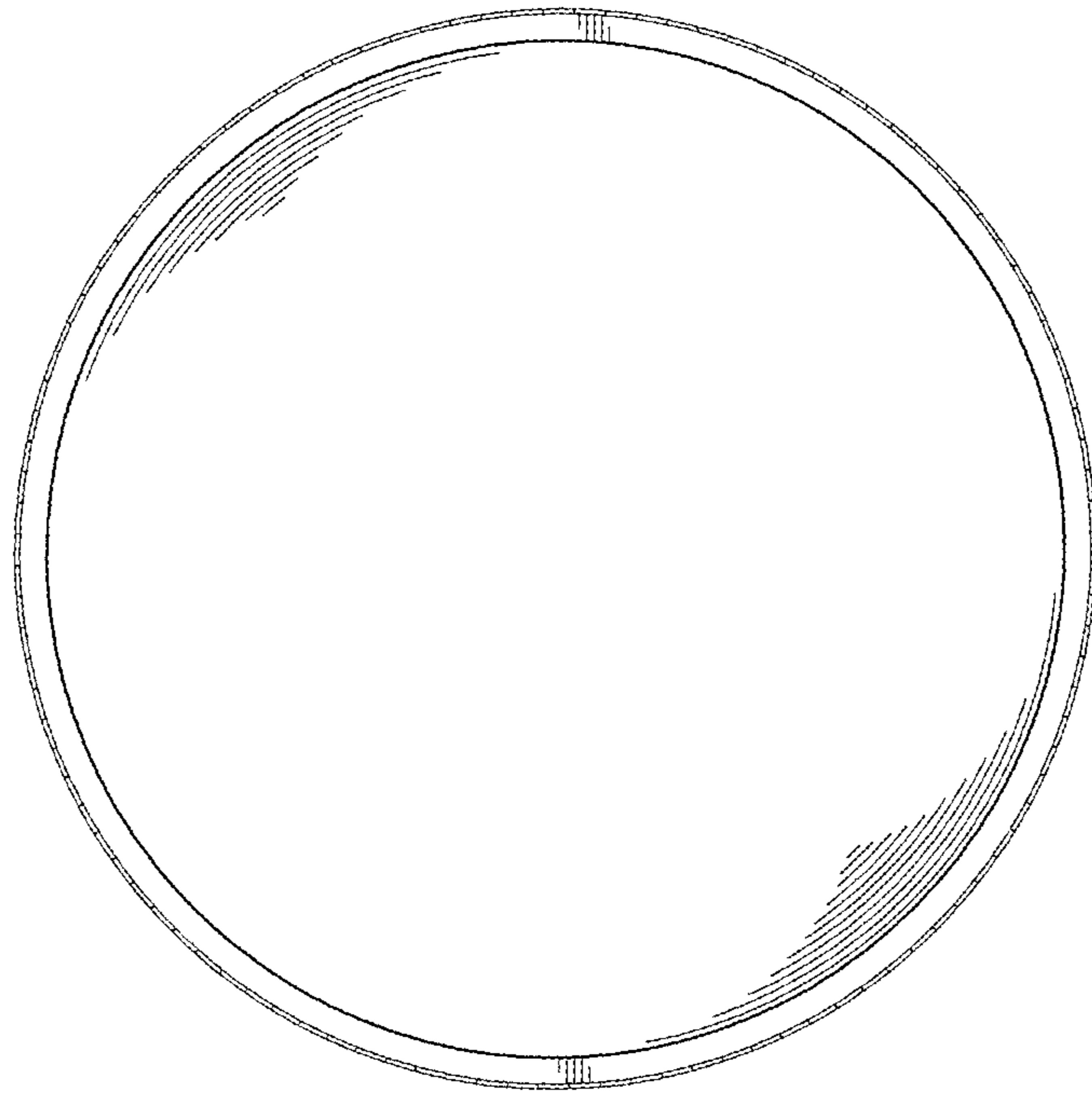


FIG. 7