



US00D886211S

(12) **United States Design Patent**
Liu

(10) **Patent No.:** **US D886,211 S**

(45) **Date of Patent:** **** Jun. 2, 2020**

(54) **KITCHEN SINK**

(71) Applicant: **DONGGUAN TAIWAY SHINGKEE TOYS CO. LTD.**, Dongguan, Guangdong (CN)

(72) Inventor: **Yuhui Liu**, Dongguan (CN)

(73) Assignee: **DONGGUAN TAIWAY SHINGKEE TOYS CO. LTD.**, Huangjiang Village, Huangjiang Town, Dongguan, Guangdong (CN)

(**) Term: **15 Years**

(21) Appl. No.: **29/636,093**

(22) Filed: **Feb. 6, 2018**

(51) **LOC (12) Cl.** **21-01**

(52) **U.S. Cl.**
USPC **D21/524**

(58) **Field of Classification Search**
USPC D23/284, 287-292, 293.1, 303, 308;
D9/425; D8/1; D11/155, 156; D3/304;
D21/519, 524
CPC A47K 1/04; A47B 77/06; A47J 47/20
See application file for complete search history.

(56) **References Cited**

U.S. PATENT DOCUMENTS

D240,845 S *	8/1976	Per	D21/524
D258,162 S *	2/1981	Orenstein	D21/524
D274,281 S *	6/1984	Argandona	D21/524
D401,291 S *	11/1998	Blumenthal	D21/524
D478,946 S *	8/2003	Franta	D21/524

D490,124 S *	5/2004	Hradisky	D21/524
D577,777 S *	9/2008	Shen	D21/524
D586,444 S *	2/2009	Ziemann	D23/290
D592,711 S *	5/2009	Sohn	D21/519
D603,484 S *	11/2009	Eilmus	D23/290
D685,892 S *	7/2013	Dickout	D23/290
D708,306 S *	7/2014	Kurth	D23/290

OTHER PUBLICATIONS

Toy Kitchen reference [Apr. 4, 2019] found online [Apr. 4, 2019]—
<https://www.amazon.com/Chuangrong-Childrens-Educational-Imagination-Fake-Dishwashing/dp/B07H4SK3V2>.*

* cited by examiner

Primary Examiner — Michael C Stout

Assistant Examiner — John A Voytek

(74) *Attorney, Agent, or Firm* — Global IP Services;
Tianhua Gu

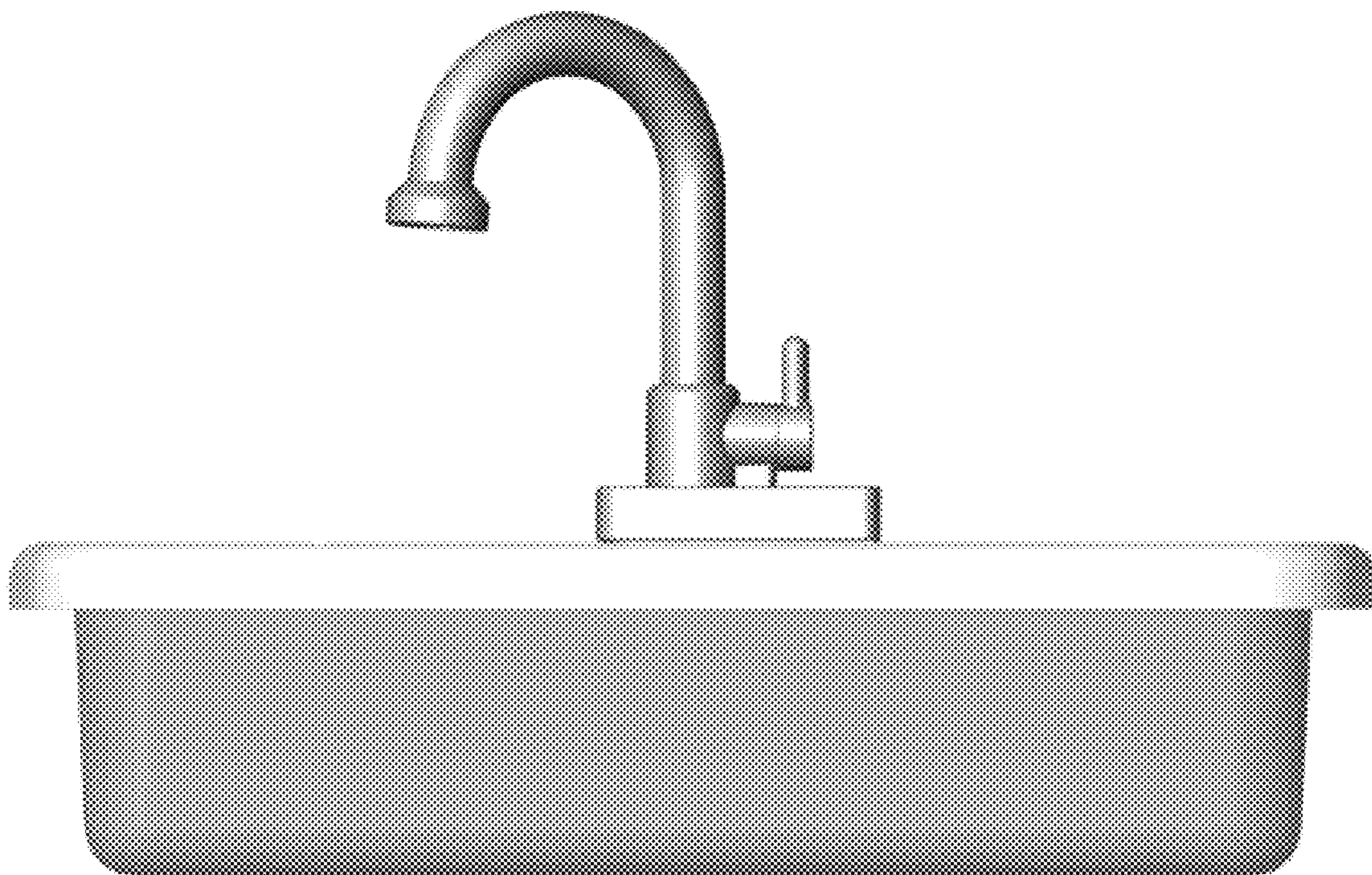
(57) **CLAIM**

The ornamental design for a kitchen sink, as shown and described.

DESCRIPTION

FIG. 1 is a front elevational view of a kitchen sink, showing my new design;
FIG. 2 is a rear elevational view thereof;
FIG. 3 is a left side elevational view thereof;
FIG. 4 is a right side elevational view thereof;
FIG. 5 is a top plan view thereof;
FIG. 6 is a bottom plan view thereof;
FIG. 7 is a top perspective view thereof; and
FIG. 8 is a bottom perspective view thereof.

1 Claim, 5 Drawing Sheets



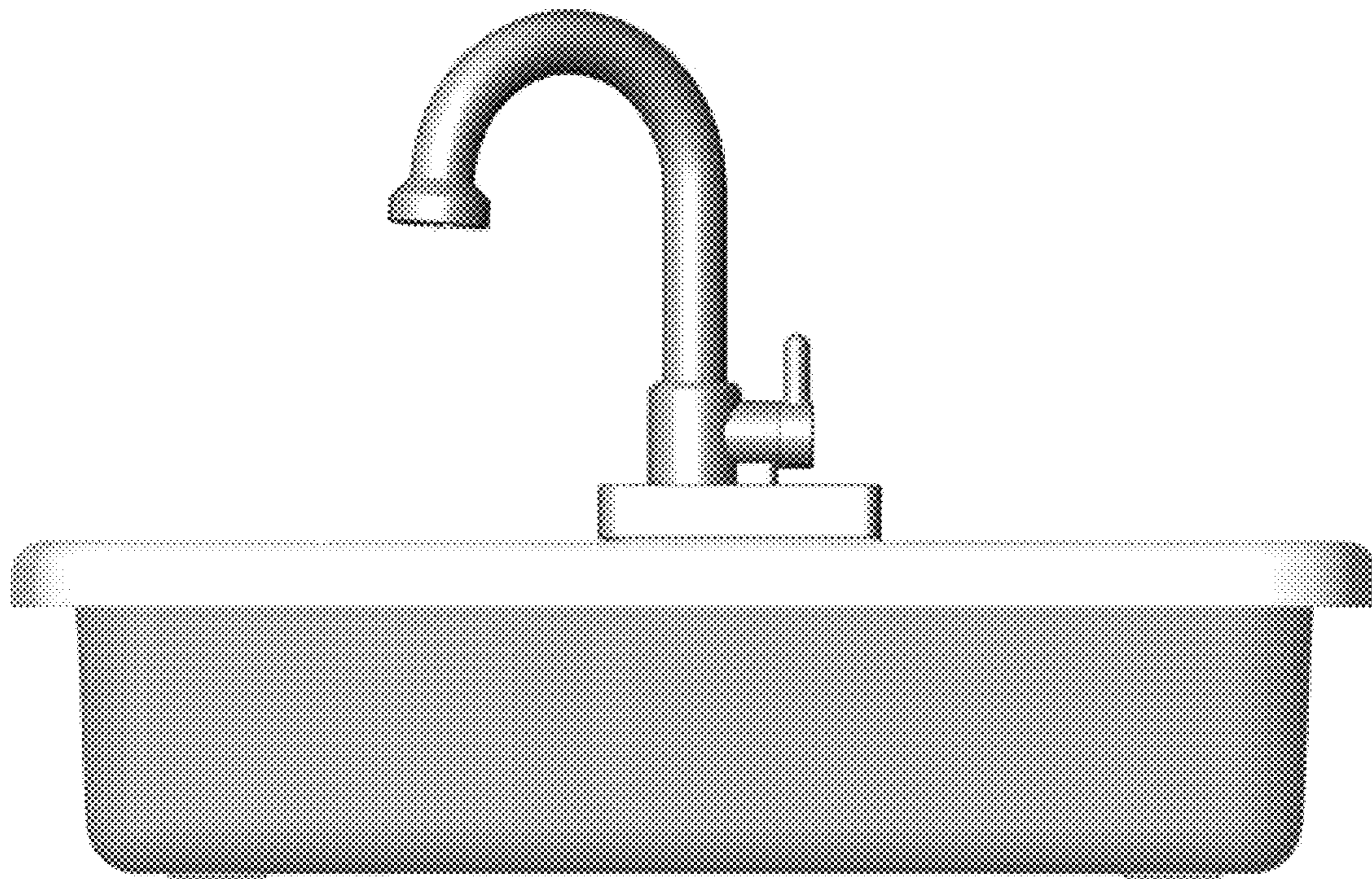


FIG. 1

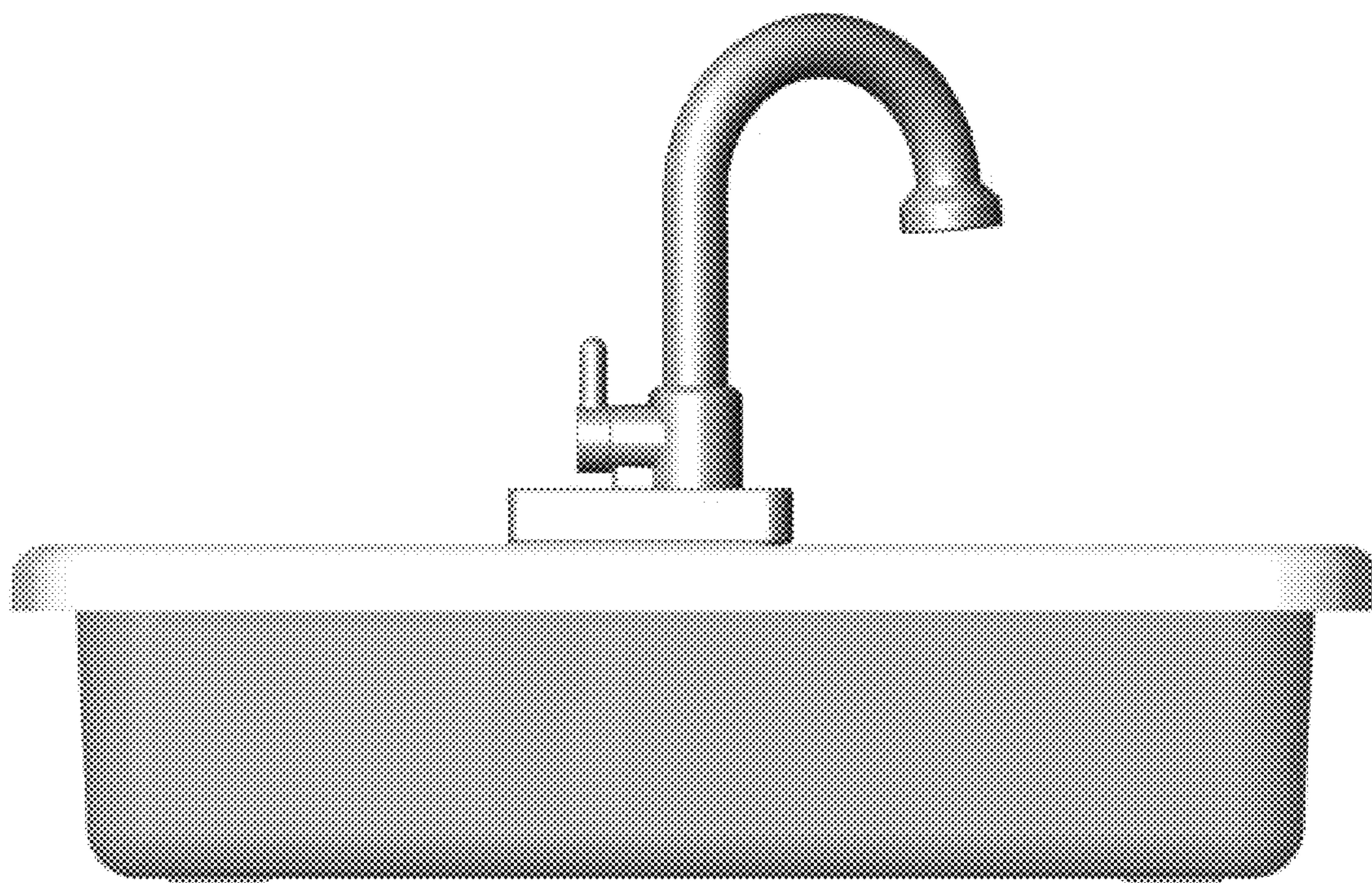


FIG. 2



FIG. 3



FIG. 4




FIG. 5




FIG. 6




FIG. 7




FIG. 8