



US00D886190S

(12) **United States Design Patent**
Huang et al.

(10) **Patent No.:** **US D886,190 S**
(45) **Date of Patent:** **** Jun. 2, 2020**

- (54) **PAYMENT TERMINAL**
- (71) Applicant: **Fujian LANDI Commercial Equipment Co., Ltd.**, Fuzhou (CN)
- (72) Inventors: **Liqing Huang**, Fuzhou (CN); **Luming Ye**, Fuzhou (CN)
- (73) Assignee: **Fujian LANDI Commercial Equipment Co., Ltd.**, Fuzhou (CN)
- (**) Term: **15 Years**
- (21) Appl. No.: **29/681,161**
- (22) Filed: **Feb. 22, 2019**

D550,710 S *	9/2007	Ichinose	D14/496
7,344,323 B2 *	3/2008	Fries	B41J 3/4075
				400/611
D618,355 S *	6/2010	Delaey	D24/158
D622,692 S *	8/2010	McWilliam	D14/138 G
D624,115 S *	9/2010	Ausems	G06Q 20/0453
				D18/4.6
D626,550 S *	11/2010	Julien	D14/341
D628,198 S *	11/2010	Fitch	D14/347
D638,012 S *	5/2011	Tian	D18/4.6
D643,034 S *	8/2011	Tasselli	D14/347
D672,386 S *	12/2012	Matunuma	D18/4.6
D682,830 S *	5/2013	Taunay da Graca Couto	D14/385

(Continued)

(30) **Foreign Application Priority Data**

Dec. 20, 2018 (CN) 2018 3 0741429

(51) **LOC (12) Cl.** **18-01**

(52) **U.S. Cl.**
USPC **D18/4.6**

(58) **Field of Classification Search**
USPC D18/4.4, 4.5, 4.6, 2, 11, 50, 14, 19-21, D18/54, 54.1, 99; D10/46, 61, 62, 70, D10/104.1, 104.2, 106.2, 106.6, 65, 66; D20/1, 8, 9; D14/496, 299, 338, 339, D14/341, 346, 383, 385, 386, 440, 507, D14/137, 138 R, 138 AA, 138 G
CPC H04W 8/22; H04W 52/0225; H04W 52/0254; G06Q 20/00; G06Q 20/08; G06Q 20/20; G07F 7/0873; G07F 7/088; G07G 1/0009; G07G 1/0018; G07G 1/00; B41J 3/4075; B41J 15/042

See application file for complete search history.

(56) **References Cited**

U.S. PATENT DOCUMENTS

D321,172 S *	10/1991	Moore, IV	D14/389
D338,452 S *	8/1993	Allgeier	D14/374
D346,339 S *	4/1994	Lintick	D10/104.1
D447,136 S *	8/2001	Groves	D14/336

OTHER PUBLICATIONS

Traditional financial payment terminals. (Design—© Questel) orbit.com. [online PDF] 44 pgs. Print Dates Range from Apr. 27, 2016 through Nov. 15, 2019. [retrieved Feb. 11, 2020] <https://www.orbit.com/export/QPTUJ214/pdf2/454f31ff-2a51-46ef-8da4-93c2e1f3490d-202453.pdf>.*

Primary Examiner — Marie D. Fast Horse

(74) *Attorney, Agent, or Firm* — Westbridge IP LLC

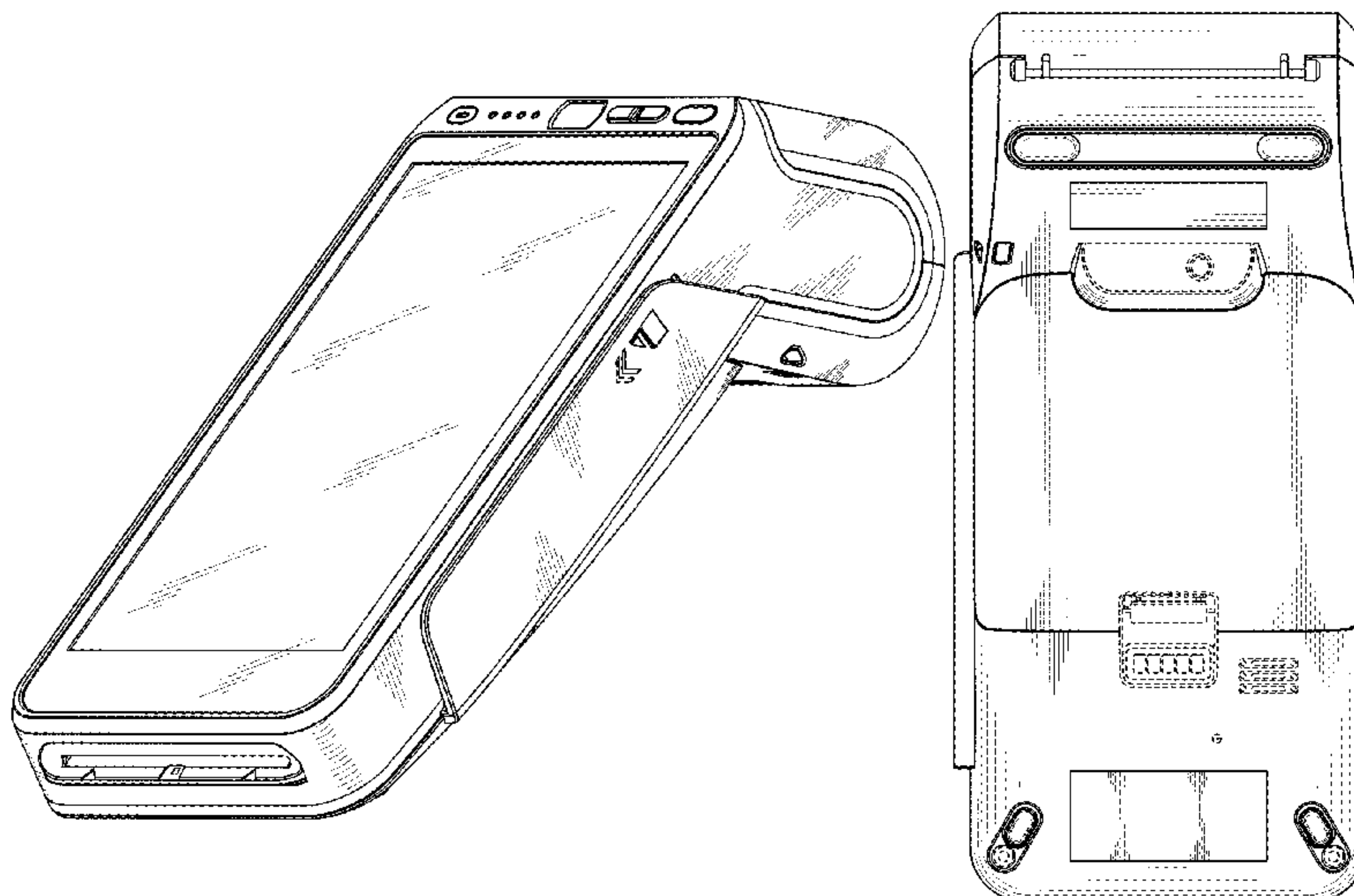
(57) **CLAIM**

The ornamental design for a payment terminal, as shown and described.

DESCRIPTION

FIG. 1 is a perspective view of a payment terminal showing our new design;
FIG. 2 is a front view thereof;
FIG. 3 is a rear view thereof;
FIG. 4 is a left view thereof;
FIG. 5 is a right view thereof;
FIG. 6 is a top view thereof; and,
FIG. 7 is a bottom view thereof.
The broken lines in the drawings depict portions of the payment terminal that form no part of the claim.

1 Claim, 7 Drawing Sheets



(56)

References Cited

U.S. PATENT DOCUMENTS

D703,670 S * 4/2014 Rotsaert D14/385
 D705,346 S * 5/2014 Blacken D18/14
 D706,337 S * 6/2014 Blacken D18/14
 D716,370 S * 10/2014 Park D18/4.4
 D716,371 S * 10/2014 Lee D18/4.4
 D759,748 S * 6/2016 Beatty D18/14
 D762,766 S * 8/2016 Bedier D18/4.4
 D764,458 S * 8/2016 Jobetto D14/341
 D768,766 S * 10/2016 Demange D18/4.4
 D768,767 S * 10/2016 Demange D18/4.4
 D771,033 S * 11/2016 Jobetto D14/341
 D790,536 S * 6/2017 Kitade D14/341
 D793,386 S * 8/2017 Park D14/341
 D798,378 S * 9/2017 Kim D18/4.6
 9,811,694 B2 * 11/2017 Yamamoto G06K 7/087
 D806,158 S * 12/2017 Yaginuma D18/4.4
 D814,559 S * 4/2018 Oross D18/4.4
 9,934,416 B2 * 4/2018 Ma H04M 1/72522
 D818,524 S * 5/2018 Dong D18/4.4

D838,770 S * 1/2019 Sato D18/19
 D841,648 S * 2/2019 Rotsaert D14/385
 D844,047 S * 3/2019 Yeruva D18/4.6
 D844,607 S * 4/2019 Fredette D18/4.6
 D850,446 S * 6/2019 Wang D18/4.6
 D851,169 S * 6/2019 Yaginuma D18/4.6
 D851,697 S * 6/2019 Qiu D18/4.6
 D859,516 S * 9/2019 Wang D18/4.6
 D860,307 S * 9/2019 Wang D18/4.6
 D880,580 S * 4/2020 Wang D18/4.6
 2014/0347000 A1 * 11/2014 Hamann G06F 1/1656
 320/103
 2015/0161601 A1 * 6/2015 Matsumoto G06Q 20/353
 705/17
 2015/0278557 A1 * 10/2015 Yasutomi G06F 21/86
 361/679.3
 2016/0335037 A1 * 11/2016 Baranowski G06F 3/1243
 2017/0061746 A1 * 3/2017 Tanaka G06K 7/0021
 2018/0374070 A1 * 12/2018 Bedier G06Q 20/20
 2019/0012491 A1 * 1/2019 Su G06Q 20/38

* cited by examiner

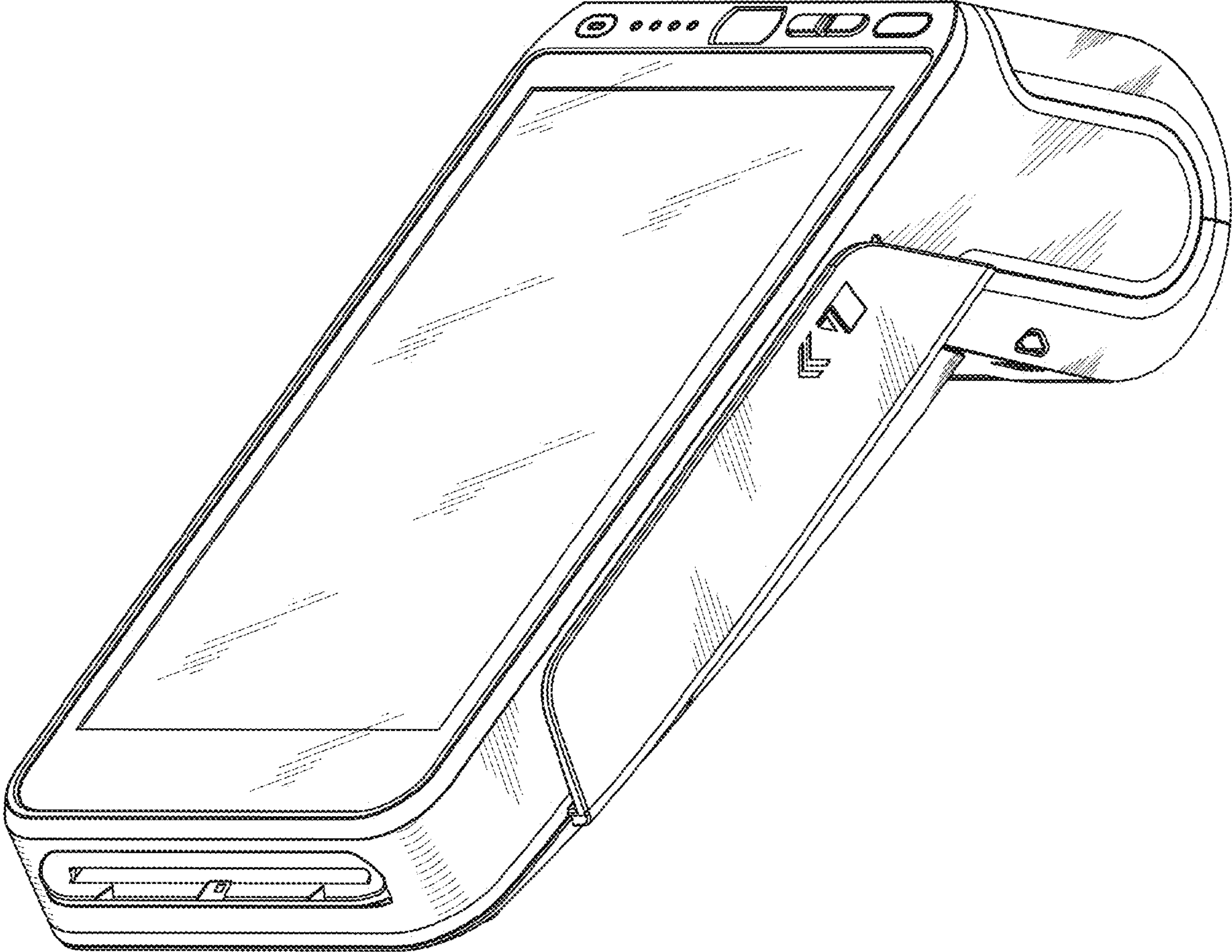


FIG. 1

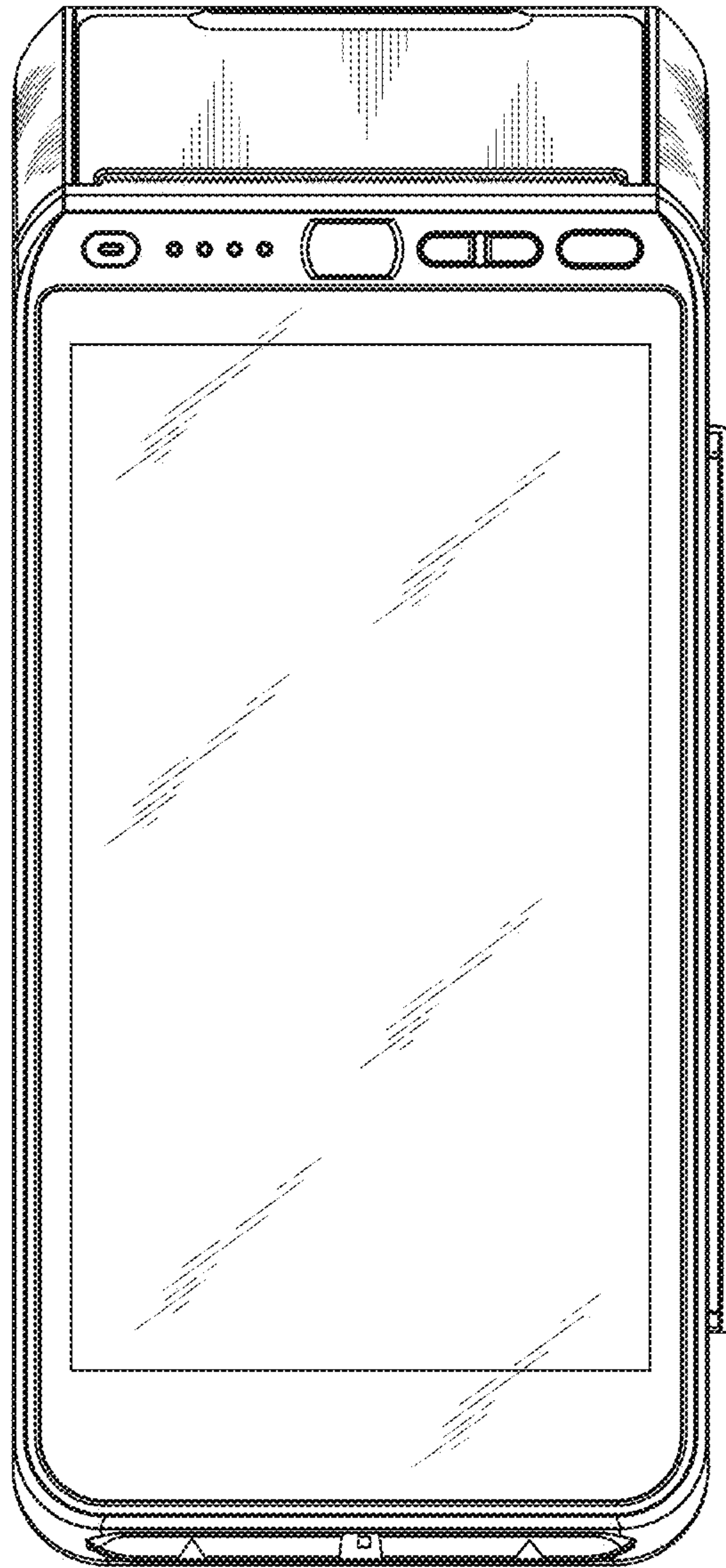


FIG.2

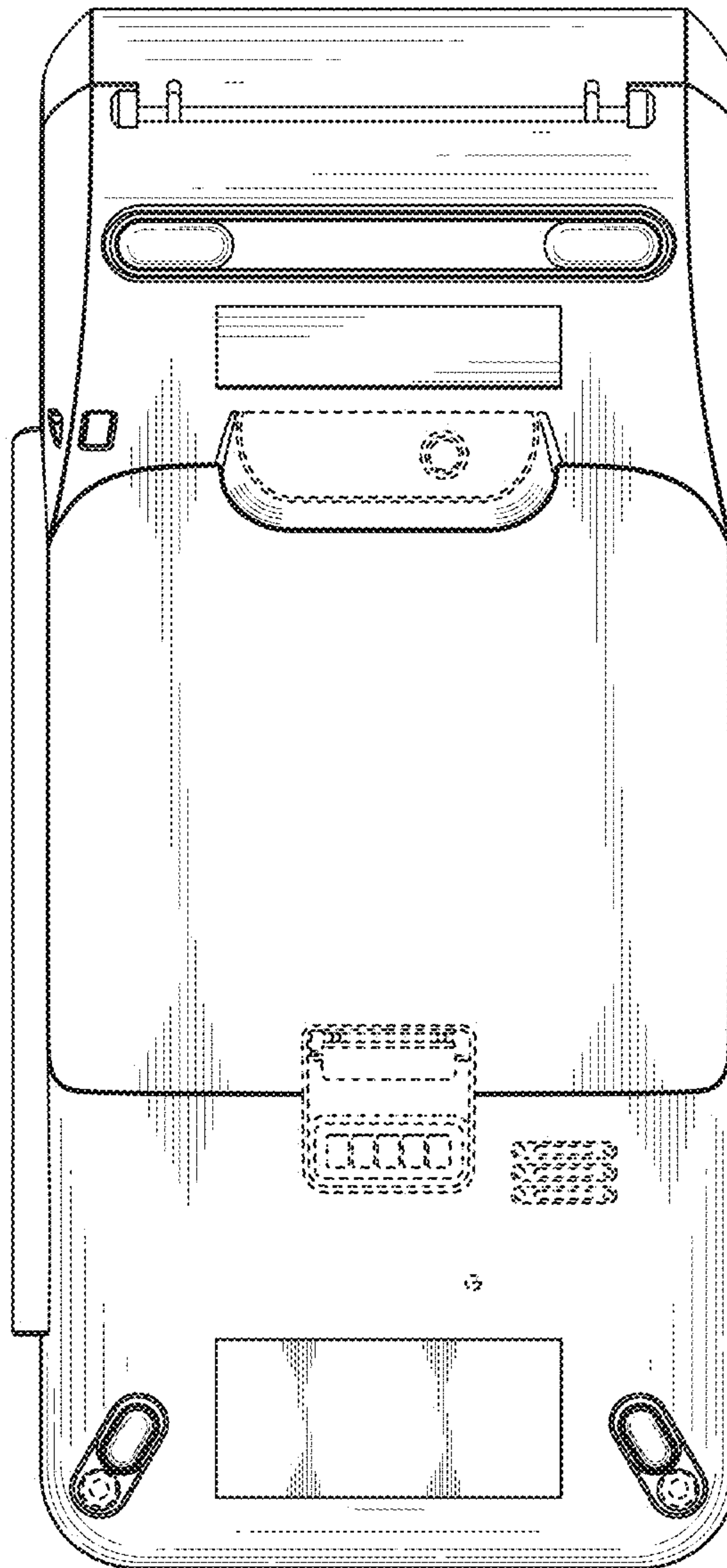


FIG.3



FIG.4

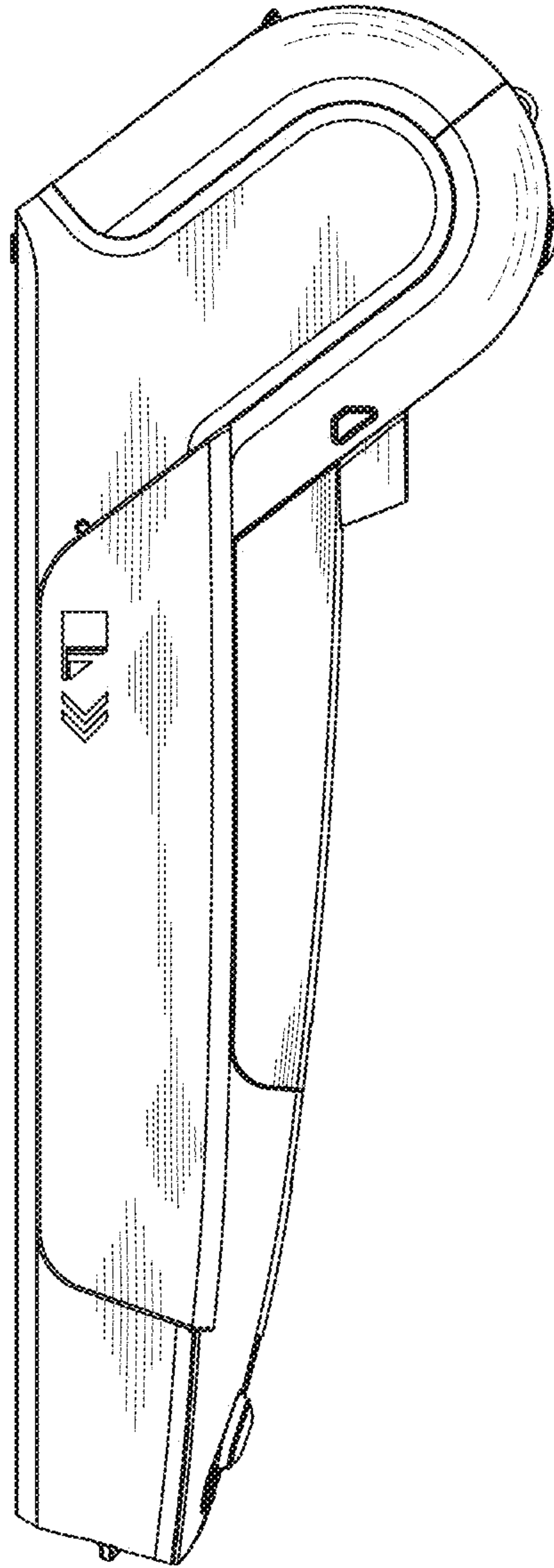


FIG.5

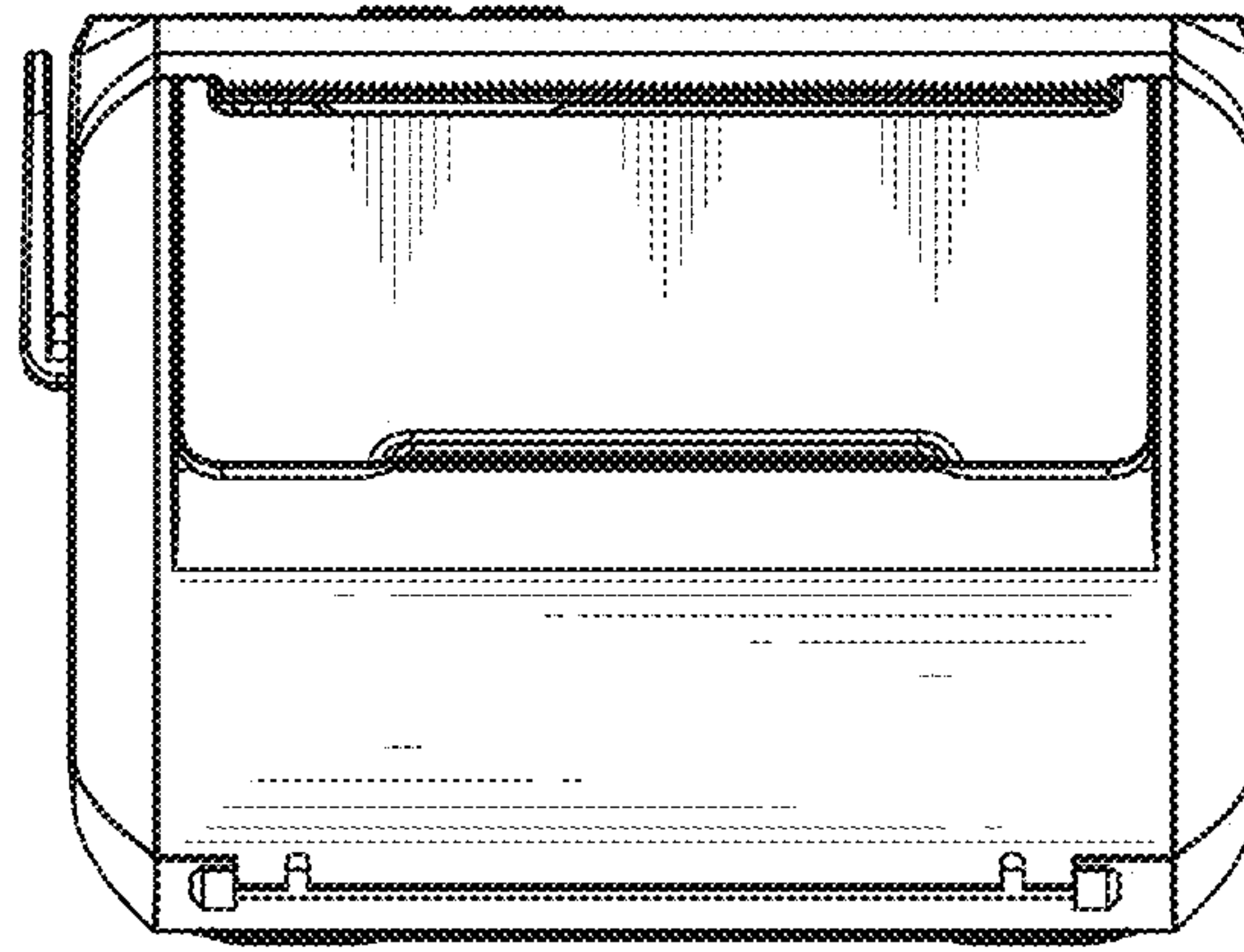


FIG.6

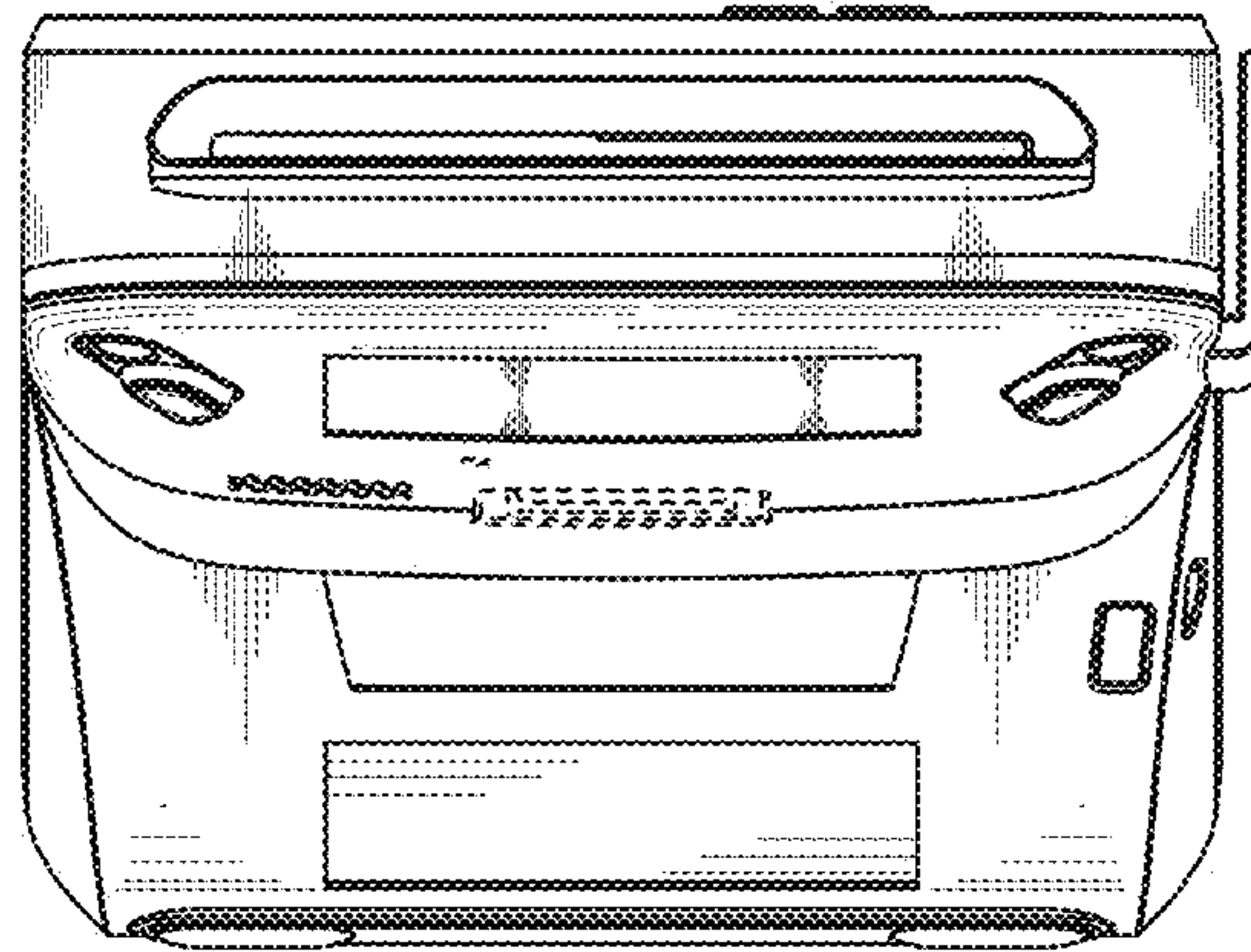


FIG.7