



US00D886170S

(12) **United States Design Patent** (10) **Patent No.:** **US D886,170 S**  
**Dill et al.** (45) **Date of Patent:** **\*\* Jun. 2, 2020**

- (54) **ANCHOR ASSEMBLY DRILL BIT**
- (71) Applicant: **Illinois Tool Works Inc.**, Glenview, IL (US)
- (72) Inventors: **Michael Dill**, Elk Grove Village, IL (US); **Miguel E. Mendez Jaquez**, Palatine, IL (US)
- (73) Assignee: **Illinois Tool Works Inc.**, Glenview, IL (US)
- (\*\*) Term: **15 Years**
- (21) Appl. No.: **29/676,217**
- (22) Filed: **Jan. 9, 2019**
- (51) **LOC (12) Cl.** ..... **15-03**
- (52) **U.S. Cl.**  
USPC ..... **D15/139**
- (58) **Field of Classification Search**  
USPC ..... D15/21, 138, 139; D8/1, 3, 8, 98  
(Continued)

(56) **References Cited**

**U.S. PATENT DOCUMENTS**

2,034,494 A	3/1936	Stoll
2,914,983 A	12/1959	Kopf et al.

(Continued)

**FOREIGN PATENT DOCUMENTS**

AU	2005204302	4/2006
DE	37 39 371	6/1989

(Continued)

**OTHER PUBLICATIONS**

International Search Report and Written Opinion from International Application No. PCT/US2019/013035, dated Mar. 22, 2019 (19 pages).

*Primary Examiner* — Khawaja Anwar  
(74) *Attorney, Agent, or Firm* — Neal, Gerber & Eisenberg LLP

(57) **CLAIM**

An ornamental design for an anchor assembly drill bit, as shown and described.

**DESCRIPTION**

This application is related to the following commonly owned co-pending patent applications:

U.S. application Ser. No. 16/243,541, entitled “Self-Drilling Anchor Assembly,” U.S. application Ser. No. 29/676,208, entitled “Anchor Assembly Drill Bit,” U.S. application Ser. No. 29/676,214, entitled “Anchor Assembly Drill Bit,” U.S. application Ser. No. 29/676,225, entitled “Anchor Assembly Drill Bit,” U.S. application Ser. No. 29/676,229, entitled “Anchor Assembly Drill Bit,” U.S. application Ser. No. 29/676,241, entitled “Anchor Assembly Sleeve,” U.S. application Ser. No. 29/676,243, entitled “Anchor Assembly Sleeve,” and U.S. application Ser. No. 29/676,246, entitled “Anchor Assembly Sleeve”.

FIG. 1 is a top side perspective view of an anchor assembly drill bit of our new design.

FIG. 2 is a bottom side perspective view of the anchor assembly drill bit of FIG. 1.

FIG. 3 is a first side view of the anchor assembly drill bit of FIG. 1.

FIG. 4 is a second side view of the anchor assembly drill bit of FIG. 1.

FIG. 5 is a top view of the anchor assembly drill bit of FIG. 1.

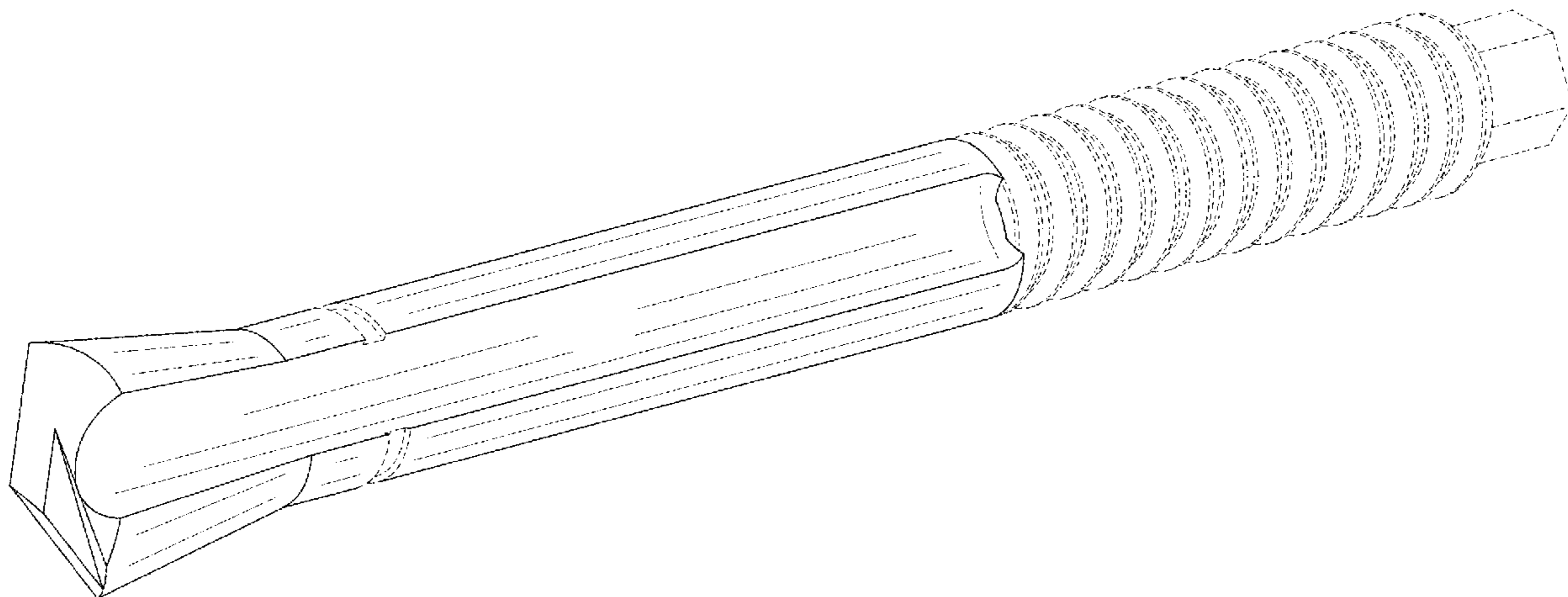
FIG. 6 is a bottom view of the anchor assembly drill bit of FIG. 1.

FIG. 7 is a front end view of the anchor assembly drill bit of FIG. 1; and,

FIG. 8 is a rear end view of the anchor assembly drill bit of FIG. 1.

The broken lines shown in the drawings represent unclaimed portions of the drill bit and form no part of the claimed design.

**1 Claim, 5 Drawing Sheets**



(58) **Field of Classification Search**

CPC ..... B23K 26/032; B23K 11/0026; B23K 11/062; B23K 11/066; B23K 11/0873; B23K 11/0876; B23K 11/115; B23K 11/24; B23K 11/248; B23K 11/252; B23K 11/257; B23K 11/3018; B23K 11/3054; B23K 11/36; B23K 15/0013; B23K 15/02; B23K 15/08; B23K 15/085; B23K 1/0014; B23K 1/0018; B23K 1/0056; B23K 20/12; B23K 20/1215; B23K 2201/001; B23K 2201/04; B23K 2201/125; B23K 2203/04; B23K 2203/10; B23K 2203/16; B23K 2203/26; B23K 2203/42; B23K 2203/52; B23K 26/03; B23K 26/034; B23K 26/044; B23K 26/0619; B23K 26/123; B23K 26/1429; B23K 26/20; B23K 26/28; B23K 26/362; B23K 26/38; B23K 26/382; B23K 31/02; B23K 31/12; B23K 35/0222; B23K 35/0244; B23K 35/025; B23K 35/0261; B23K 35/286; B23K 35/3006; B23K 35/3013; B23K 35/302; B23K 35/3033; B23K 35/3046; B23K 35/327; B23K 35/36; B23K 35/3603; B23K 35/3605; B23K 35/3613; B23K 35/365; B23K 37/04; B23K 9/02; B23K 9/073; B23K 9/091; B23K 9/092; B23K 9/095; B23K 9/0956; B23K 9/1006

See application file for complete search history.

(56) **References Cited**

U.S. PATENT DOCUMENTS

3,316,796 A 5/1967 Young  
 4,026,186 A 5/1977 Williams, Jr. et al.  
 4,173,918 A 11/1979 Piersall  
 4,883,395 A 11/1989 Klaric  
 5,183,357 A 2/1993 Palm  
 5,246,323 A 9/1993 Vernet et al.  
 5,816,759 A 10/1998 Ernst et al.  
 5,820,321 A 10/1998 Gruber  
 6,065,918 A 5/2000 Adams  
 6,164,884 A 12/2000 Mayr  
 6,270,303 B1 8/2001 Gauthier et al.  
 6,325,580 B1 12/2001 Diamond  
 6,712,544 B2 3/2004 Krüger et al.  
 6,827,535 B2 12/2004 Fuchs et al.  
 6,829,871 B1 12/2004 McSherry et al.  
 6,935,821 B2 8/2005 Bodin et al.  
 6,942,439 B2 9/2005 Rouger  
 7,261,505 B2 8/2007 Ernst et al.  
 7,357,613 B2 4/2008 Houck et al.  
 7,713,010 B2 5/2010 Cheng  
 7,744,320 B2 6/2010 Kobetsky et al.  
 7,896,594 B2 3/2011 Nardi et al.  
 7,901,170 B2 3/2011 Usui

8,444,355 B2 5/2013 Gaudron et al.  
 8,491,244 B2 7/2013 Kobetsky et al.  
 8,678,730 B2 3/2014 Gaudron et al.  
 9,255,594 B2 2/2016 Cabrit et al.  
 9,512,868 B2 12/2016 Stempniewski et al.  
 9,541,116 B2 1/2017 Cabaj et al.  
 9,562,558 B2 2/2017 Anasis et al.  
 9,581,185 B2 2/2017 Anasis et al.  
 9,856,897 B2 1/2018 Schaeffer  
 9,970,465 B2 5/2018 Gstach et al.  
 9,970,467 B2 5/2018 Dijkhuis et al.  
 D823,089 S \* 7/2018 Shikama ..... D8/70  
 10,018,213 B2 7/2018 Gstach et al.  
 D826,299 S \* 8/2018 Bailleres ..... D15/139  
 D833,490 S \* 11/2018 Defougeres ..... D15/139  
 10,190,617 B2 1/2019 Anasis et al.  
 D847,885 S \* 5/2019 Okida ..... D15/140  
 D857,772 S \* 8/2019 van den Boogaart ..... D15/139  
 D858,595 S \* 9/2019 Sharivker ..... B23C 5/10  
 D15/139  
 D860,273 S \* 9/2019 Sharivker ..... D15/139  
 2003/0026673 A1 2/2003 Filipp  
 2004/0096288 A1 5/2004 Haug et al.  
 2004/0223832 A1 11/2004 Aasgaard  
 2006/0133908 A1 6/2006 Kunz et al.  
 2006/0165505 A1 7/2006 Aasgaard  
 2007/0224015 A1 9/2007 Ayrle  
 2010/0111639 A1 5/2010 Gaudron  
 2011/0081217 A1 4/2011 Wissling et al.  
 2012/0128444 A1 5/2012 Podesser et al.  
 2012/0201619 A1 \* 8/2012 Olsson ..... B23B 51/02  
 408/230  
 2012/0263553 A1 10/2012 Greenfield  
 2012/0282044 A1 \* 11/2012 Volokh ..... B23C 5/10  
 407/53  
 2013/0317508 A1 \* 11/2013 Ellis ..... A61B 17/1615  
 606/80  
 2014/0003873 A1 \* 1/2014 Han ..... B23C 5/10  
 407/54  
 2014/0010613 A1 1/2014 Gaudron et al.  
 2014/0072384 A1 3/2014 Wissling  
 2014/0193220 A1 \* 7/2014 Tamura ..... B23B 51/02  
 408/230  
 2015/0056029 A1 \* 2/2015 Shimamoto ..... B23B 27/045  
 407/115  
 2015/0063935 A1 \* 3/2015 Lau ..... B23B 51/00  
 408/213  
 2016/0303664 A1 \* 10/2016 Azegami ..... B23C 5/1009  
 2017/0167517 A1 6/2017 Wissling

FOREIGN PATENT DOCUMENTS

EP 1 072 802 1/2001  
 EP 2 567 107 3/2013  
 GB 2 254 392 10/1992  
 JP 2000 230520 8/2000  
 WO WO 97/49929 12/1997  
 WO WO 2007/104094 9/2007  
 WO WO 2008/041836 4/2008

\* cited by examiner

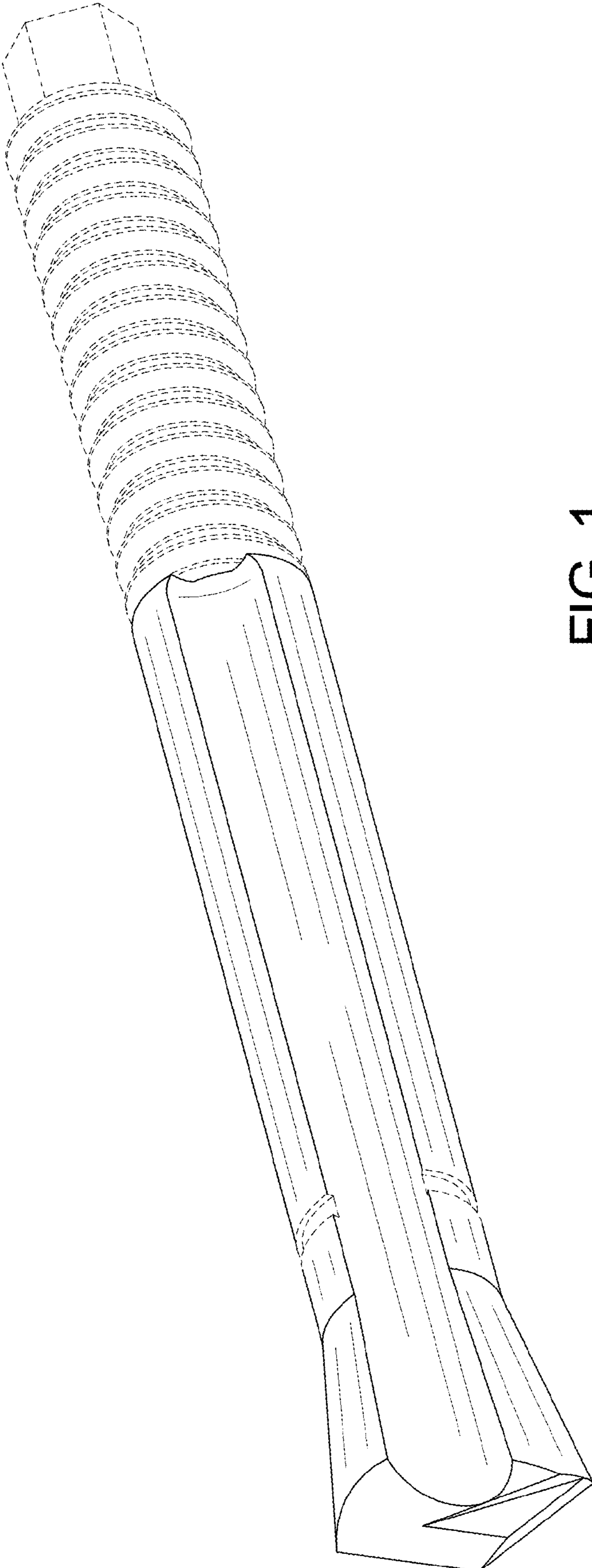


FIG. 1

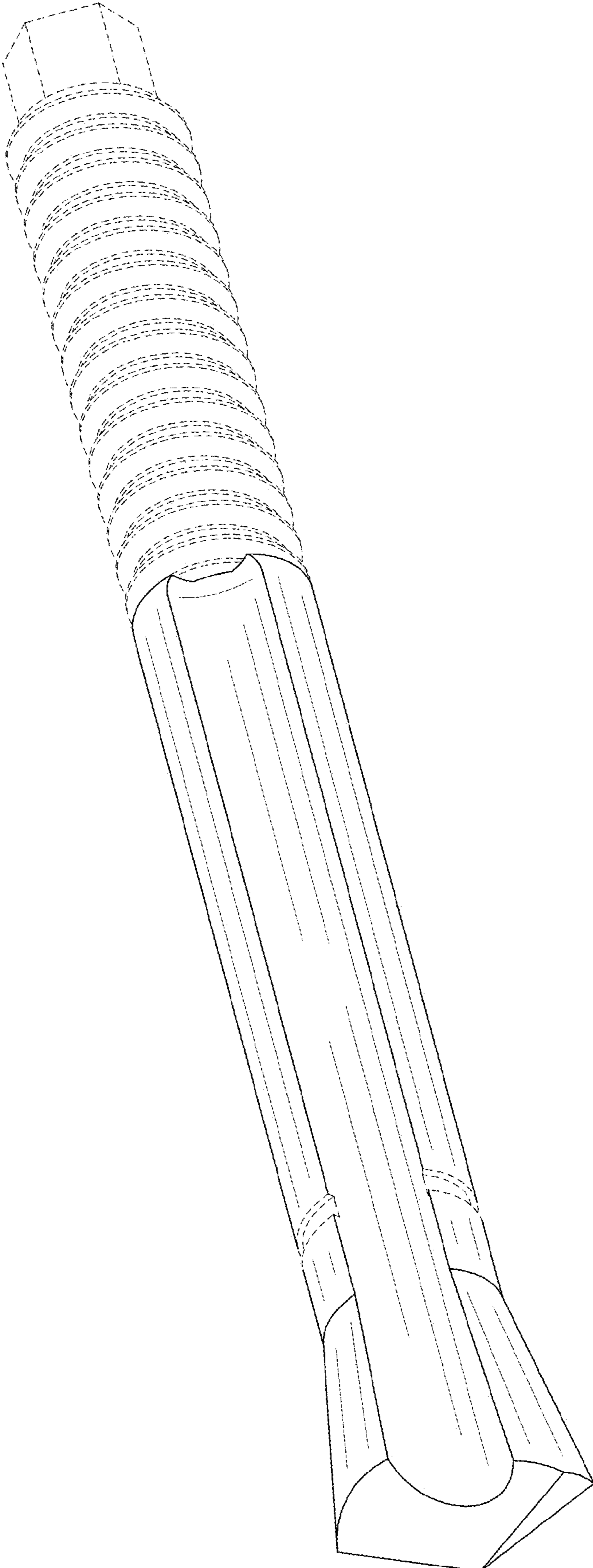


FIG. 2

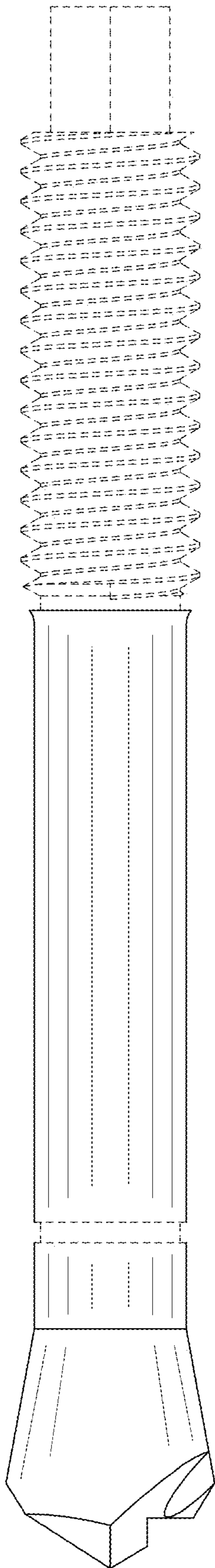


FIG. 3

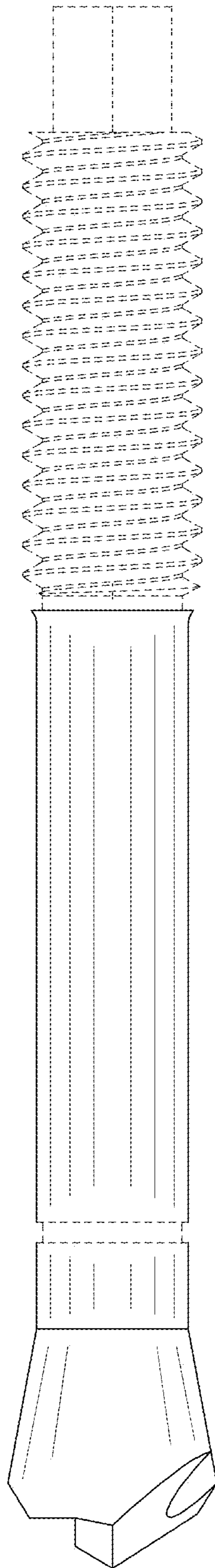


FIG. 4

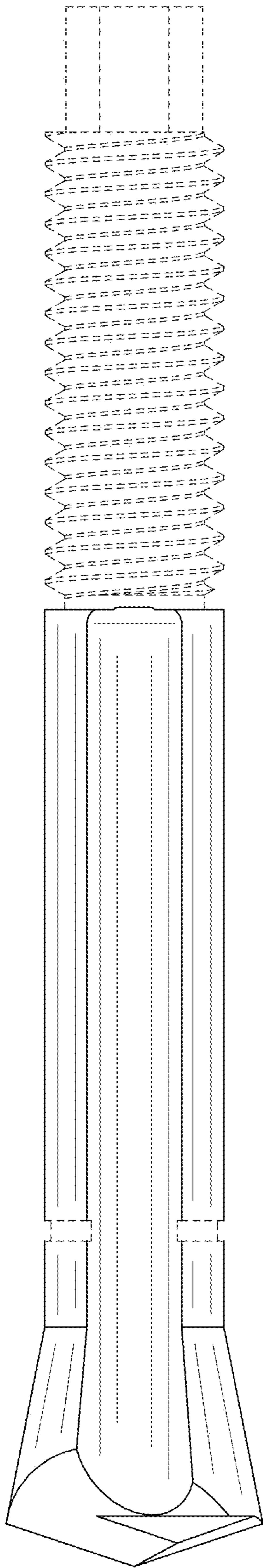


FIG. 5

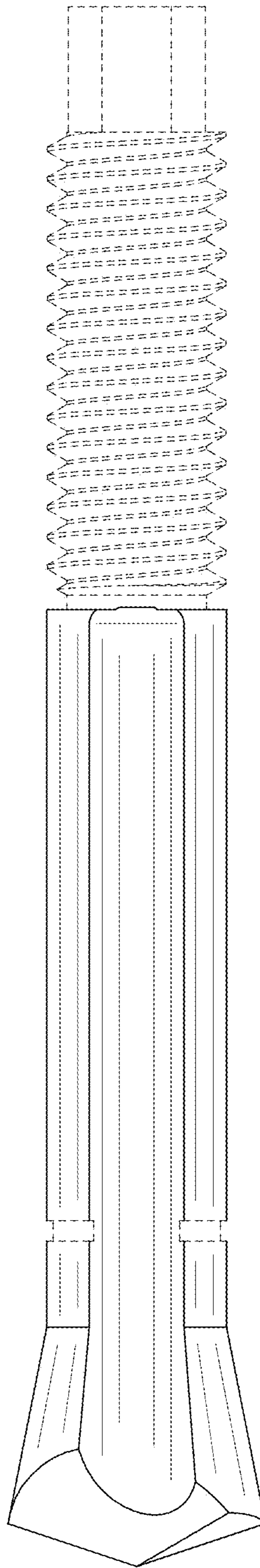


FIG. 6

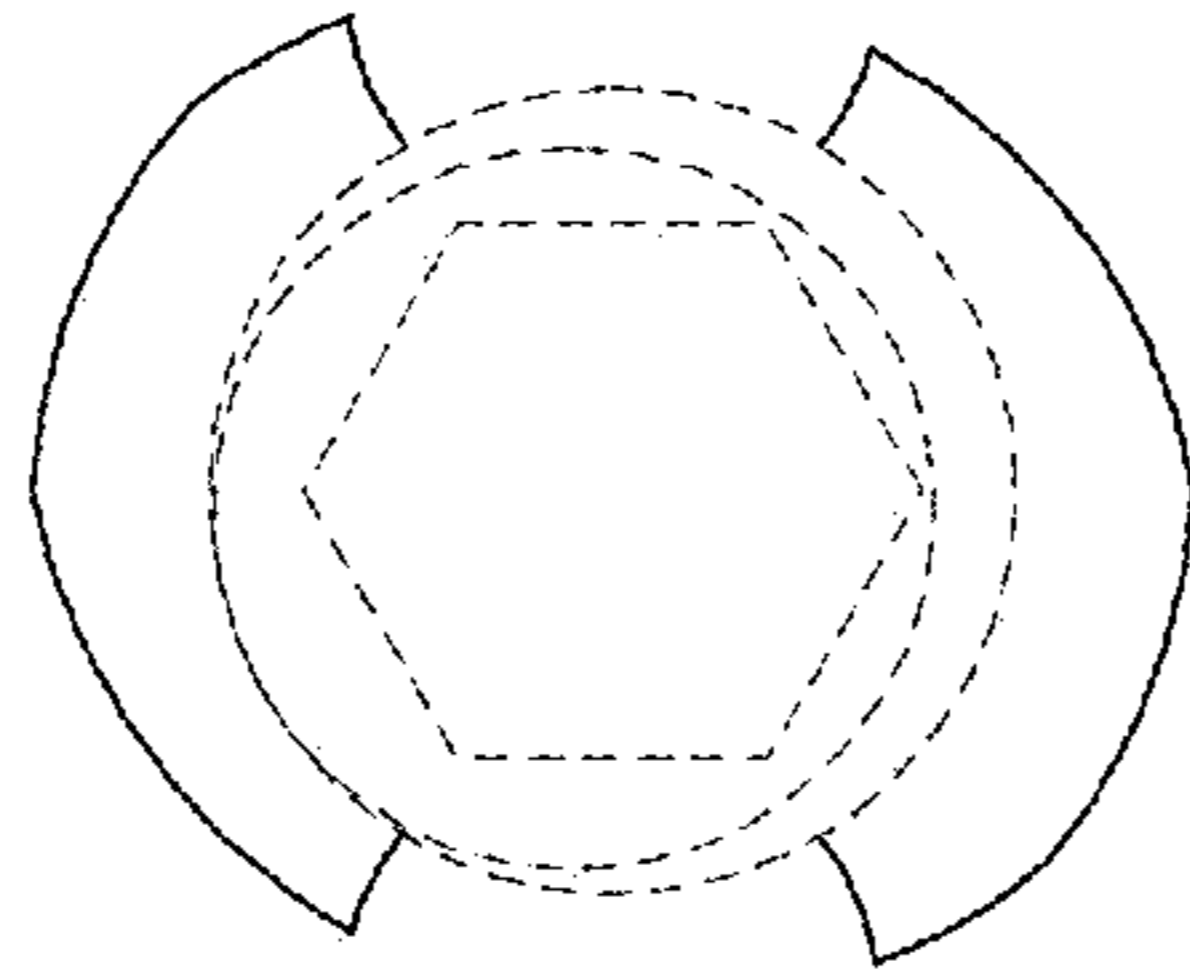


FIG. 8

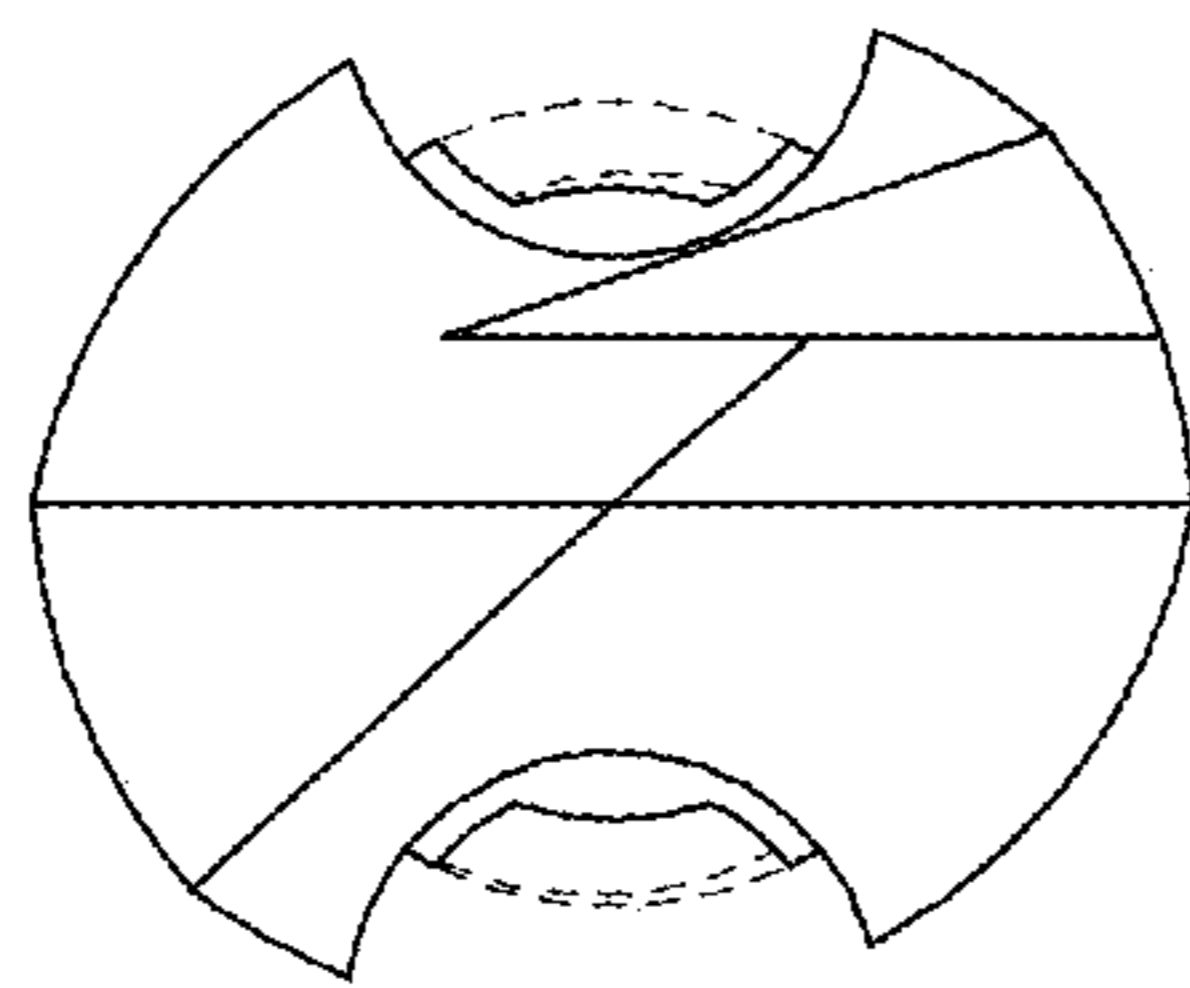


FIG. 7