



US00D886138S

(12) **United States Design Patent**
Nesladek et al.

(10) **Patent No.:** **US D886,138 S**
(45) **Date of Patent:** **** Jun. 2, 2020**

- (54) **DISPLAY PANEL OR PORTION THEREOF WITH A GRAPHICAL USER INTERFACE**
- (71) Applicant: **Magic Leap, Inc.**, Plantation, FL (US)
- (72) Inventors: **Christopher David Nesladek**, Plantation, FL (US); **James M. Powderly**, Plantation, FL (US); **Cole Parker Heiner**, Fort Lauderdale, FL (US)
- (73) Assignee: **Magic Leap, Inc.**, Plantation, FL (US)
- (**) Term: **15 Years**
- (21) Appl. No.: **29/631,979**
- (22) Filed: **Jan. 4, 2018**

Related U.S. Application Data

- (63) Continuation of application No. 29/618,568, filed on Sep. 21, 2017.
- (51) **LOC (12) Cl.** **14-04**
- (52) **U.S. Cl.**
USPC **D14/486; D14/488**
- (58) **Field of Classification Search**
USPC D14/485–495
CPC ... B60K 37/00; G06F 3/0481; G06F 3/04845; G06F 3/04817; G06F 17/212; G06F 19/3406; G06T 13/80; G06T 15/02
See application file for complete search history.

References Cited

U.S. PATENT DOCUMENTS

- 6,198,483 B1 * 3/2001 Launais G06F 3/0481
715/781
- 6,922,815 B2 * 7/2005 Rosen G06F 16/954
715/782
- D625,734 S * 10/2010 Kurozumi D14/488

- D643,438 S * 8/2011 Gardner D14/486
- 8,024,658 B1 * 9/2011 Fagans G06Q 30/0621
715/243
- D761,301 S * 7/2016 Kim D14/488
- D777,768 S * 1/2017 Persson D14/487
- D778,311 S * 2/2017 Denis D14/487
- D791,806 S * 7/2017 Brewington D14/486
- D797,767 S * 9/2017 Esselstrom D14/485
- D800,747 S * 10/2017 Lee D14/486
- D802,620 S * 11/2017 Bae D14/487
- D858,537 S * 9/2019 Esselstrom D14/485
- D865,811 S * 11/2019 Dagley D14/492
- 2004/0066411 A1 * 4/2004 Fung G06F 3/0481
715/781
- 2009/0276724 A1 * 11/2009 Rosenthal G06F 3/0482
715/771
- 2014/0337749 A1 * 11/2014 Phang H04N 21/4886
715/740

(Continued)

Primary Examiner — Philip S Hyder

Assistant Examiner — Cary M Robinson

(74) *Attorney, Agent, or Firm* — Vista IP Law Group LLP

(57) **CLAIM**

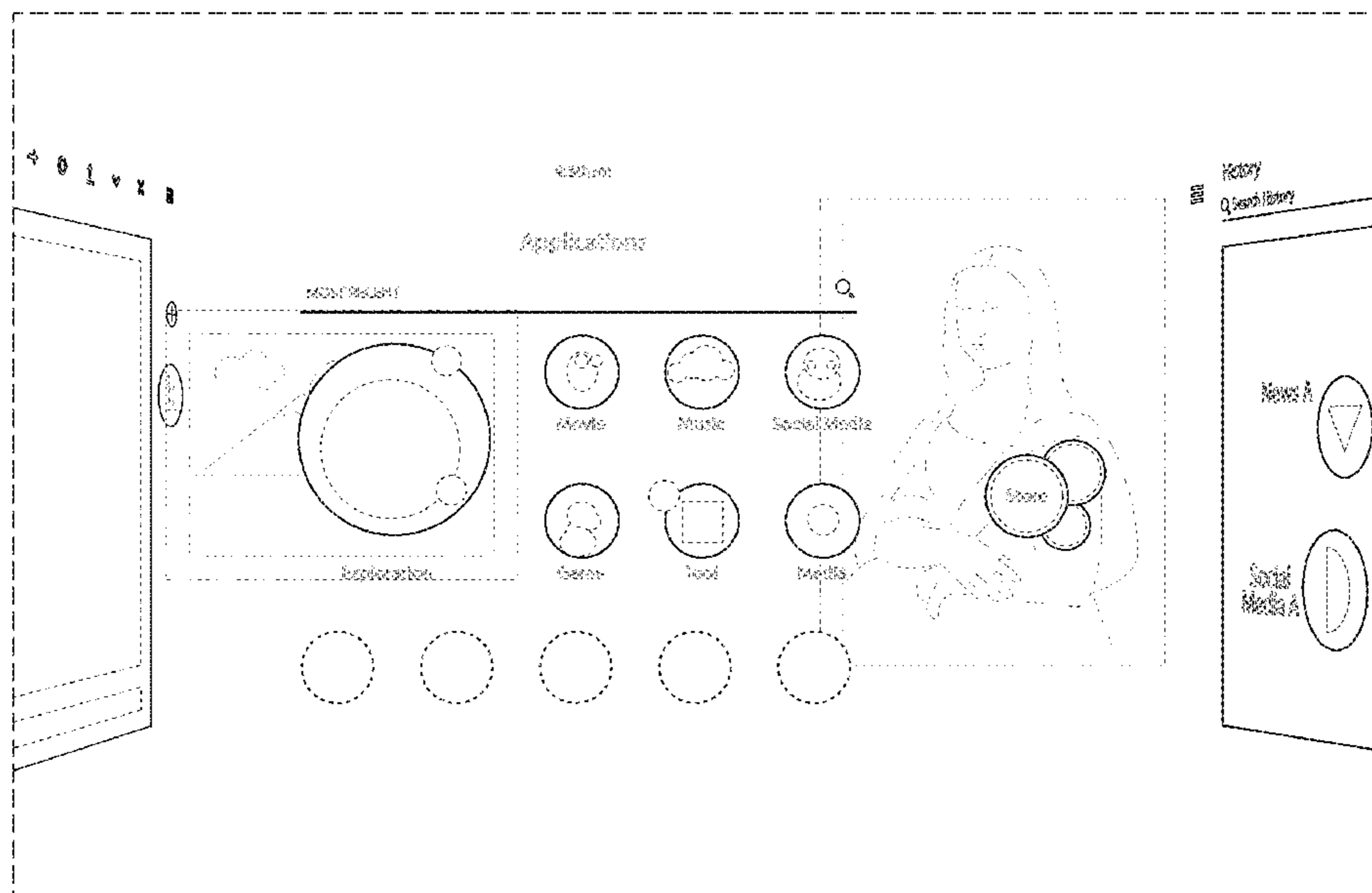
The ornamental design for a display panel or portion thereof with a graphical user interface, as shown and described.

DESCRIPTION

FIG. 1 is a front view of a display panel or portion thereof with a graphical user interface showing a first embodiment of our design; and, FIG. 2 is a front view of a display panel or portion thereof with a graphical user interface showing a second embodiment thereof.

The outmost broken line rectangle illustrates a display panel or portion thereof that forms no part of the claimed design. The remaining broken lines, including all text, illustrate the graphical user interface or mixed reality environment and form no part of the claimed design.

1 Claim, 2 Drawing Sheets



(56)

References Cited

U.S. PATENT DOCUMENTS

2014/0337773 A1* 11/2014 Phang G06F 3/04815
715/767
2014/0354650 A1* 12/2014 Singh G06T 11/206
345/440
2015/0378529 A1* 12/2015 Ramanathan G06T 11/206
715/834
2016/0357842 A1* 12/2016 Kohlmeier G06F 40/106

* cited by examiner

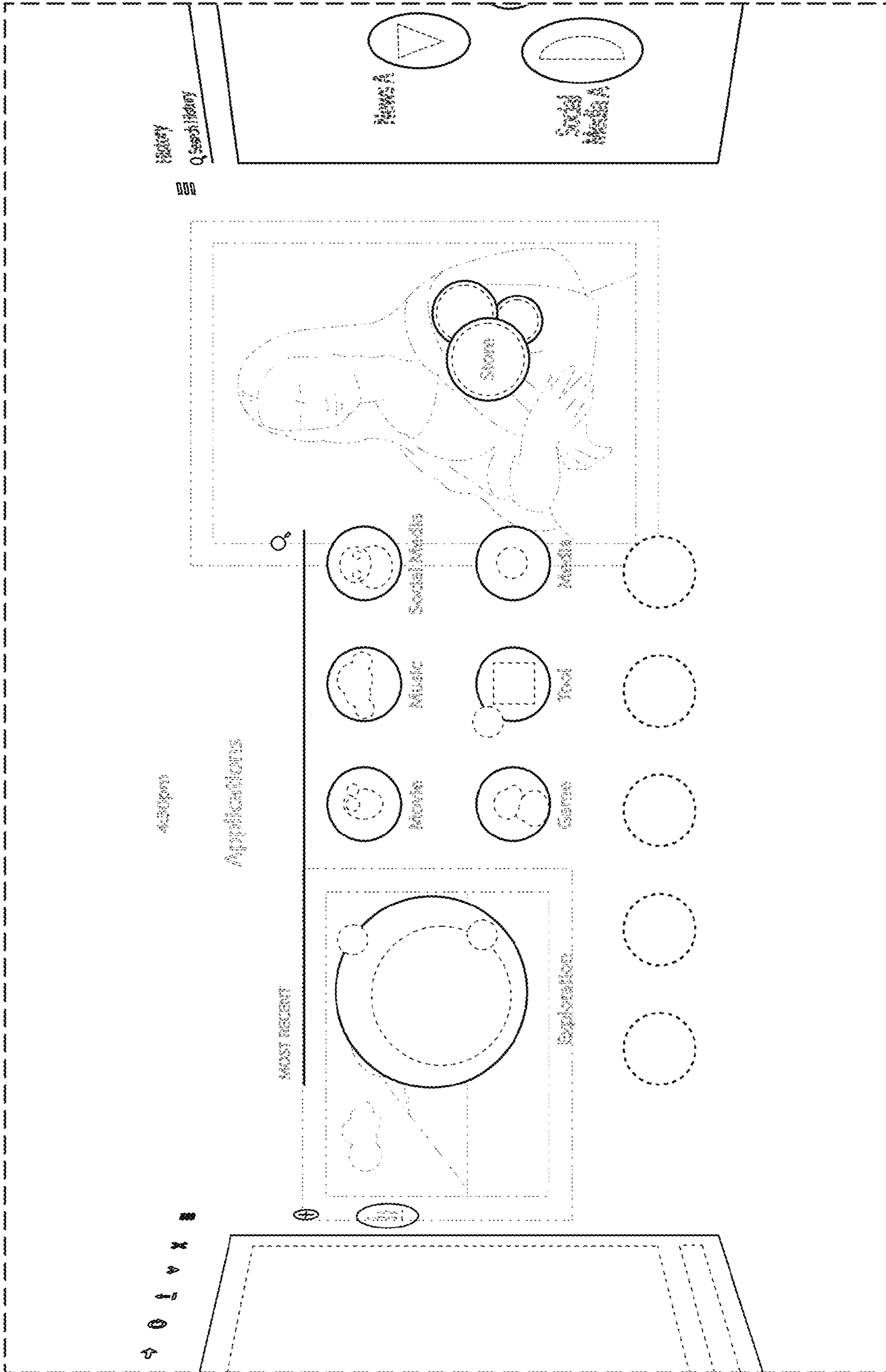


FIG. 1

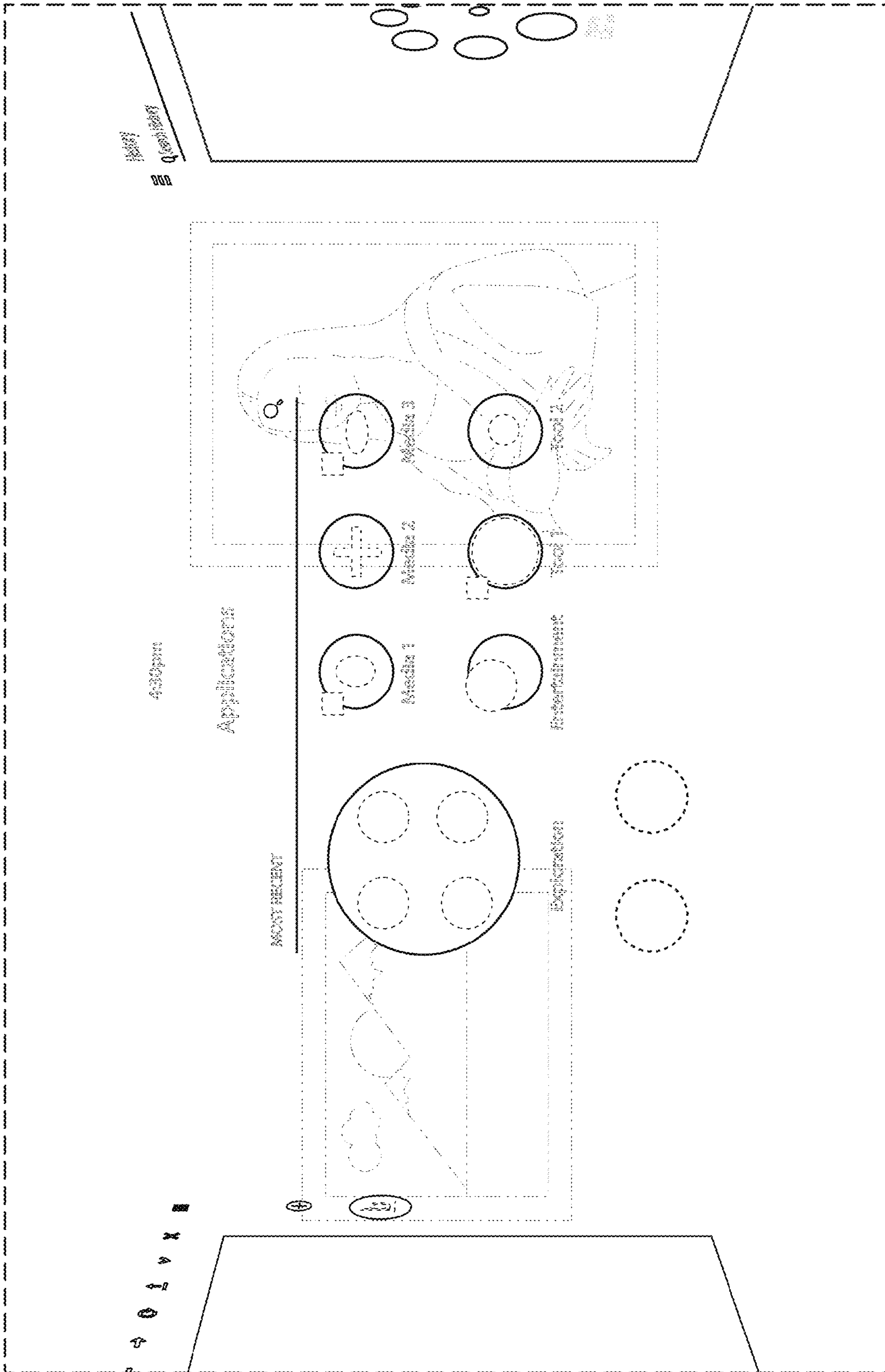


FIG. 2