



US00D886114S

(12) **United States Design Patent**
Roberts

(10) **Patent No.:** **US D886,114 S**

(45) **Date of Patent:** **** Jun. 2, 2020**

(54) **USB FLASH DRIVE**

(71) Applicant: **James Roberts**, St Martin (JE)

(72) Inventor: **James Roberts**, St Martin (JE)

(73) Assignee: **Flashbay Electronics Hong Kong Limited**, Hong Kong (HK)

(**) Term: **15 Years**

(21) Appl. No.: **29/679,221**

(22) Filed: **Feb. 4, 2019**

(51) **LOC (12) Cl.** **14-03**

(52) **U.S. Cl.**
USPC **D14/480.1**

(58) **Field of Classification Search**
USPC D14/480.1–480.7, 435.1, 411, 433, 436,
D14/484.1, 137, 155, 203.1–203.8, 240,
D14/242; D13/133, 154
CPC H05K 5/0278; G06K 19/07732
See application file for complete search history.

(56) **References Cited**

U.S. PATENT DOCUMENTS

D574,822 S * 8/2008 Bhavnani D10/15
D576,619 S * 9/2008 Udagawa D14/435.1

D587,719 S * 3/2009 Tate D14/480.1
D607,886 S * 1/2010 Bolotin D14/480.1
D670,712 S * 11/2012 Bolotin D14/480.5
D800,138 S * 10/2017 Brown D14/480.5
D800,139 S * 10/2017 Brown D14/480.5
D834,580 S * 11/2018 Wang D14/435.1
D845,964 S * 4/2019 Kim D14/480.5
D873,274 S * 1/2020 Bolotin D14/480.5

* cited by examiner

Primary Examiner — Angela J Lee

(57) **CLAIM**

The ornamental design for a USB flash drive, as shown and described.

DESCRIPTION

FIG. 1 is a front view of the USB flash drive.
FIG. 2 is a rear view of the USB flash drive.
FIG. 3 is a top view of the USB flash drive.
FIG. 4 is a bottom view of the USB flash drive.
FIG. 5 is a right side view of the USB flash drive.
FIG. 6 is a left side view of the USB flash drive.
FIG. 7 is a front, top, left side perspective of the USB flash drive; and,
FIG. 8 is a rear, bottom, right side perspective of the USB flash drive.

1 Claim, 2 Drawing Sheets

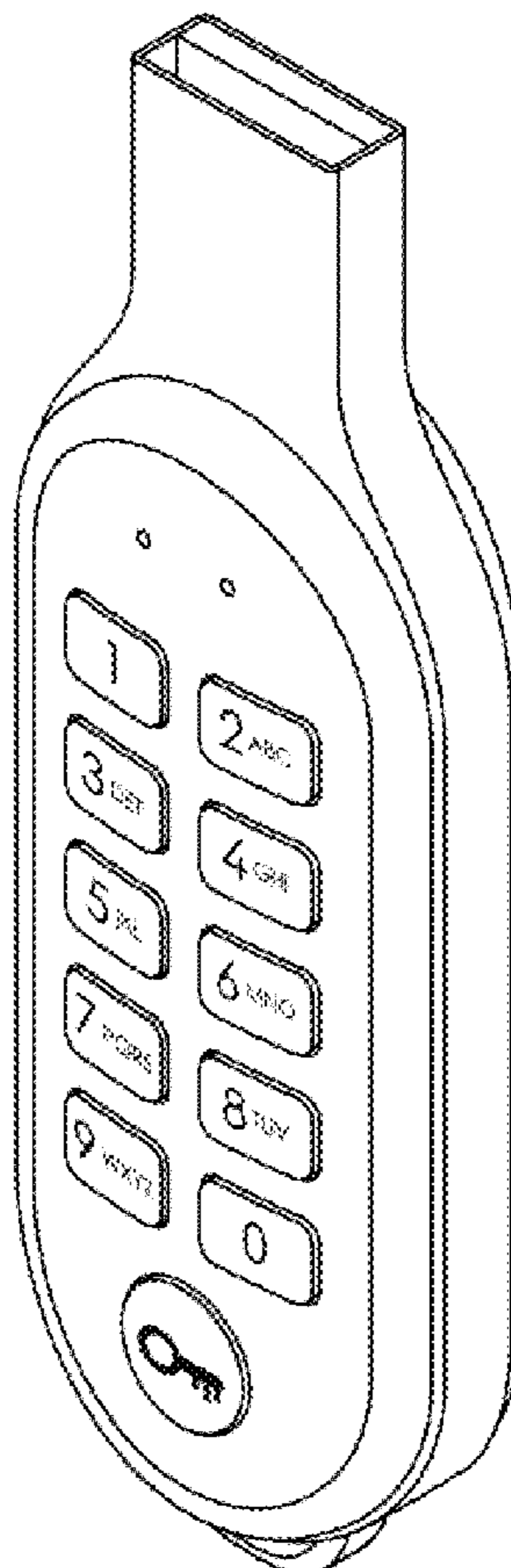


FIG.1

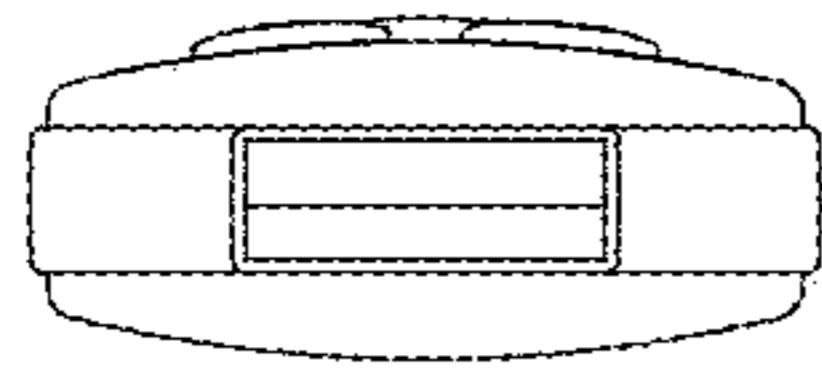


FIG.2

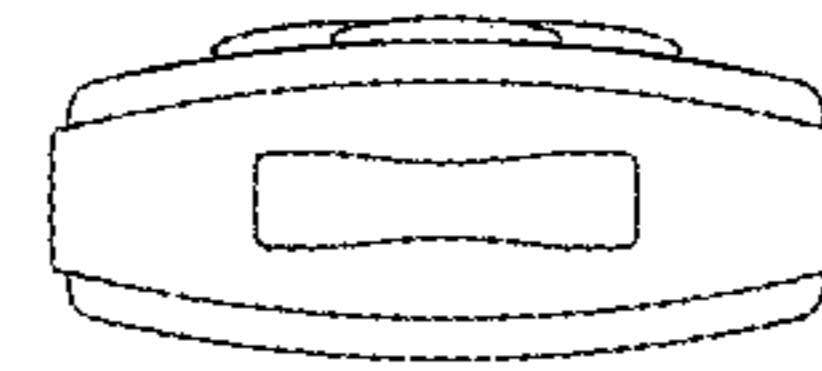


FIG.3

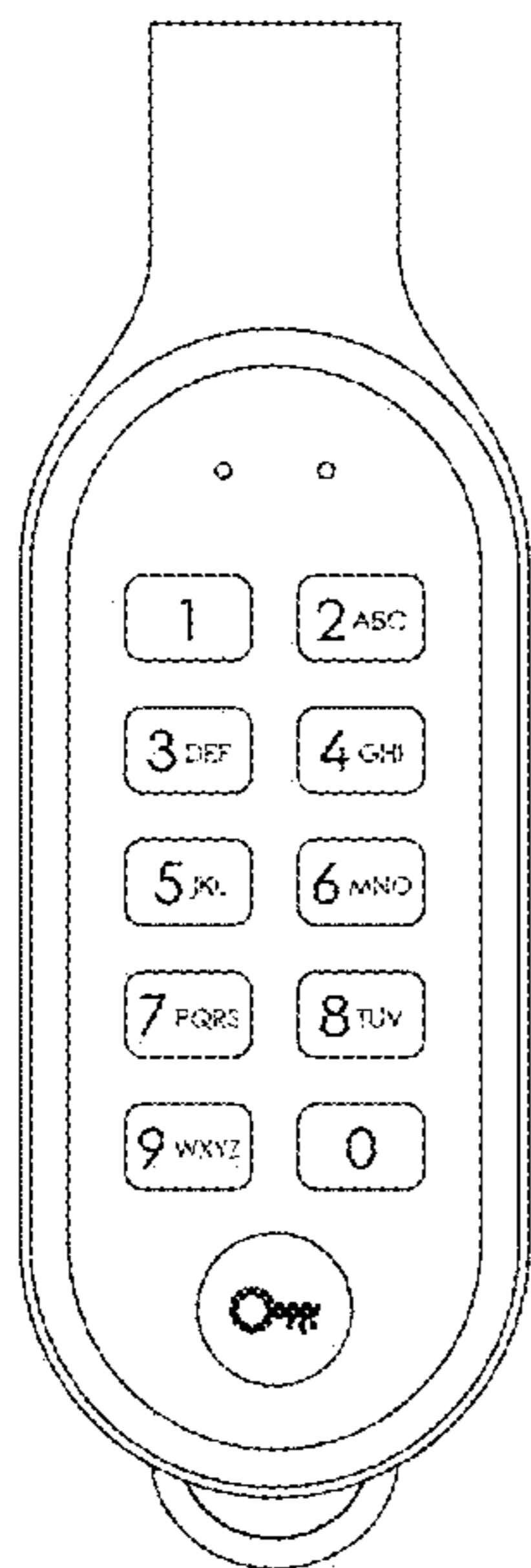


FIG.4

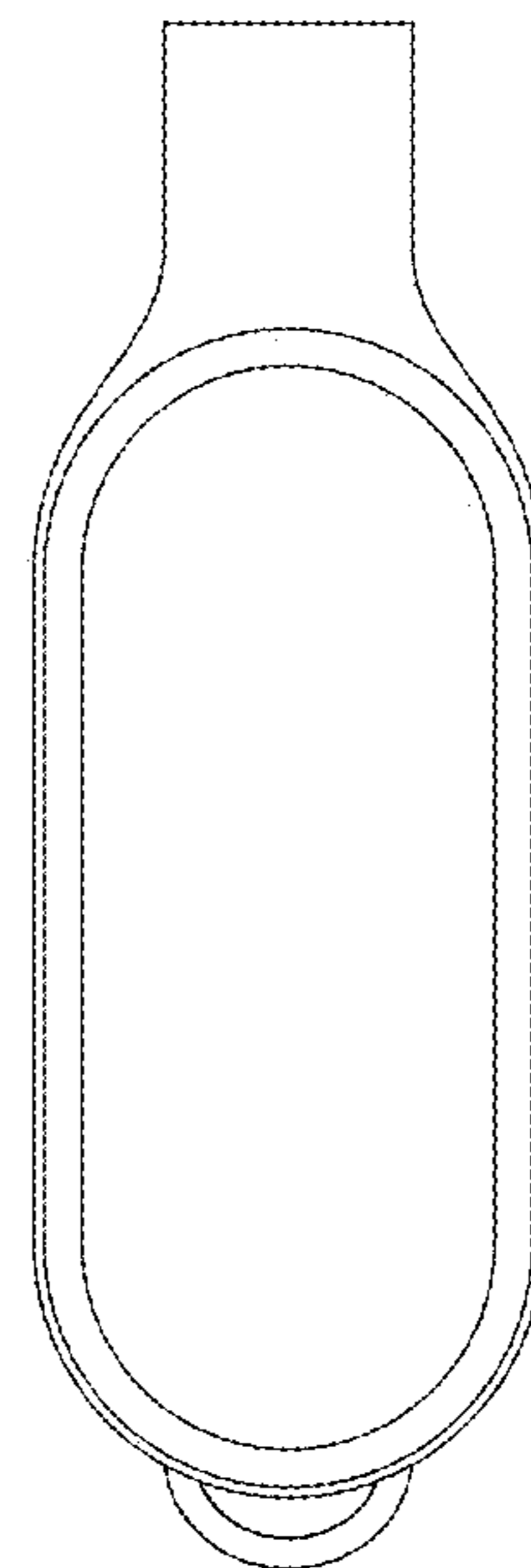


FIG.5

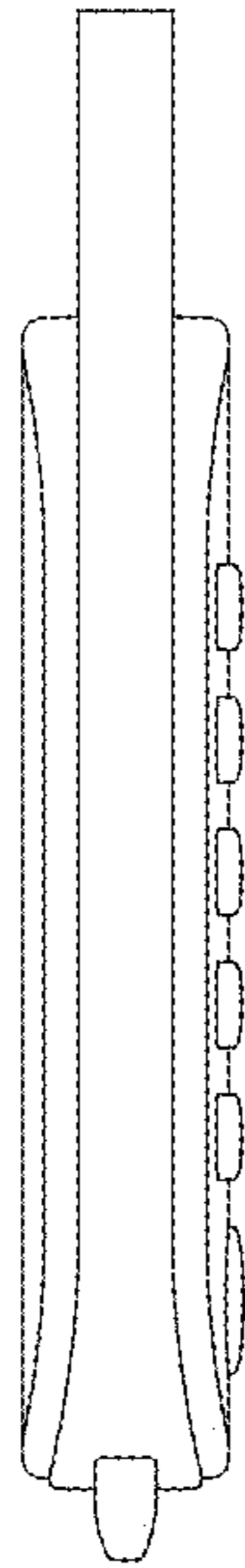


FIG.6

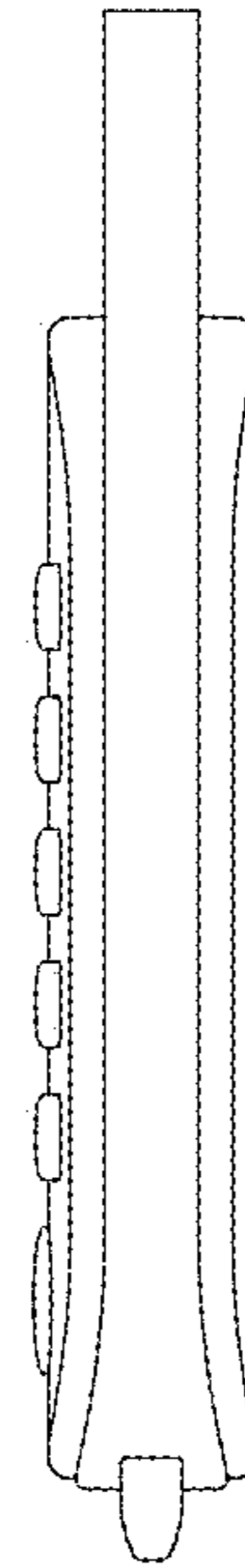


FIG.7

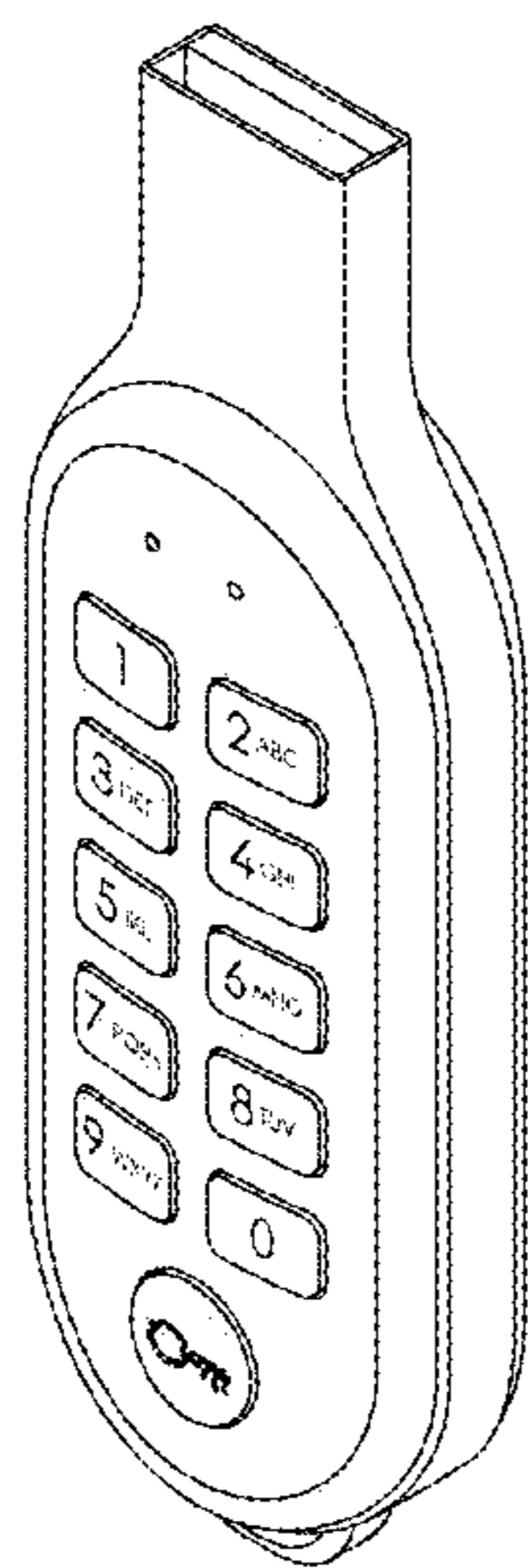


FIG.8

