



US00D886088S

(12) **United States Design Patent** (10) **Patent No.:** **US D886,088 S**
Jannard et al. (45) **Date of Patent:** **** Jun. 2, 2020**

(54) **ELECTRONIC DEVICE**
(71) Applicant: **RED HYDROGEN LLC**, Irvine, CA (US)

D279,673 S 7/1985 Rivette et al.
D316,409 S 4/1991 Sharbaugh
D316,410 S 4/1991 Watanabe et al.
D319,059 S 8/1991 Divine
(Continued)

(72) Inventors: **James H. Jannard**, Las Vegas, NV (US); **Peter Jarred Land**, Los Angeles, CA (US); **Matthew Tremblay**, Laguna Beach, CA (US)

FOREIGN PATENT DOCUMENTS

CN 102238255 A 11/2011
CN 202103723 U 1/2012
(Continued)

(73) Assignee: **RED.COM, LLC.**, Solana Beach, CA (US)

OTHER PUBLICATIONS

(**) Term: **15 Years**

Video shows prototypes of Red's \$1,200 Hydrogen One smartphone, published Aug. 3, 2017, [online], [site visited Apr. 17, 2019]. Retrieved from url:https://www.gsmarena.com/video_shows_prototypes_of_1200_hydrogen_one_smartphone-news-26550.php (Year: 2017).*

(21) Appl. No.: **29/609,576**

(22) Filed: **Jun. 30, 2017**

(51) **LOC (12) Cl.** **14-03**

(52) **U.S. Cl.**
USPC **D14/248**

(58) **Field of Classification Search**
USPC D14/138 AA, 138 AB, 138 AC, 138 AD, D14/138 C, 138 R, 138 G, 248, 341, 345, D14/203.7, 371, 137; D21/329; D10/50, D10/65
CPC .. H04M 1/027; H04M 1/0202; H04M 1/0279; H04M 1/0235; H04M 1/0237; H04M 1/0239; H04M 1/0266; H04M 1/0268; H04M 1/0295; G06F 1/1652; G06F 1/1641; G06F 1/1647; G06F 1/1626; H04N 19/122; H04N 19/124; H04N 19/18

See application file for complete search history.

(56) **References Cited**

U.S. PATENT DOCUMENTS

D175,073 S 7/1955 Heller
D221,720 S 8/1971 Hoskins
D244,209 S 5/1977 Bliven
D270,061 S 8/1983 Ackeret
D274,674 S 7/1984 Allen

(Continued)

Primary Examiner — Michelle E. Wilson

Assistant Examiner — Tracey J Bell

(74) *Attorney, Agent, or Firm* — Mintz Levin Cohn Ferris Glovsky and Popeo, P.C.; F. Jason Far-hadian, Esq.

(57) **CLAIM**

The ornamental design for an electronic device, as shown and described.

DESCRIPTION

FIG. 1 is a front perspective view of the electronic device of the present invention;

FIG. 2 is a front elevational view thereof;

FIG. 3 is a rear elevational view thereof;

FIG. 4 is a right-side elevational view thereof;


FIG. 5 is a left-side elevational view thereof;

FIG. 6 is a top plan view thereof; and,

FIG. 7 is a bottom plan view thereof.

The broken lines show portions of the electronic device that form no part of the claimed design.

1 Claim, 5 Drawing Sheets



(56)

References Cited

U.S. PATENT DOCUMENTS

D352,936 S 11/1994 Karlin
 5,371,790 A 12/1994 Nevo et al.
 D357,256 S 4/1995 Jardine
 D357,918 S 5/1995 Doria
 D358,177 S 5/1995 Imai
 D375,950 S 11/1996 Jones et al.
 D380,449 S 7/1997 Palatov
 5,805,256 A 9/1998 Miller
 D407,396 S 3/1999 Ogasawara
 5,925,873 A 7/1999 Kumar
 D418,132 S 12/1999 Zoiss et al.
 D427,172 S 6/2000 Bequir
 D427,983 S 7/2000 Nagano et al.
 6,164,853 A 12/2000 Foote
 D459,712 S 7/2002 Langford
 D460,059 S 7/2002 Chan
 D480,375 S 10/2003 Cebe et al.
 D487,440 S 3/2004 Langford
 D487,442 S 3/2004 Wang
 D503,708 S 4/2005 Kolinen
 6,925,315 B2 8/2005 Langford
 D511,773 S 11/2005 Horiki et al.
 D515,079 S 2/2006 Lodato et al.
 D524,281 S 7/2006 Franck et al.
 D528,110 S 9/2006 Cohn
 D529,466 S 10/2006 Rose et al.
 D535,636 S 1/2007 Cooper
 D537,814 S 3/2007 Okada
 D578,718 S 10/2008 Bettanin
 D587,416 S 2/2009 Ashe
 D591,018 S 4/2009 Bogaerts
 D602,665 S 10/2009 Porcini
 D606,527 S 12/2009 Chen
 D612,823 S 3/2010 Mazzeo
 D615,973 S 5/2010 Sip et al.
 D616,851 S 6/2010 Roka
 D624,601 S 9/2010 Grossman
 D635,971 S 4/2011 Sip et al.
 D639,260 S 6/2011 Carroll
 D641,735 S 7/2011 Santa Maria et al.
 D654,460 S * 2/2012 Kim D14/138 G
 D657,514 S 4/2012 Pedriza
 8,153,270 B2 4/2012 Akieda
 8,155,692 B1 4/2012 Roka
 D660,295 S 5/2012 Mak
 8,180,441 B2 5/2012 Skagmo
 D662,925 S 7/2012 Mayberry et al.
 D663,724 S 7/2012 Lee et al.
 D667,187 S 9/2012 Sowinski
 D671,931 S 12/2012 Fathollahi
 D678,327 S * 3/2013 Lee D14/203.3
 D688,233 S 8/2013 Dong
 8,593,745 B2 11/2013 O'Neill
 D695,478 S 12/2013 Hobe
 D695,728 S * 12/2013 Shi D14/248
 8,671,498 B2 3/2014 Ferlito
 D723,529 S 3/2015 Song
 D730,334 S * 5/2015 Shin D14/248
 D735,688 S * 8/2015 Daniel D14/138 G
 D736,172 S * 8/2015 Daniel D14/138 G
 D740,281 S 10/2015 Kim et al.
 D749,566 S * 2/2016 Nakamura D14/341

9,288,295 B2 3/2016 Ivanovski et al.
 D753,622 S 4/2016 Lee et al.
 D754,124 S 4/2016 Kim et al.
 D756,324 S 5/2016 Tosh et al.
 D762,209 S * 7/2016 Akana D14/341
 D762,633 S 8/2016 Fife
 D763,250 S 8/2016 Jannard
 D767,563 S 9/2016 Satzger et al.
 9,583,285 B1 2/2017 Andre
 D784,311 S * 4/2017 Yoon D14/248
 9,621,690 B2 4/2017 Jannard et al.
 D791,731 S * 7/2017 Aihara D14/138 G
 D794,634 S * 8/2017 Kim D14/345
 D795,214 S * 8/2017 Tschopp D14/138 G
 D802,551 S * 11/2017 Hunt D14/138 G
 D802,573 S 11/2017 Itor
 D807,335 S * 1/2018 Kitade D14/248
 D808,942 S * 1/2018 Lee D14/248
 9,871,900 B2 1/2018 Jannard et al.
 9,917,935 B2 3/2018 Pizzo et al.
 D823,851 S * 7/2018 Jannard D14/341
 D828,320 S * 9/2018 Tschopp D14/138 G
 2001/0024945 A1 9/2001 Inomata
 2003/0083020 A1 5/2003 Langford
 2003/0137802 A1 7/2003 Novak
 2005/0141199 A1 6/2005 Chiou
 2006/0083913 A1 4/2006 Armaly
 2009/0251423 A1 10/2009 Jung
 2009/0270135 A1 10/2009 Shoji
 2009/0291709 A1 11/2009 Lee
 2011/0032666 A1 2/2011 Gideonse et al.
 2011/0115679 A1 5/2011 Kong et al.
 2011/0309728 A1 11/2011 Diebel
 2012/0093494 A1 4/2012 Wang
 2013/0307769 A1 11/2013 Sharma et al.
 2014/0098509 A1 4/2014 Tomoe
 2014/0128132 A1 5/2014 Cox
 2015/0256655 A1 9/2015 Jannard
 2015/0355684 A1 * 12/2015 Nakamura G06F 1/1626
 361/679.3
 2016/0044148 A1 2/2016 Pizzo
 2017/0214777 A1 7/2017 Jannard
 2019/0014319 A1 * 1/2019 Jannard H04N 19/13

FOREIGN PATENT DOCUMENTS

CN 203261364 U 10/2013
 CN 203261368 U 10/2013
 CN 303207721 * 5/2015
 EP 1096759 5/2001
 JP H05-227078 9/1993
 JP 2001-336965 12/2001
 JP 2005-112383 4/2005

OTHER PUBLICATIONS

Amazon.com product listing, dated 2014.
 "Meet the toughest, most durable rugged smartphones money can buy," dated Jan. 24, 2014, www.phonearena.com.
 "V-Mount NiMH Battery Range," Cine Power International Ltd., Magnolia Lake, Mamhead, NR. Exeter Devon, EX6 8HG, United Kingdom.

* cited by examiner

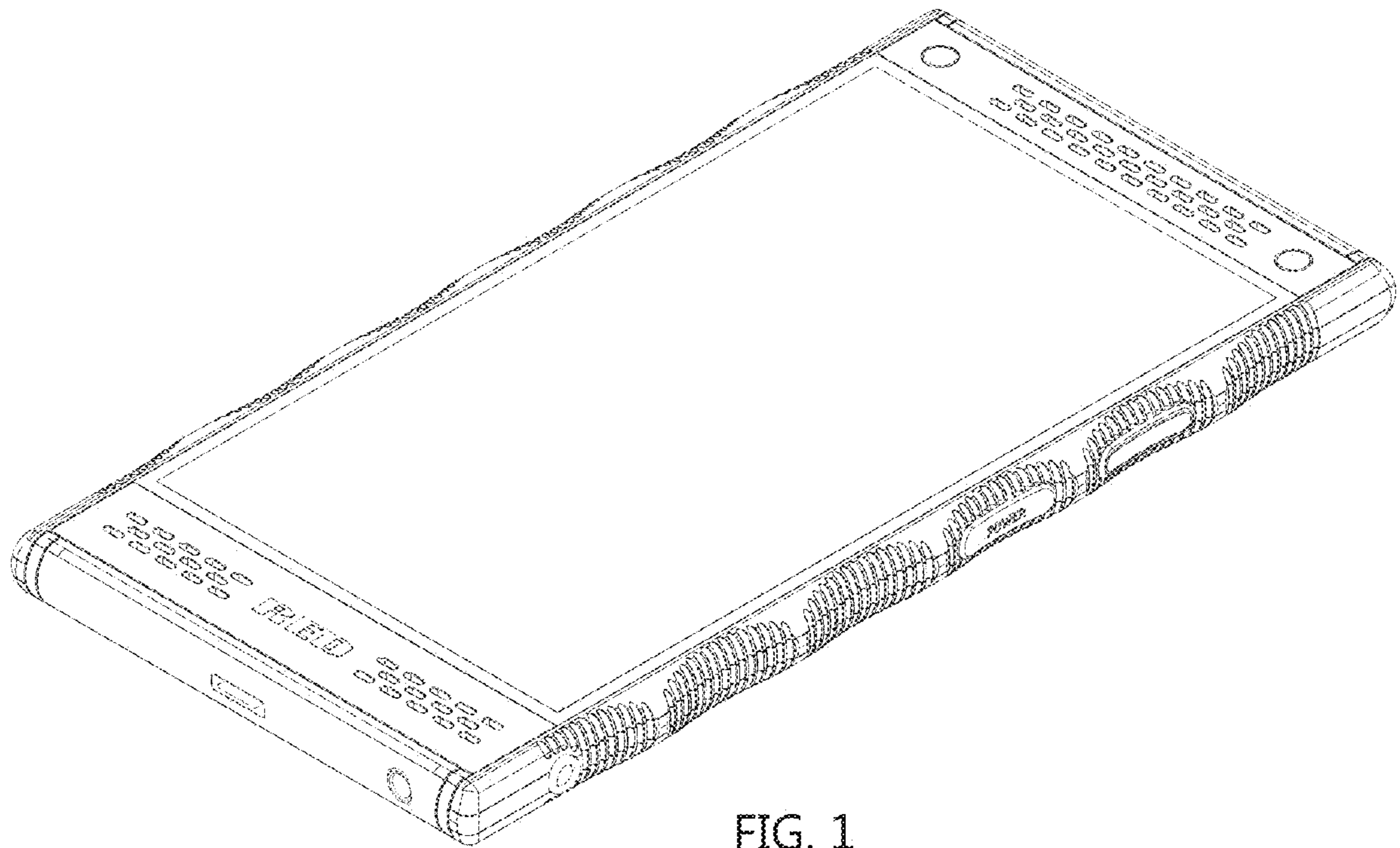


FIG. 1




FIG. 2

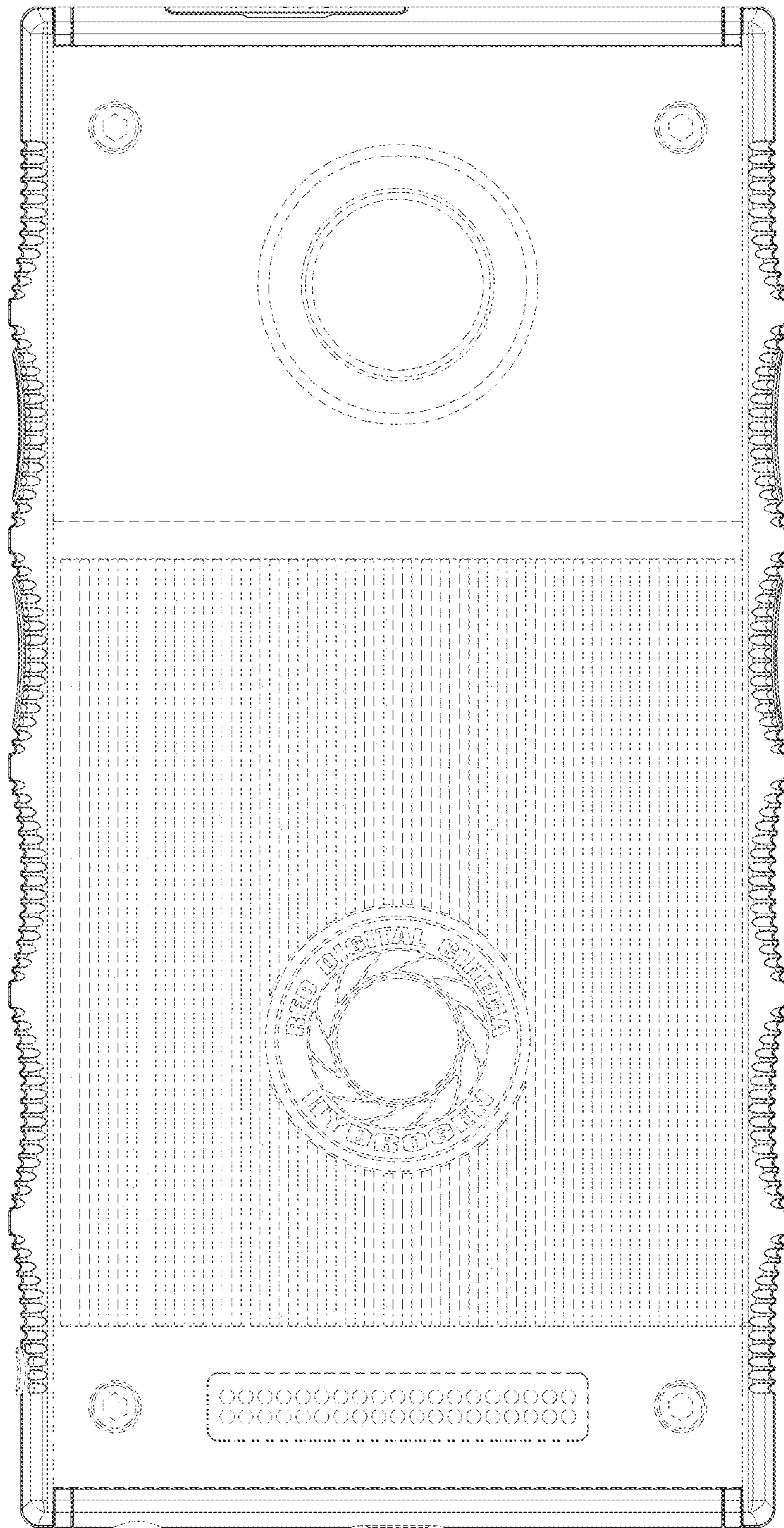


FIG. 3

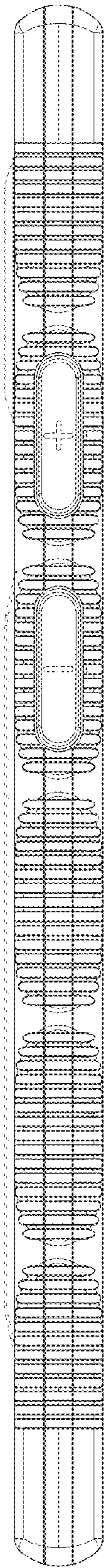


FIG. 4

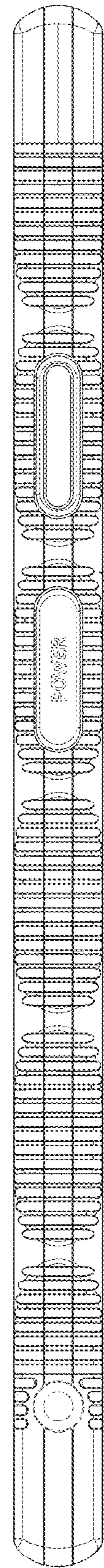


FIG. 5

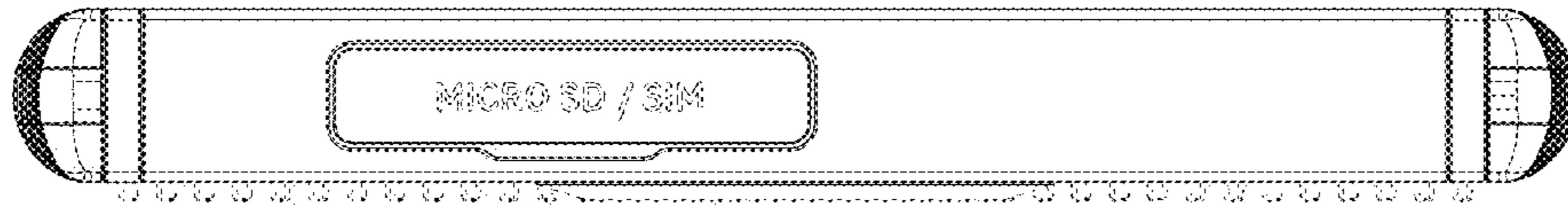


FIG. 6

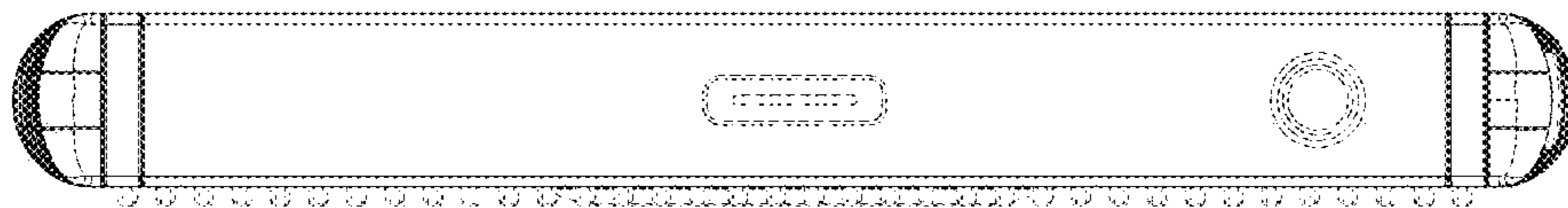


FIG. 7