



US00D886080S

(12) **United States Design Patent**
Yang

(10) **Patent No.:** **US D886,080 S**
(45) **Date of Patent:** **** Jun. 2, 2020**

(54) **SPEAKER**

(71) Applicant: **Shenzhen YiKeXin Network Tech Co., Ltd.**, Longhua District, Shenzhen (CN)

(72) Inventor: **Yuanyuan Yang**, Hubei Province (CN)

(**) Term: **15 Years**

(21) Appl. No.: **29/718,399**

(22) Filed: **Dec. 24, 2019**

(51) **LOC (12) Cl.** **14-01**

(52) **U.S. Cl.**
USPC **D14/216**

(58) **Field of Classification Search**

USPC D14/167, 168, 170–172, 188, 194–196, D14/204, 209.1, 210–216, 219, 221, 222, D14/224, 239, 496, 162, 169, 175, 179, D14/189, 197, 198, 207, 257, 265, 299
CPC B60R 11/0217; G06F 1/1688; G10K 9/22; G10K 11/004; H03F 1/327; H04M 1/03; H04M 1/035; H04N 5/642; H04N 21/4852; H04R 1/02; H04R 1/06; H04R 1/021; H04R 1/025; H04R 1/026; H04R 1/028; H04R 1/105; H04R 1/323; H04R 1/403; H04R 1/2803; H04R 1/2834; H04R 5/02; H04R 7/20; H04R 9/06; H04R 9/025; H04R 2201/021; H04R 2400/00; H04R 2400/07; H04R 2499/11; H04R 2499/13; H04R 2499/15; H04S 3/00; H04S 7/30

See application file for complete search history.

(56) **References Cited**

U.S. PATENT DOCUMENTS

D726,684 S *	4/2015	Schmiedbauer	D14/210
D742,358 S *	11/2015	Alves	D14/216
D765,618 S *	9/2016	Alves	D14/216
D798,268 S *	9/2017	Fang	D14/216
D800,699 S *	10/2017	Fischer	D14/216
D807,320 S *	1/2018	Wong	D14/204
D836,606 S	12/2018	Kangasmaa et al.		
D848,397 S *	5/2019	Alves	D14/216
D849,794 S *	5/2019	You	D14/497
D853,984 S *	7/2019	Alves	D14/204

* cited by examiner

Primary Examiner — Keli L Hill

(74) *Attorney, Agent, or Firm* — ZANIP

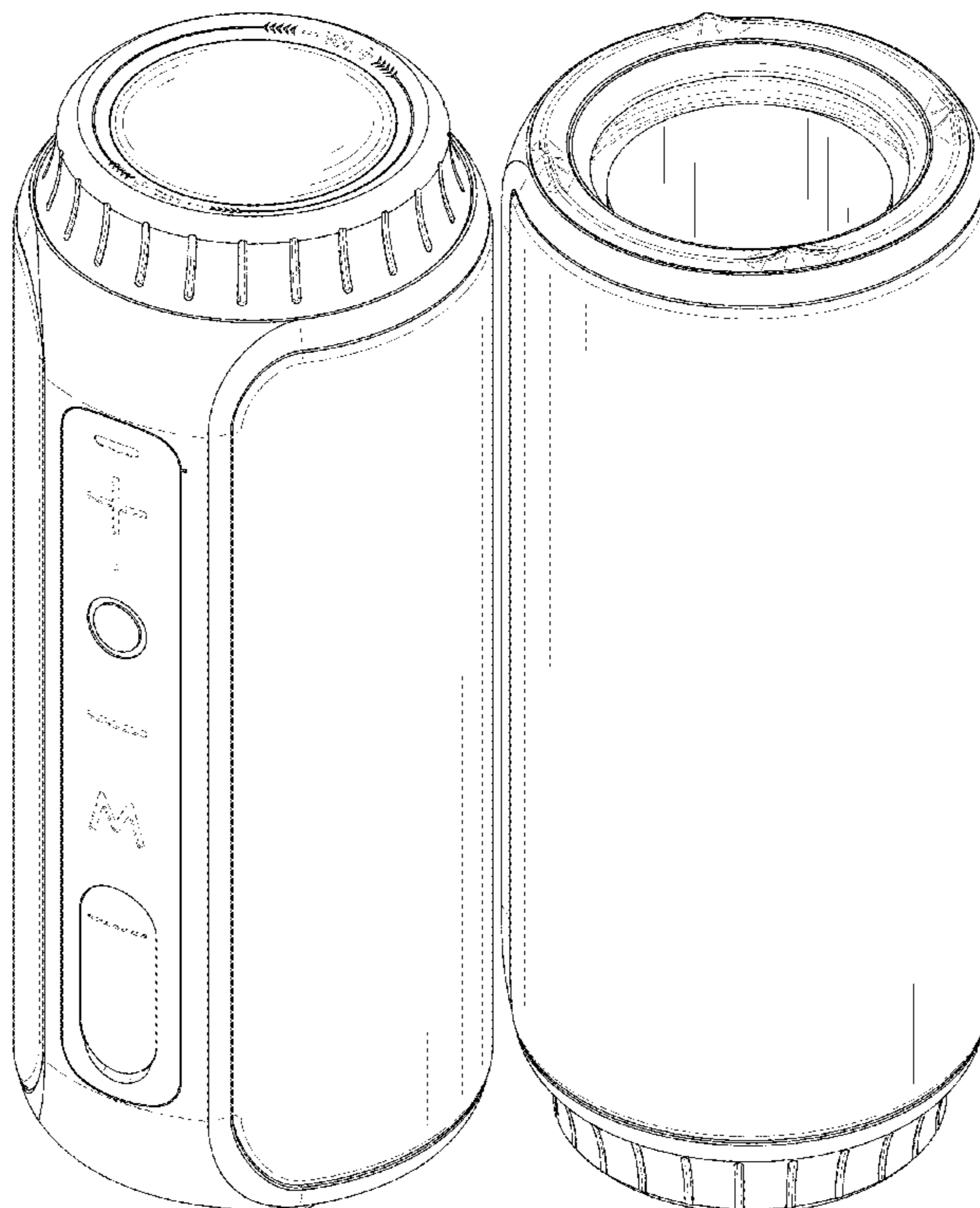
(57) **CLAIM**

The ornamental design for speaker, as shown and described.

DESCRIPTION

FIG. 1 is a front and top perspective view of speaker, showing my new design;
FIG. 2 is a rear and bottom perspective view thereof;
FIG. 3 is a front elevational view thereof;
FIG. 4 is a rear elevational view thereof;
FIG. 5 is a left side elevational view thereof;
FIG. 6 is a right side elevational view thereof;
FIG. 7 is a top plan view thereof; and,
FIG. 8 is a bottom plan view thereof.
The broken lines in the figures illustrate portions of the speaker that form no part of the claimed design.

1 Claim, 8 Drawing Sheets



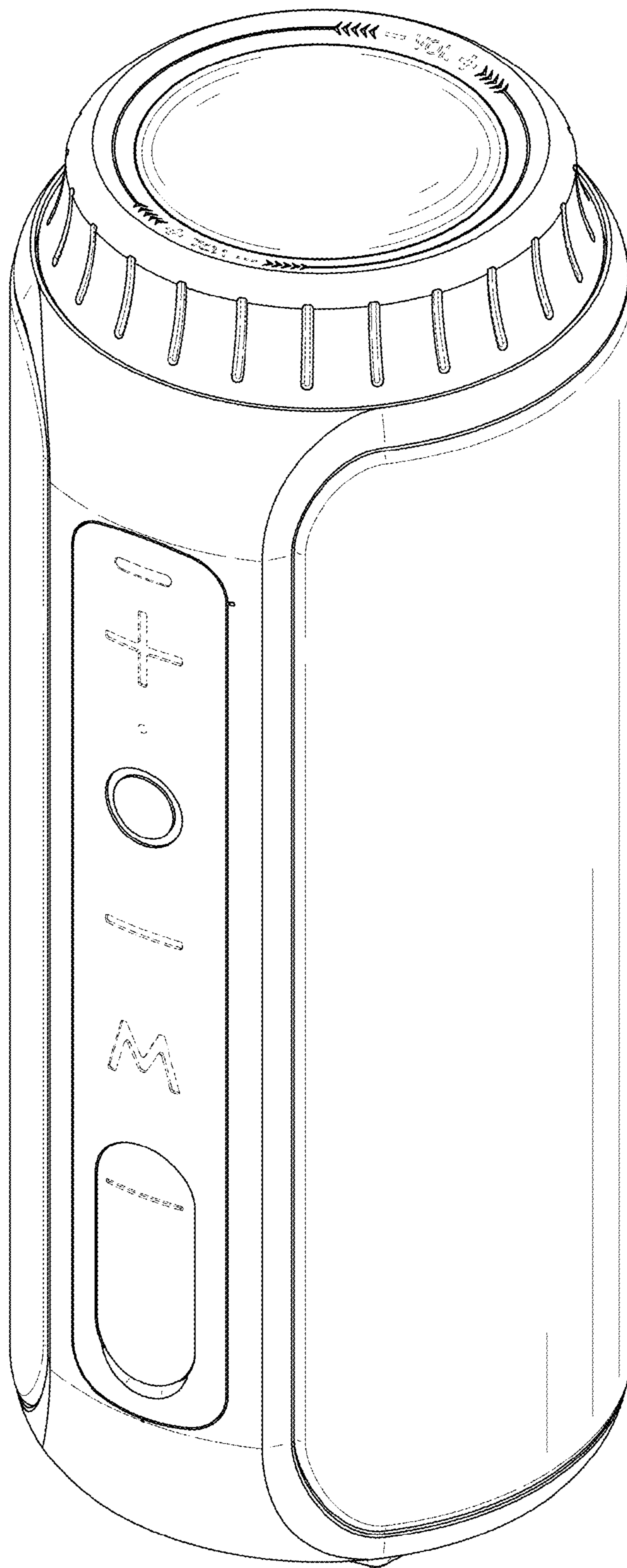


FIG. 1




FIG. 2

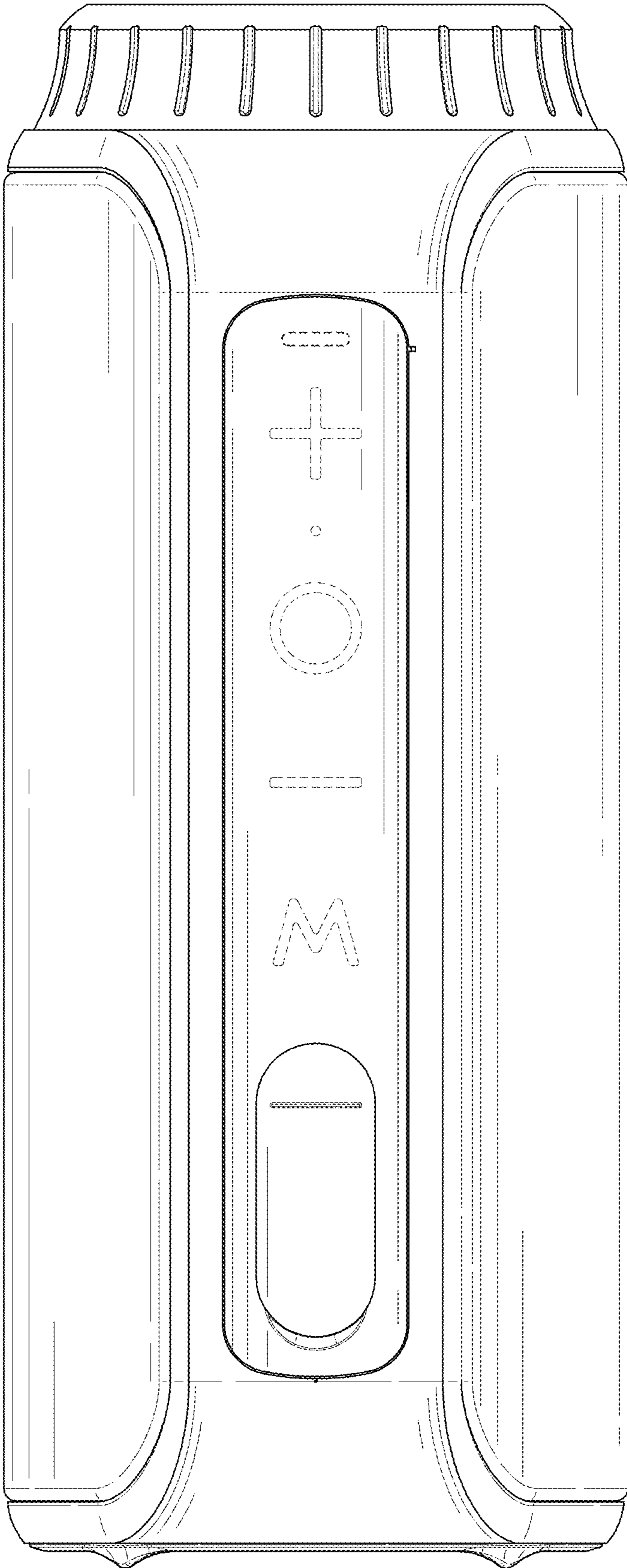


FIG. 3




FIG. 4




FIG. 5




FIG. 6

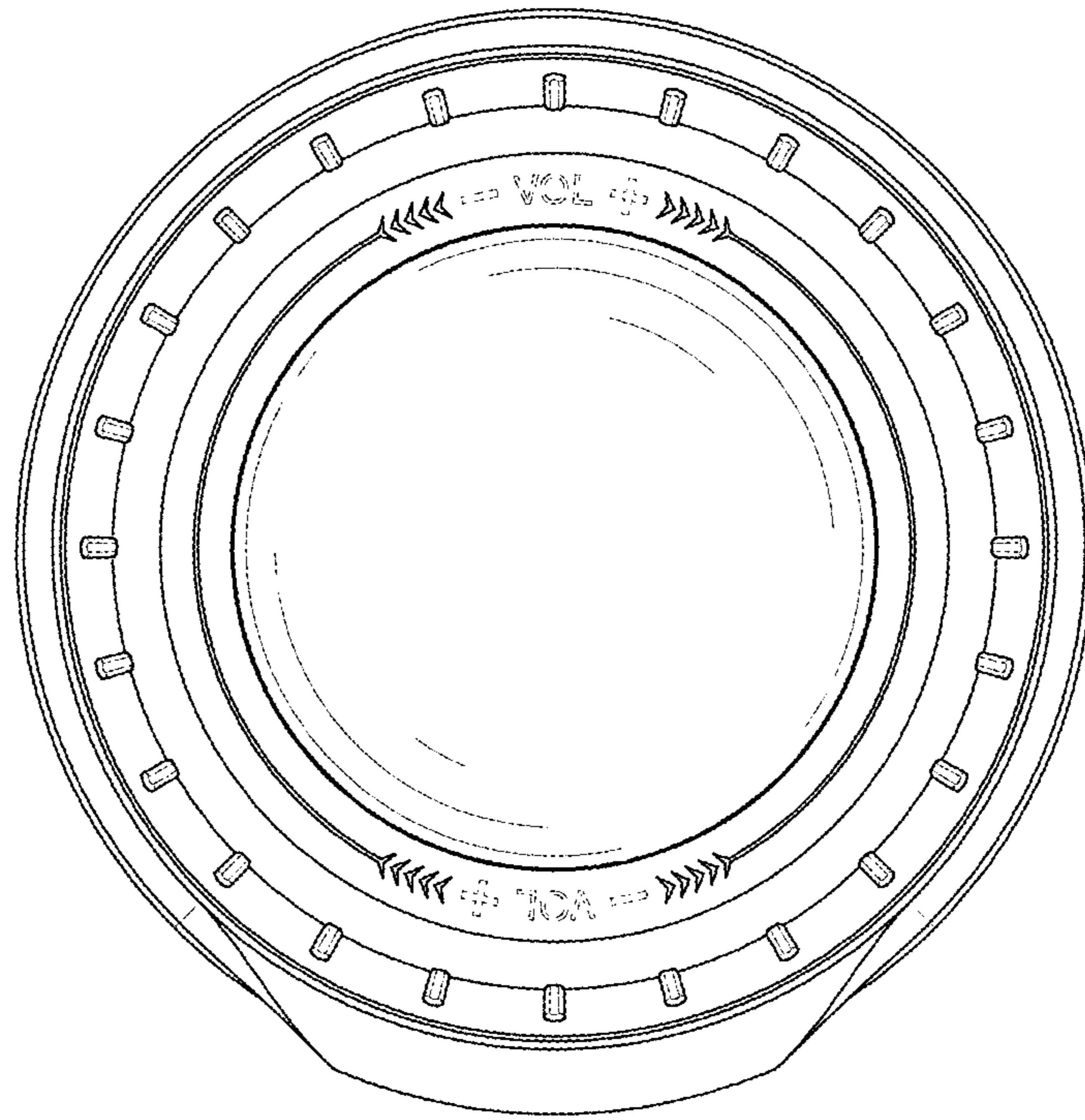


FIG. 7

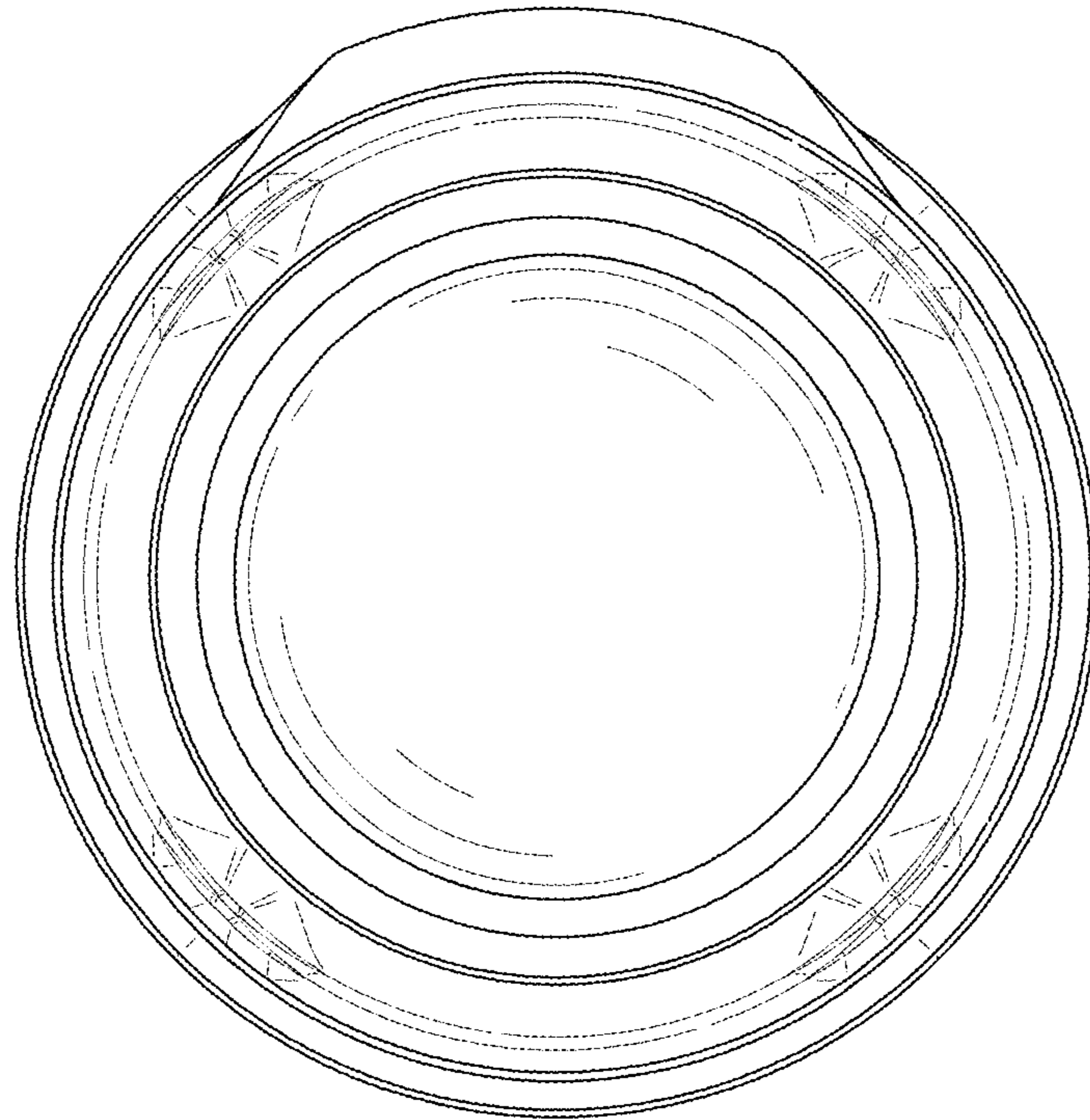


FIG. 8