



US00D886049S

(12) **United States Design Patent** (10) **Patent No.:** **US D886,049 S**
Lee (45) **Date of Patent:** **** Jun. 2, 2020**

(54) **POWER UNIT FOR VEHICLE VIDEO RECORDER**

(56) **References Cited**

(71) Applicant: **THINKWARE CORPORATION,**
Gyeonggi-Do (KR)

(72) Inventor: **Yong Lee,** Seoul (KR)

(73) Assignee: **THINKWARE CORPORATION,**
Gyeonggi-Do (KR)

(**) Term: **15 Years**

(21) Appl. No.: **29/644,733**

(22) Filed: **Apr. 20, 2018**

(30) **Foreign Application Priority Data**

Jan. 4, 2018 (KR) 30-2018-0000530

(51) **LOC (12) Cl.** **13-02**

(52) **U.S. Cl.**
USPC **D13/107**

(58) **Field of Classification Search**
USPC D13/102–110, 118–119, 184, 199;
D14/356, 432

CPC Y02E 60/10; Y02E 60/12; Y02E 60/122;
Y02E 60/124; Y02E 60/50; H01M 2/02;
H01M 2/022; H01M 2/0202; H01M
2/0207; H01M 2/0212; H01M 2/1061;
H01M 2/1022; H01M 2/1055; H01M
2/1066; H01M 2/105; H01M 2/20; H01M
2/204; H01M 2/206; H01M 10/44; H01M
10/46; H01M 10/465; H01M 10/482;
H01M 2200/30; H01M 2250/30; H01M
2250/40; H02J 7/00; H02J 7/0003; H02J
7/0011; H02J 7/0013; H02J 7/0054; H02J
7/0055; H02J 7/0057; H02J 2007/0062

See application file for complete search history.

U.S. PATENT DOCUMENTS

D542,288 S *	5/2007	Andre	D14/314
D660,261 S *	5/2012	Huang	D13/184
D661,670 S *	6/2012	Huang	D14/125
D674,367 S *	1/2013	Dernier	D14/125
D719,115 S *	12/2014	Liu	D13/147
D737,819 S *	9/2015	Tsai	D14/365
D746,770 S *	1/2016	Nook	D13/103
D785,579 S *	5/2017	McMiller	D14/125
D809,454 S *	2/2018	Zhou	D13/103
D810,078 S *	2/2018	Kikuchi	D14/358
D814,407 S *	4/2018	Yang	D13/107
D816,024 S *	4/2018	Yang	D13/107
D826,855 S *	8/2018	Xu	D13/110

* cited by examiner

Primary Examiner — Nathaniel D. Buckner

(74) *Attorney, Agent, or Firm* — Leber IP Law; David C. Robertson

(57) **CLAIM**

The ornamental design for a power unit for vehicle video recorder, as shown and described.

DESCRIPTION

FIG. 1 is a perspective view of a power unit for vehicle video recorder showing my new design;
FIG. 2 is a front elevational view thereof;
FIG. 3 is a rear elevational view thereof;
FIG. 4 is a left side elevational view thereof;
FIG. 5 is a right side elevational view thereof;
FIG. 6 is a top view thereof; and,
FIG. 7 is a bottom view thereof.

The broken lines in the drawings depict portions of the power unit for vehicle video recorder that form no part of the claimed design.

1 Claim, 7 Drawing Sheets

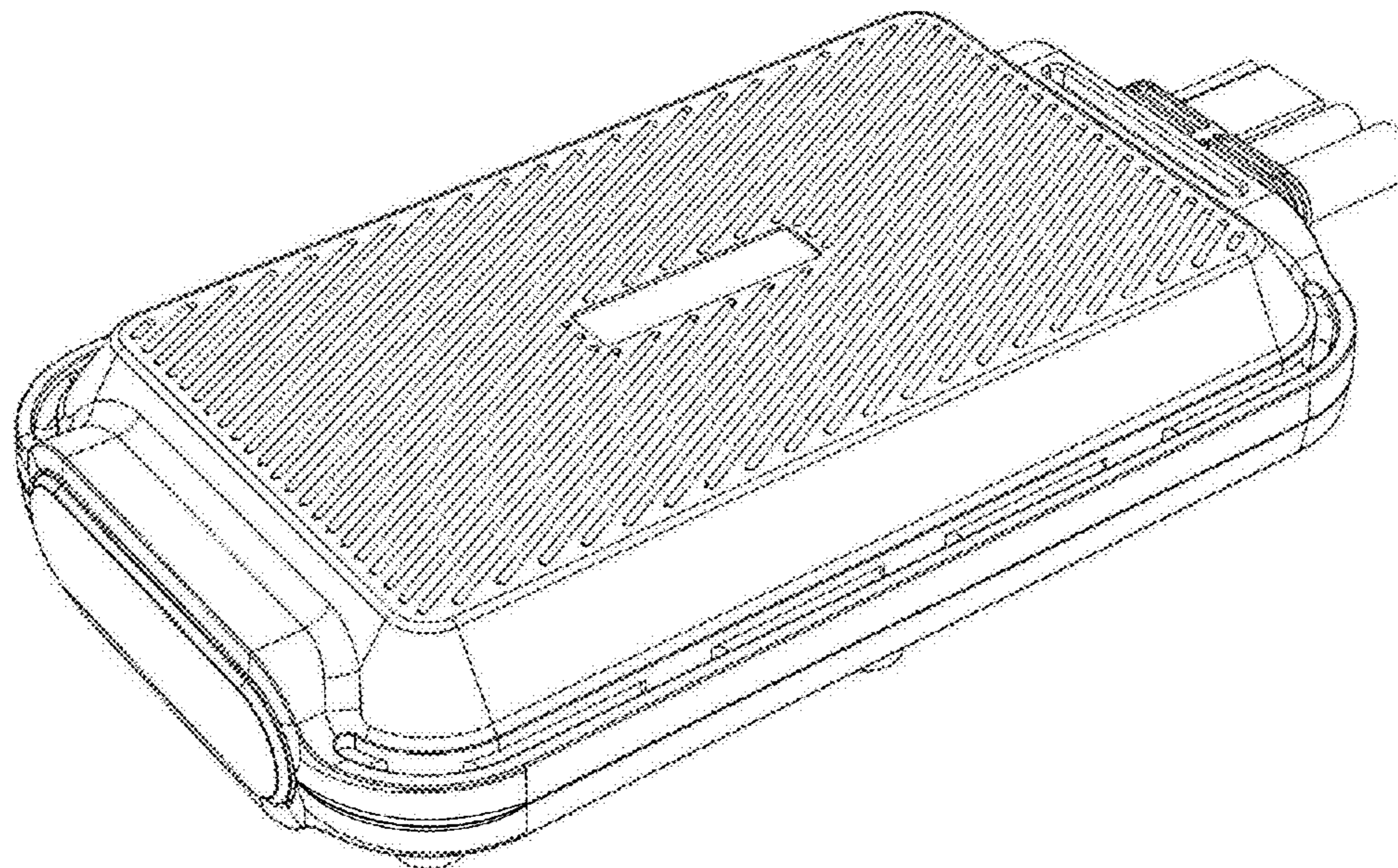


FIG. 1

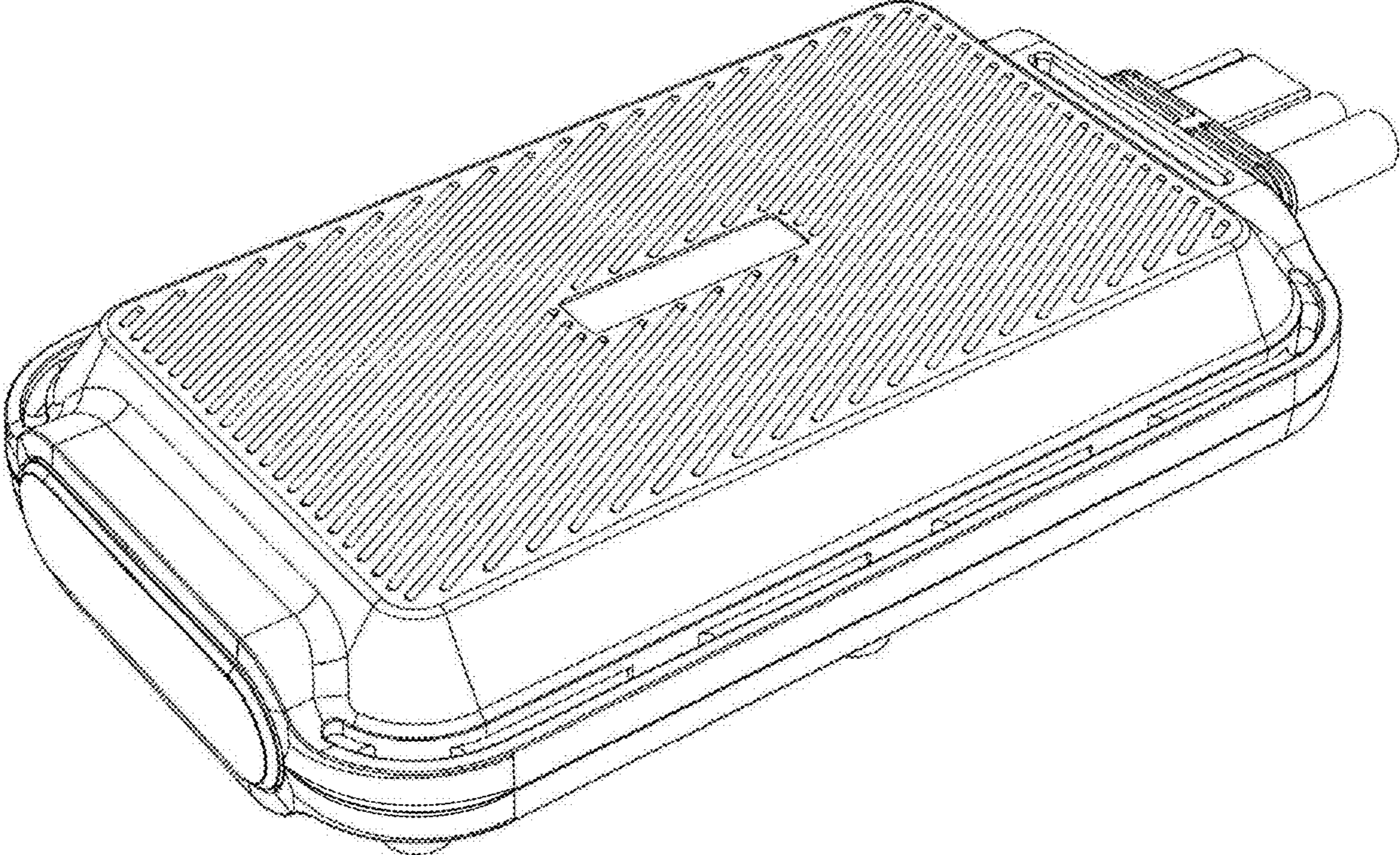


FIG. 2

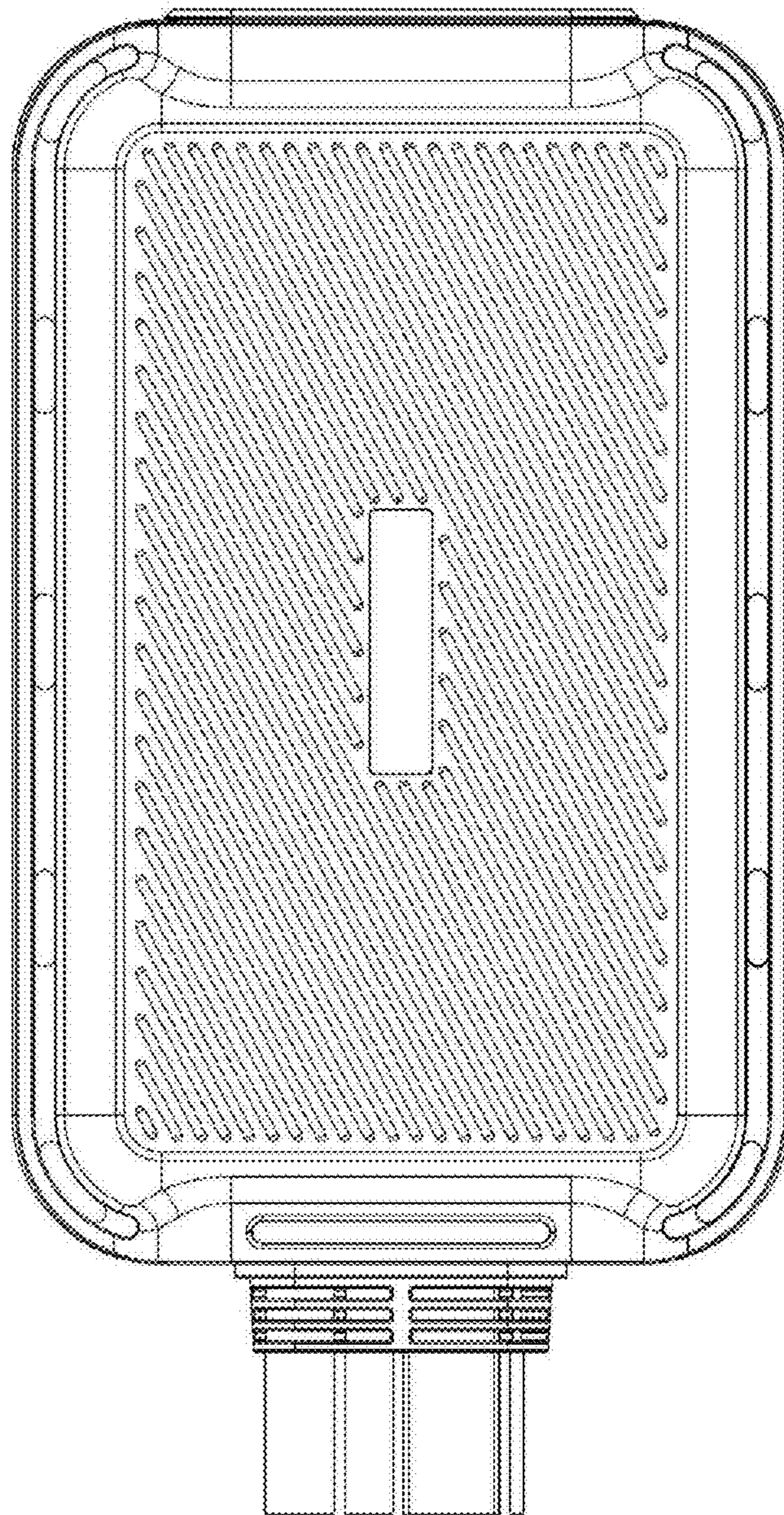


FIG. 3




FIG. 4

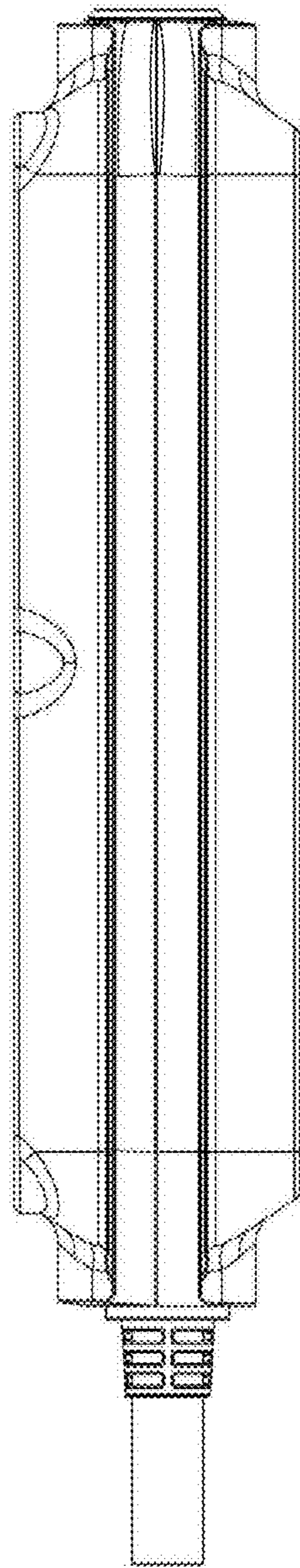


FIG. 5

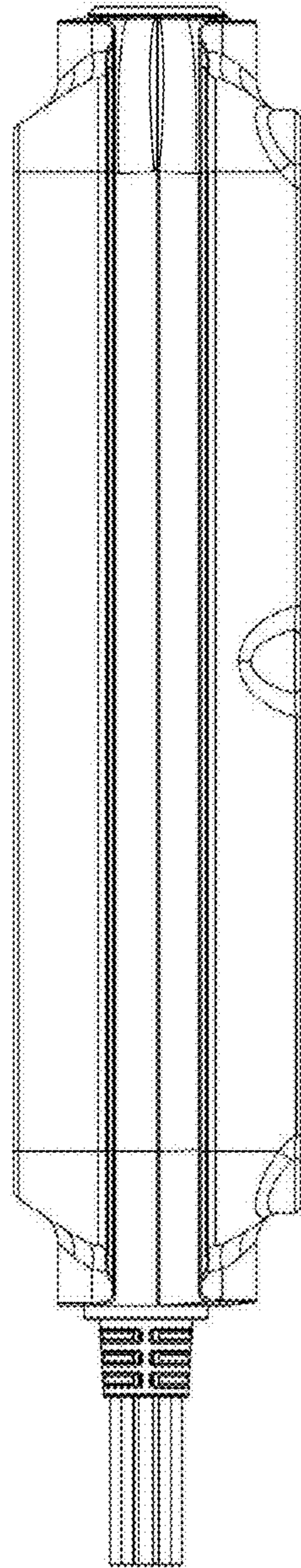


FIG. 6




FIG. 7

