



US00D886048S

(12) **United States Design Patent**
Gan et al.

(10) **Patent No.:** **US D886,048 S**

(45) **Date of Patent:** **** Jun. 2, 2020**

(54) **JUMP STARTER**

(71) Applicant: **Shenzhen Valuelink E-Commerce Co., Ltd.**, Longgang District, Shenzhen (CN)

(72) Inventors: **Qingcao Gan**, Guangdong (CN); **Yuefei Liao**, Guangdong (CN)

(73) Assignee: **SHENZHEN VALUELINK E-COMMERCE CO., LTD.**, Shenzhen (CN)

(**) Term: **15 Years**

(21) Appl. No.: **29/642,562**

(22) Filed: **Mar. 30, 2018**

(30) **Foreign Application Priority Data**

Sep. 30, 2017 (CN) 2017 3 0481231

(51) **LOC (12) Cl.** **13-02**

(52) **U.S. Cl.**
USPC **D13/107; D13/103**

(58) **Field of Classification Search**
USPC D13/106-110, 118, 184; D14/356, 432
CPC Y02E 60/10; Y02E 60/12; Y02E 60/122;
Y02E 60/124; Y02E 60/50; H01M 2/02;
H01M 2/022; H01M 2/0202; H01M
2/0207; H01M 2/0212; H01M 2/1061;
H01M 2/1022; H01M 2/1055; H01M
2/1066; H01M 2/105; H01M 2/20; H01M
2/204; H01M 2/206; H01M 10/44; H01M
10/46; H01M 10/465; H01M 10/482;
H01M 2200/30; H01M 2250/30; H01M
2250/40; H02J 7/00; H02J 7/0003; H02J
7/0011; H02J 7/0013; H02J 7/0054; H02J
7/0055; H02J 7/0057; H02J 7/0034; H02J
7/1423; H02J 2007/0062; H02J 2001/006;
Y02T 10/7005; Y02T 10/705; Y02T
10/7088

See application file for complete search history.

(56) **References Cited**

U.S. PATENT DOCUMENTS

D554,584 S *	11/2007	Feldman	D13/110
D711,318 S *	8/2014	Xinfang	D13/103
D786,192 S *	5/2017	Liu	D13/107
D786,790 S *	5/2017	Miller	D13/108
D803,151 S *	11/2017	Zhou	D13/107
D804,415 S *	12/2017	Deng	D13/108
D809,454 S *	2/2018	Zhou	D13/103
D818,953 S *	5/2018	Xu	D13/110
D848,366 S *	5/2019	Lian	D13/108
D851,586 S *	6/2019	Liu	D13/108
D856,956 S *	8/2019	Liu	D14/138 R
D861,597 S *	10/2019	Gan	D13/108
2016/0359352 A1 *	12/2016	Chiu	H02J 7/0047

* cited by examiner

Primary Examiner — Nathaniel D. Buckner

(74) *Attorney, Agent, or Firm* — Fish IP Law, LLP

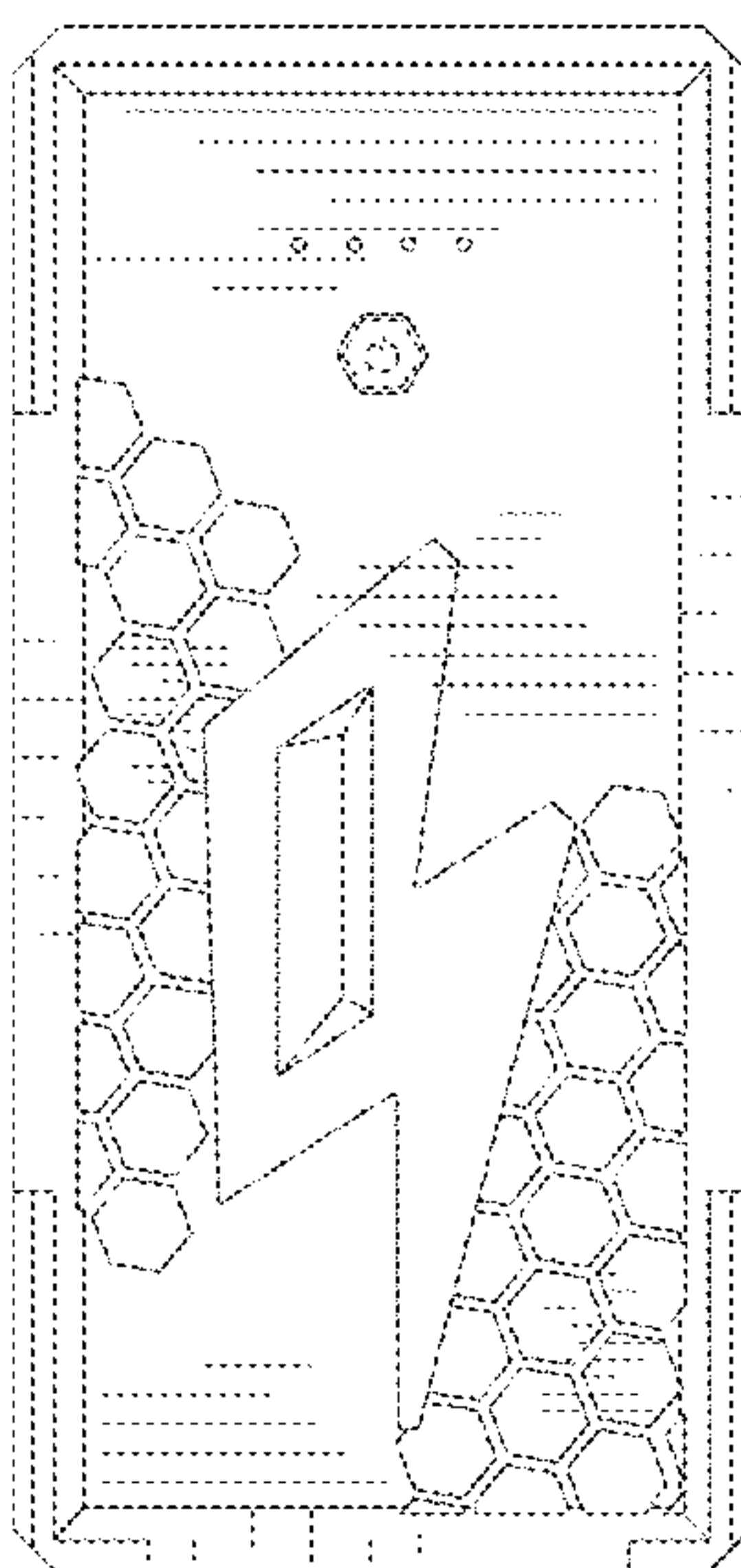
(57) **CLAIM**

The ornamental design for a jump starter, as shown and described.

DESCRIPTION

FIG. 1 is a front view of the jump starter showing my new design;
FIG. 2 is a rear view thereof;
FIG. 3 is a left side view thereof;
FIG. 4 is a right side view thereof;
FIG. 5 is a top side view thereof;
FIG. 6 is a bottom side view thereof; and,
FIG. 7 is a perspective view thereof.
The broken lines in the Figures show portions of the jump starter and environment that form no part of the claimed design.

1 Claim, 5 Drawing Sheets



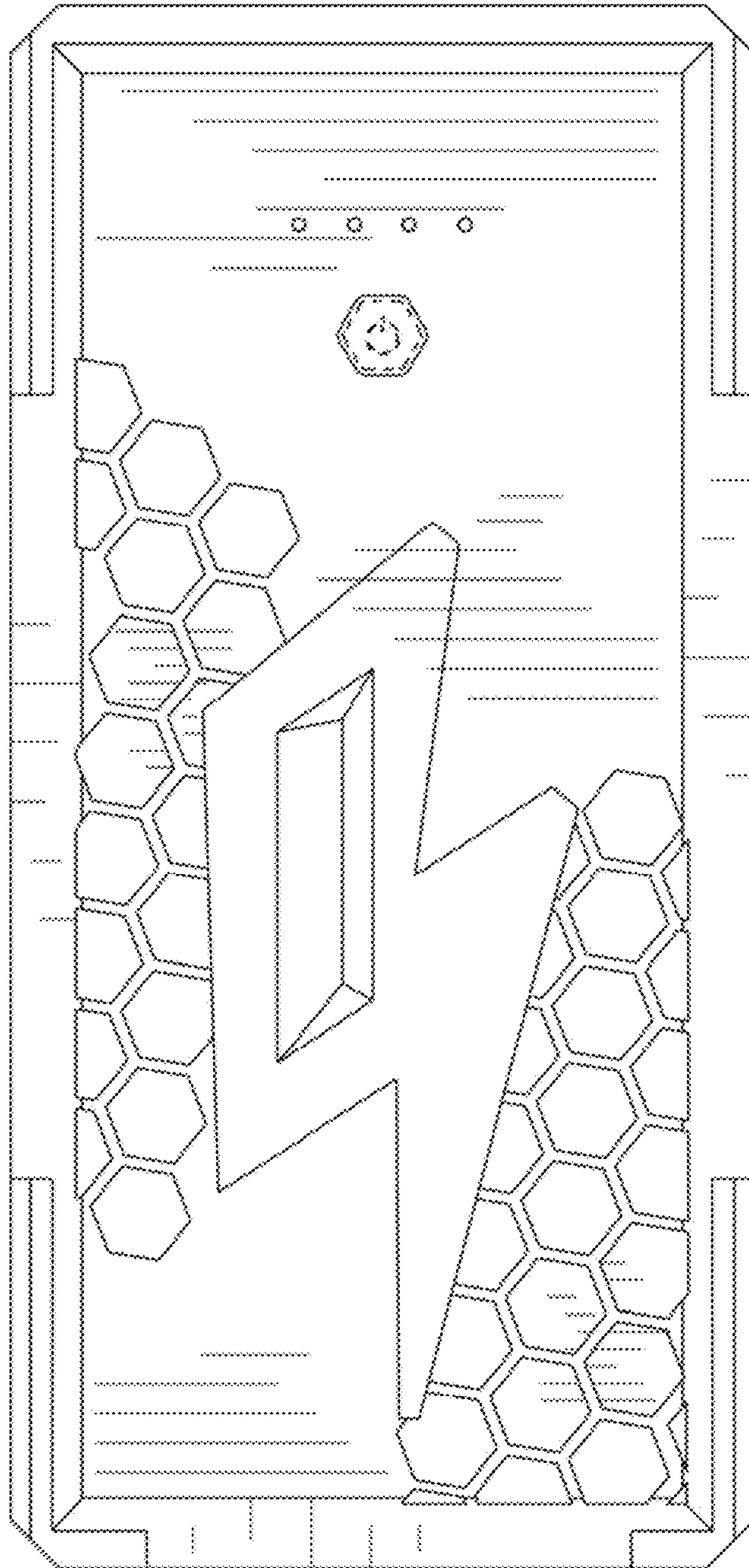


FIG.1

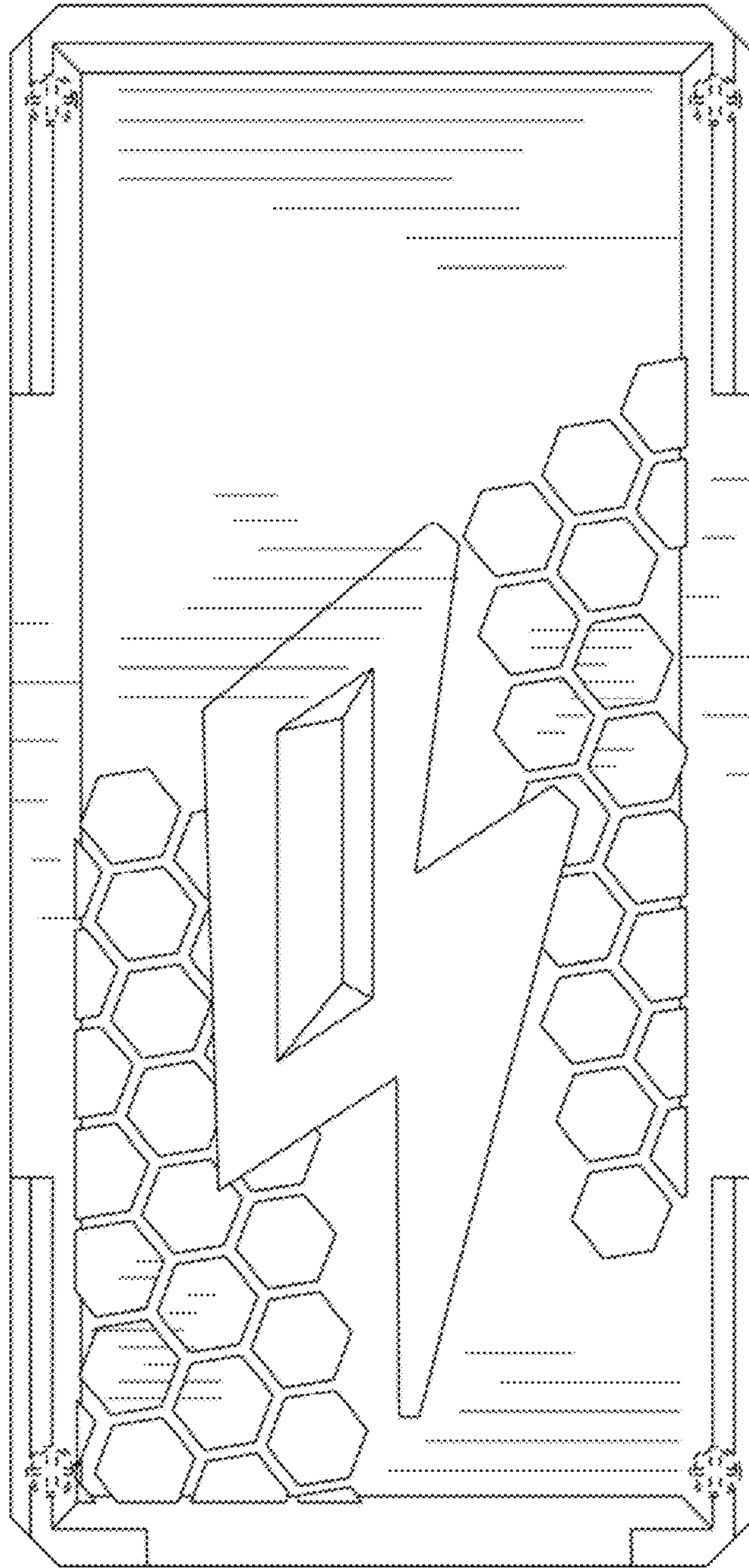


FIG.2

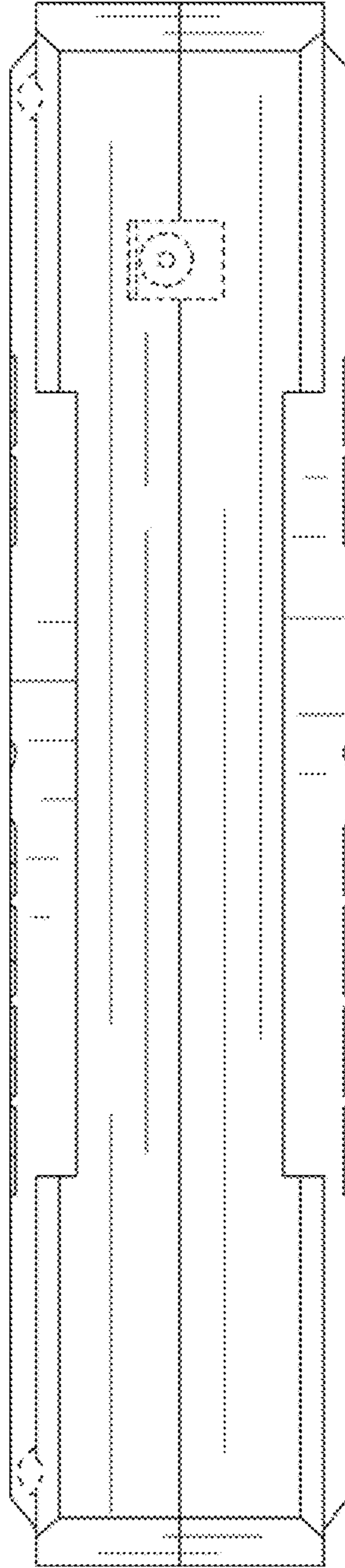


FIG.3




FIG. 4

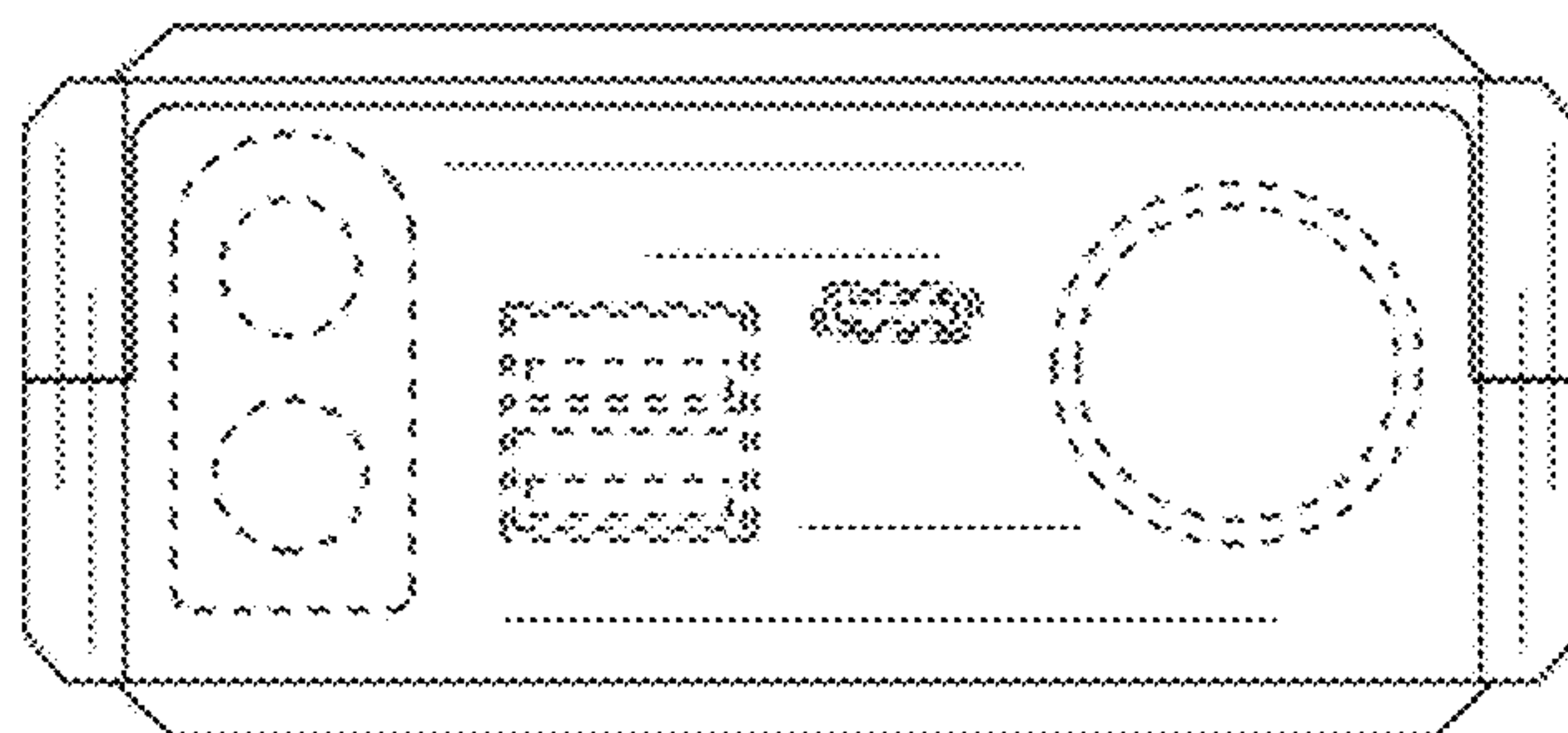


FIG. 5

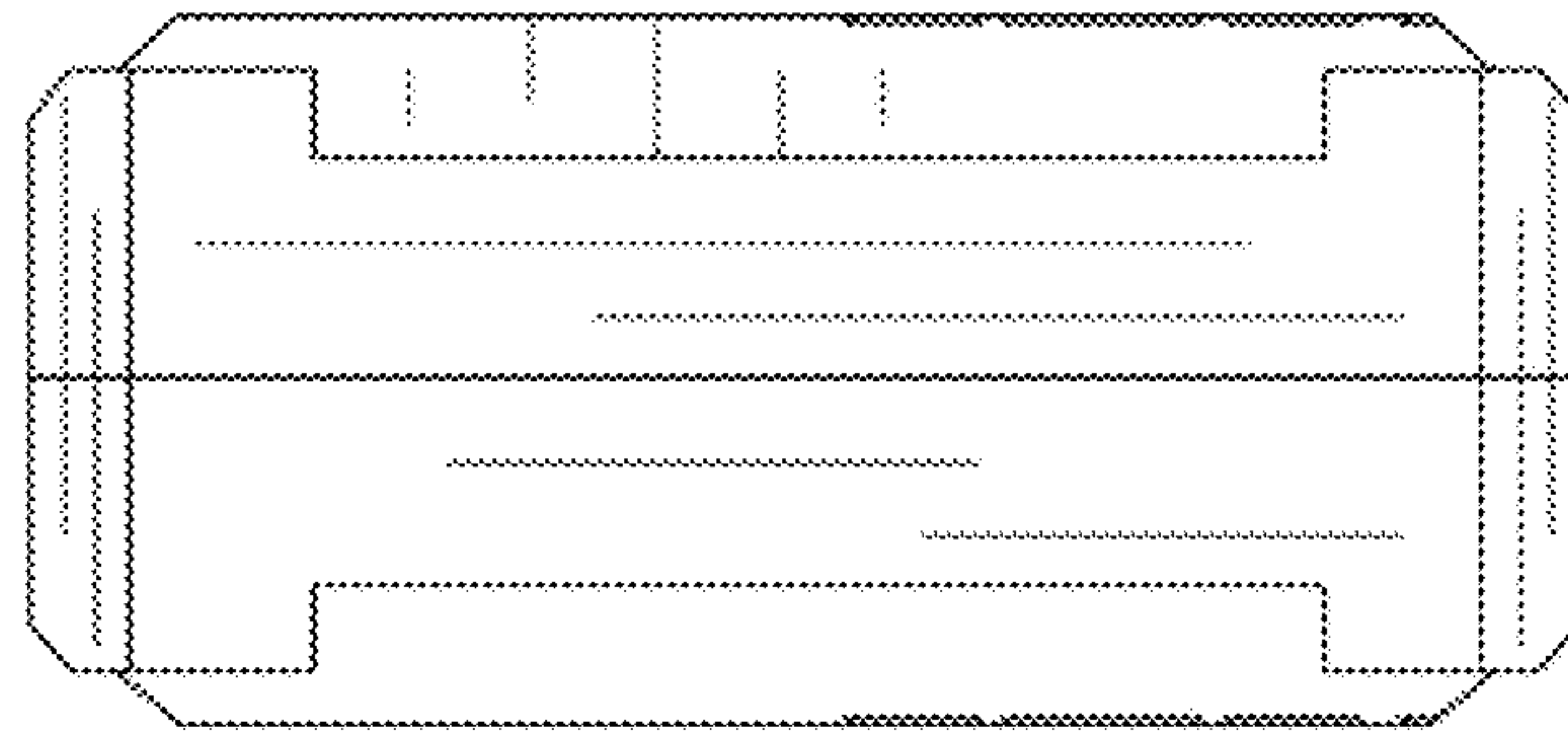


FIG. 6

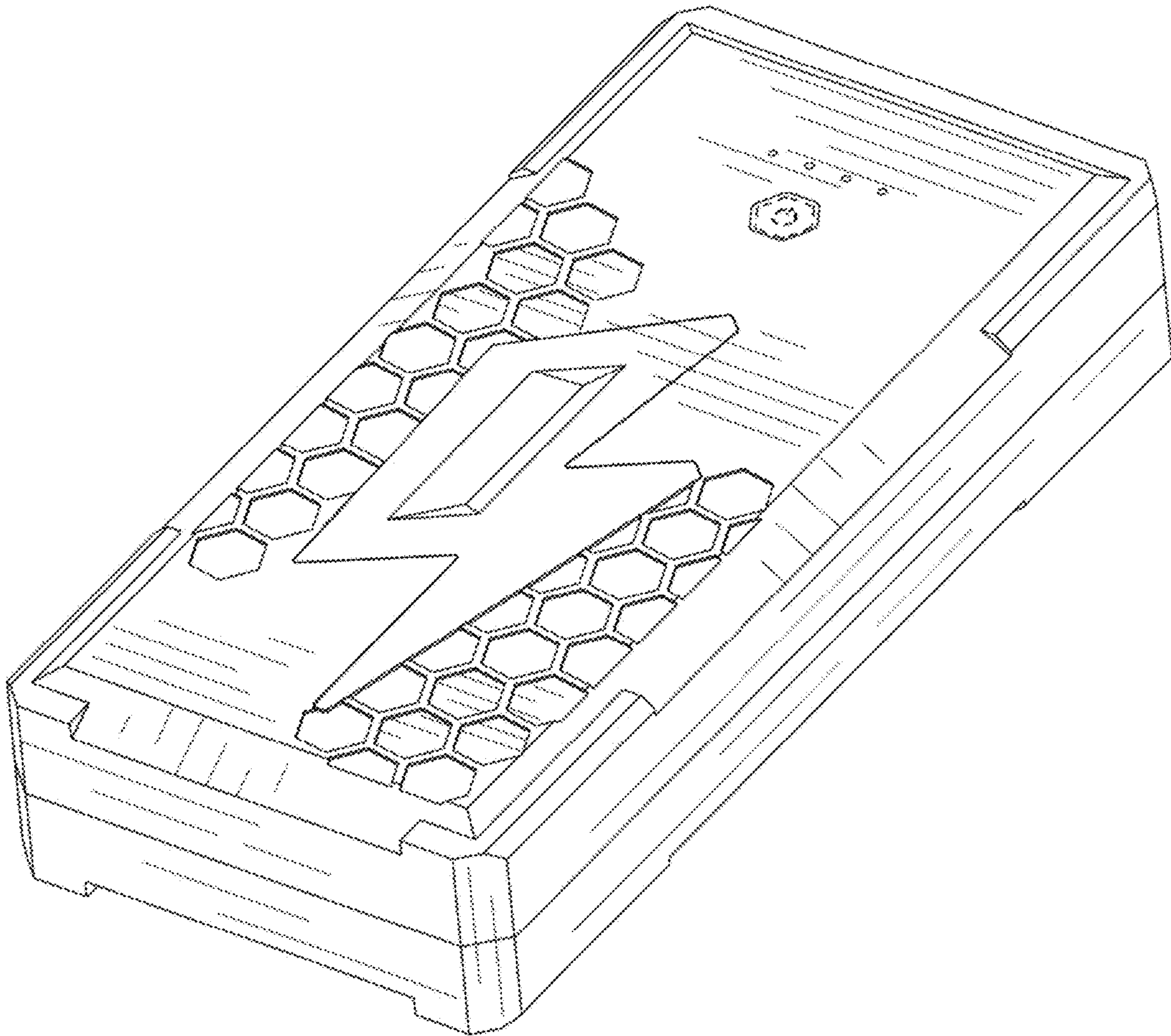


FIG. 7