

US00D886039S

(12) **United States Design Patent**  
**Dixon et al.**

(10) **Patent No.:** **US D886,039 S**  
(45) **Date of Patent:** **\*\* \*Jun. 2, 2020**

- (54) **TIRE**
- (71) Applicant: **The Goodyear Tire & Rubber Company**, Akron, OH (US)
- (72) Inventors: **Max Harold Dixon**, Kent, OH (US); **Devin Curtis Dickerhoof**, Akron, OH (US); **Ashley Amanda Jones**, Akron, OH (US)
- (73) Assignee: **The Goodyear Tire & Rubber Company**, Akron, OH (US)
- (\*) Notice: This patent is subject to a terminal disclaimer.
- (\*\*) Term: **15 Years**
- (21) Appl. No.: **29/660,668**
- (22) Filed: **Aug. 22, 2018**
- (51) **LOC (12) Cl.** ..... **12-15**
- (52) **U.S. Cl.**  
USPC ..... **D12/602**
- (58) **Field of Classification Search**  
USPC ..... D12/544, 545, 571, 574, 579, 580, 594, D12/596, 600, 602, 605  
CPC ..... B60C 11/11  
See application file for complete search history.

(56) **References Cited**

U.S. PATENT DOCUMENTS

|            |         |                      |         |
|------------|---------|----------------------|---------|
| D380,715 S | 7/1997  | Harris et al. ....   | D12/147 |
| D384,613 S | 10/1997 | Le et al. ....       | D12/146 |
| D390,818 S | 2/1998  | de Barys et al. .... | D12/147 |
| D392,605 S | 3/1998  | Le et al. ....       | D12/146 |
| D402,239 S | 12/1998 | Le et al. ....       | D12/146 |
| D409,955 S | 5/1999  | de Barys ....        | D12/146 |
| D427,552 S | 7/2000  | Young ....           | D12/147 |

|            |        |                               |         |
|------------|--------|-------------------------------|---------|
| D442,897 S | 5/2001 | Cazin-Bourguignon et al. .... | D12/147 |
| D444,109 S | 6/2001 | de Coninck et al. ....        | D12/147 |
| D457,128 S | 5/2002 | Robert et al. ....            | D12/602 |
| D493,415 S | 7/2004 | Noailly ....                  | D12/579 |
| D537,033 S | 2/2007 | Dumigan et al. ....           | D12/602 |

(Continued)

OTHER PUBLICATIONS

U.S. Appl. No. 29/591,942, filed Jan. 25, 2017, Goodyear.  
(Continued)

*Primary Examiner* — Robert M. Spear  
(74) *Attorney, Agent, or Firm* — Robert N Lipsik

(57) **CLAIM**

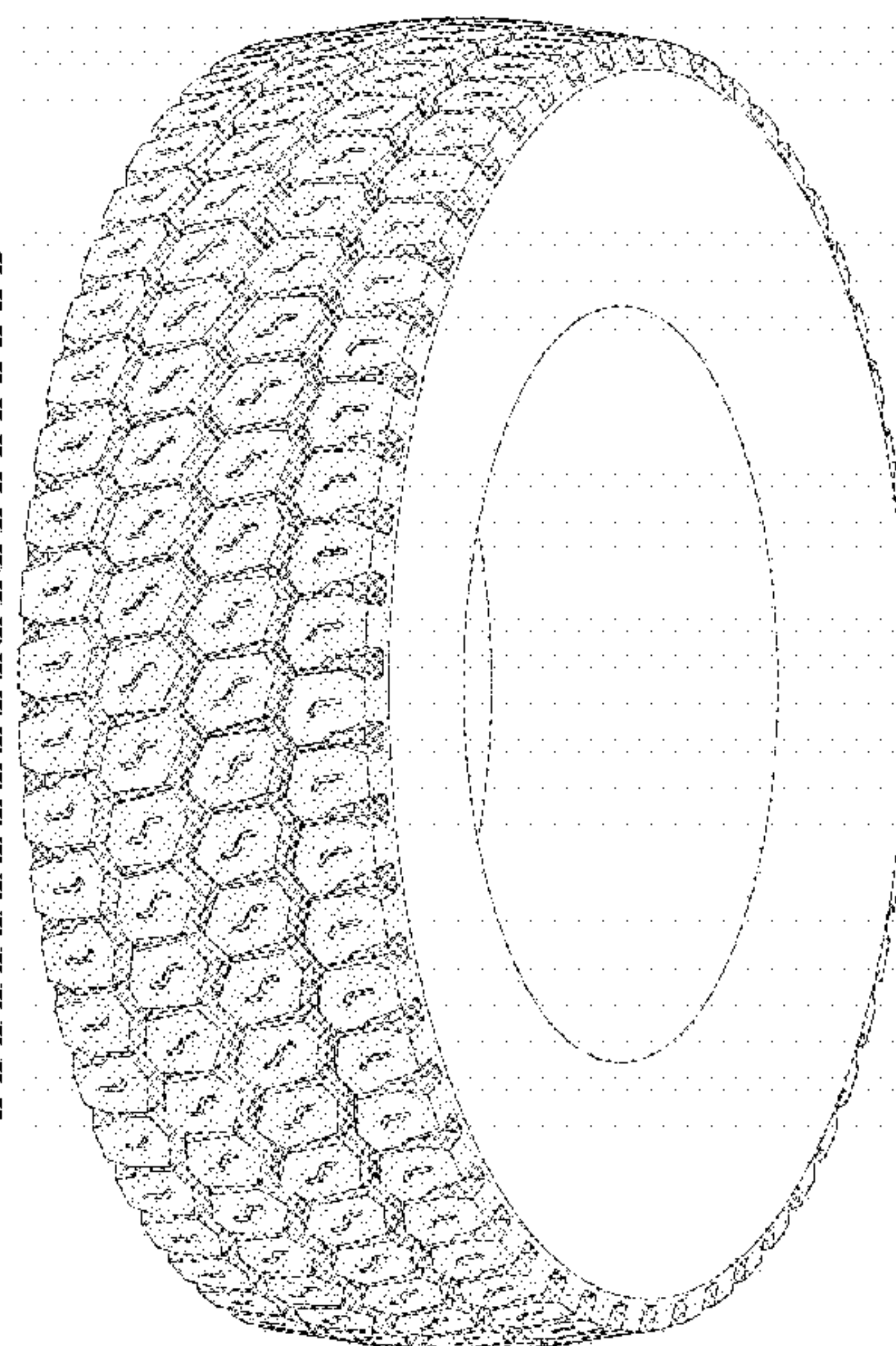

The ornamental Design for a tire, as shown and described.

**DESCRIPTION**

FIG. 1 is a perspective view of a tire showing our new design, it being understood that the pattern repeats uniformly throughout the circumference of the tread;  
 FIG. 2 is a front elevational view thereof;  
 FIG. 3 is a right side elevational view thereof; the left side elevational view being identical thereto;  
 FIG. 4 is an enlarged fragmentary front elevational view thereof;  
 FIG. 5 is a perspective view of a second embodiment of a tire showing our new design, it being understood that the interior of the tire forms no part of the claim, that the pattern repeats uniformly throughout the circumference of the tread and that the opposite side view is identical thereto; and,  
 FIG. 6 is a front elevational view of a second embodiment, it being understood that an enlarged fragmentary view thereof would be substantially identical to that shown in FIG. 4, with the exception of the inclusion of the sidewall in the claim.

In the drawings, the broken lines immediately adjacent to the outer edges of the tire shoulder represent boundaries of the claim, and the broken lines depict environmental subject matter only and form no part of the claimed design.

**1 Claim, 6 Drawing Sheets**



(56)

References Cited

U.S. PATENT DOCUMENTS

D557,654 S \* 12/2007 Yamaguchi ..... D12/579  
 D570,767 S 6/2008 Miyazaki et al. .... D12/579  
 D598,369 S 8/2009 Beha ..... D12/602  
 D601,086 S 9/2009 Maus et al. .... D12/602  
 D606,928 S 12/2009 Song ..... D12/579  
 D622,211 S 8/2010 Maus et al. .... D12/579  
 D627,708 S \* 11/2010 Carter ..... D12/579  
 D631,002 S 1/2011 Cazin-Bourguignon et al. ....  
 D12/602  
 D636,722 S 4/2011 Davidson et al. .... D12/602  
 D637,152 S 5/2011 Maus et al. .... D12/602  
 D641,314 S 7/2011 Strader et al. .... D12/602  
 D656,890 S 4/2012 Rittweger ..... D12/583  
 D661,639 S \* 6/2012 Carter ..... D12/579  
 D662,876 S 7/2012 Larregain ..... D12/602  
 D678,831 S 3/2013 Hermann et al. .... D12/579  
 D718,226 S \* 11/2014 Cerny ..... D12/579  
 D726,644 S 4/2015 Kuwahara ..... D12/602  
 D728,465 S 5/2015 Kuwahara ..... D12/600  
 D735,118 S 7/2015 Dixon et al. .... D12/578  
 D744,409 S 12/2015 Krier et al. .... D12/583  
 D759,583 S 6/2016 Krier et al. .... D12/600

D762,556 S \* 8/2016 Dixon ..... D12/583  
 D766,169 S \* 9/2016 Fujioka ..... D12/596  
 D766,818 S 9/2016 Young et al. .... D12/602  
 D769,802 S 10/2016 Cerny ..... D12/598  
 D780,685 S 3/2017 Krier et al. .... D12/602  
 D781,220 S \* 3/2017 Scheifele ..... D12/579  
 D791,681 S 7/2017 Zhang et al. .... D12/501  
 D791,686 S 7/2017 Krier et al. .... D12/553  
 D795,176 S 8/2017 Farinelle et al. .... D12/602  
 D813,795 S 3/2018 Farinelle et al. .... D12/588  
 D816,593 S \* 5/2018 Westaway ..... D12/571  
 D816,598 S \* 5/2018 Cerny ..... D12/602  
 D845,222 S \* 4/2019 Wu ..... D12/596  
 D850,359 S \* 6/2019 Hibino ..... D12/596  
 D867,277 S \* 11/2019 Dixon ..... D12/602

OTHER PUBLICATIONS

U.S. Appl. No. 29/617,249, filed Sep. 13, 2017, Goodyear.  
 U.S. Appl. No. 29/617,257, filed Sep. 13, 2017, Goodyear.  
 U.S. Appl. No. 29/617,260, filed Sep. 13, 2017, Goodyear.  
 U.S. Appl. No. 29/634,065, filed Jan. 18, 2018, Goodyear.  
 U.S. Appl. No. 29/634,068, filed Jan. 18, 2018, Goodyear.

\* cited by examiner



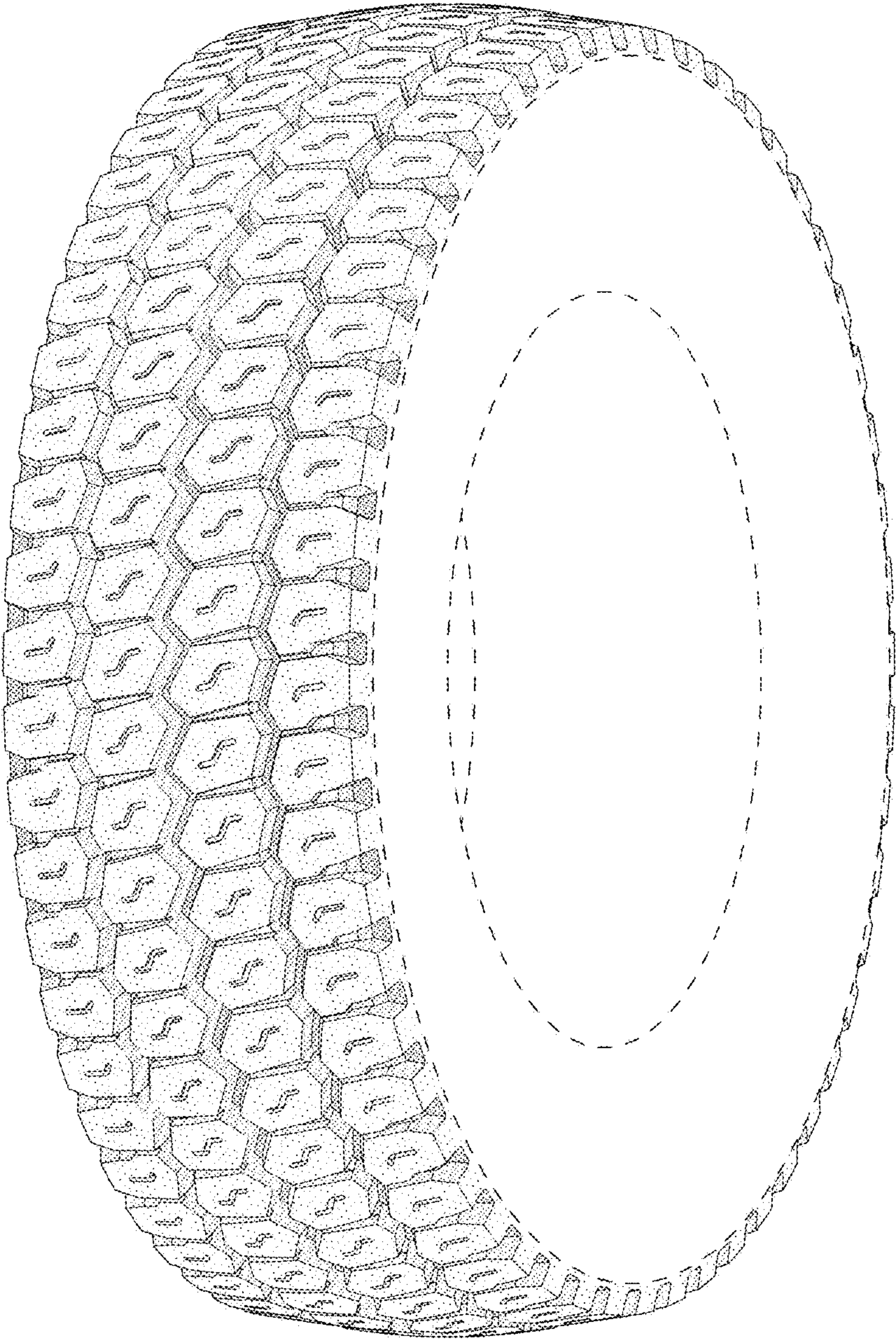


FIG - 1




FIG - 2






FIG - 3




FIG - 4



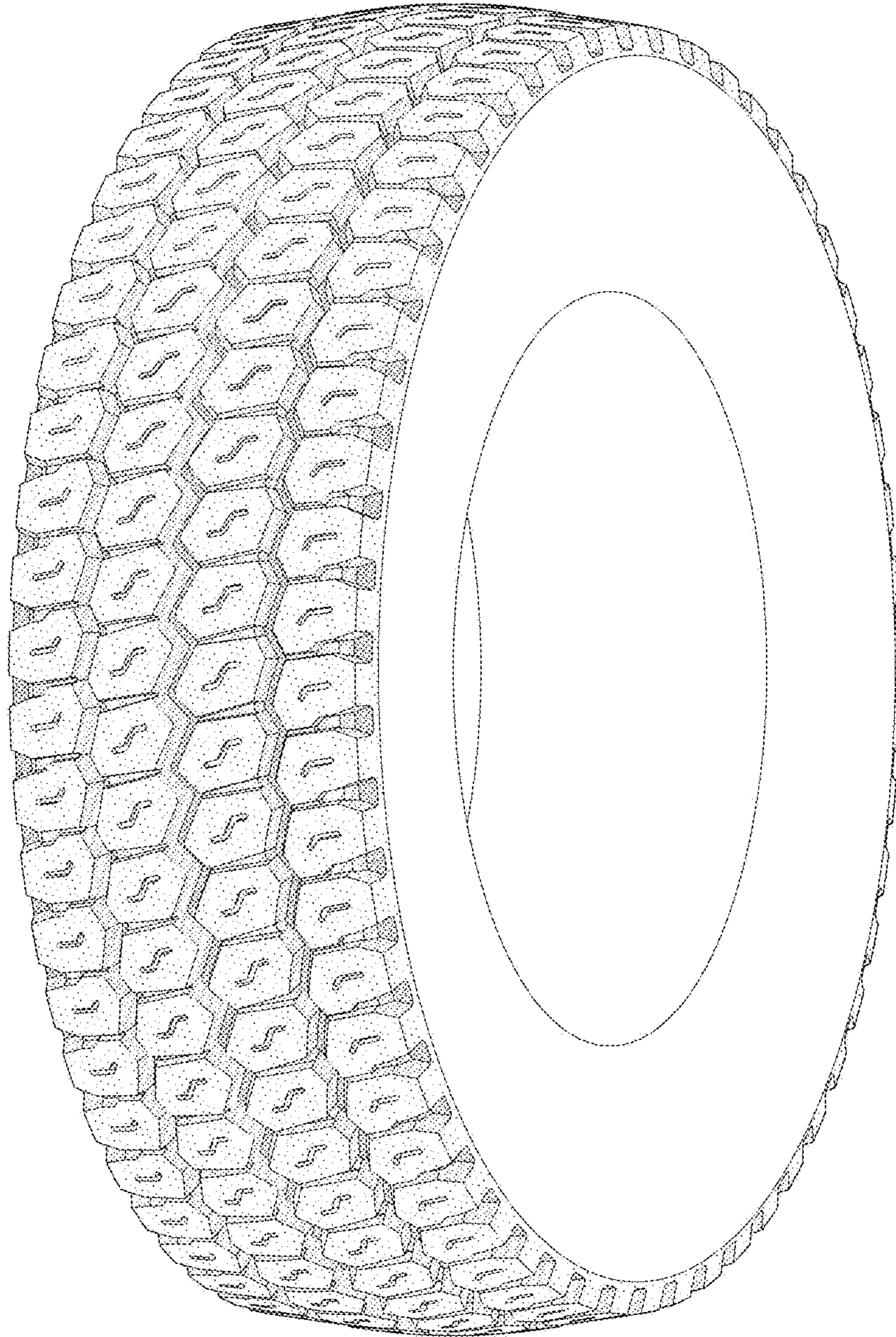


FIG - 5

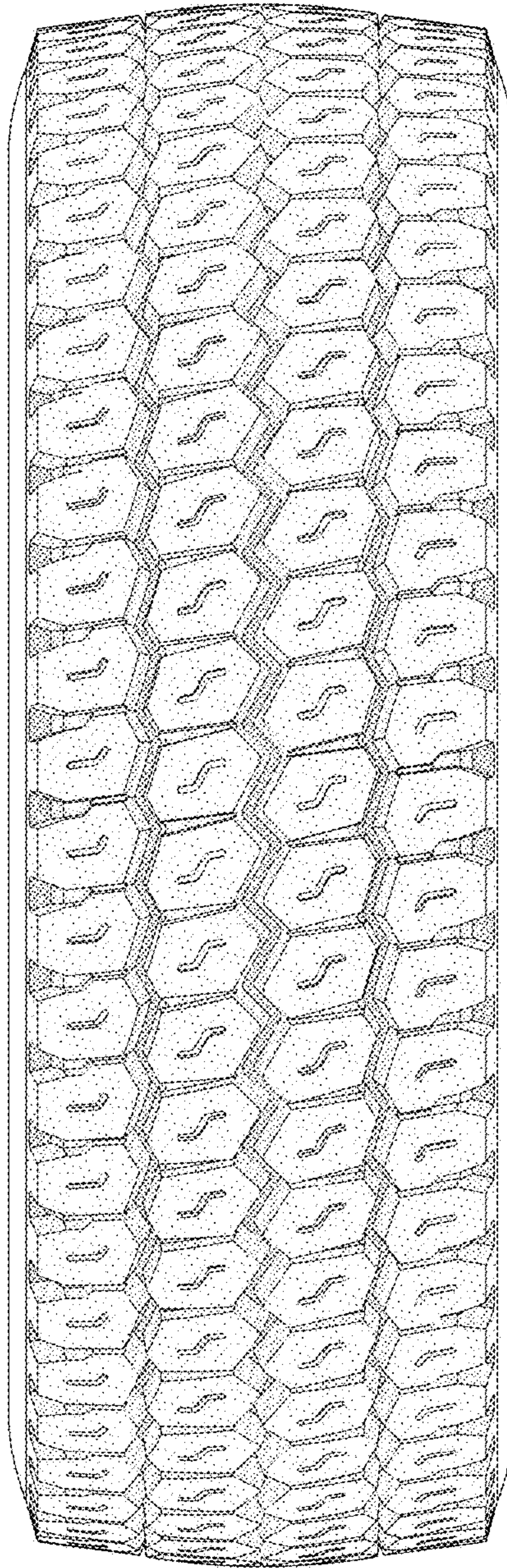


FIG - 6