



US00D886036S

(12) **United States Design Patent**
Jones et al.

(10) **Patent No.:** **US D886,036 S**
(45) **Date of Patent:** **** Jun. 2, 2020**

- (54) **TIRE**
- (71) Applicant: **The Goodyear Tire & Rubber Company, Akron, OH (US)**
- (72) Inventors: **Ashley Amanda Jones, Akron, OH (US); Max Harold Dixon, Kent, OH (US); Derek John Becker, Munroe Falls, OH (US)**
- (73) Assignee: **The Goodyear Tire & Rubber Company, Akron, OH (US)**
- (**) Term: **15 Years**
- (21) Appl. No.: **29/677,842**
- (22) Filed: **Jan. 24, 2019**
- (51) **LOC (12) Cl.** **12-15**
- (52) **U.S. Cl.**
USPC **D12/588**
- (58) **Field of Classification Search**
USPC D12/586, 587, 588, 589, 590, 594, 595, D12/600, 601, 900
CPC B60C 11/032; B60C 11/0388
See application file for complete search history.

- D616,357 S 5/2010 Cerny D12/600
 - D626,501 S 11/2010 Cazin-Bourguignon et al. D12/600
 - D627,713 S 11/2010 Le et al. D12/600
- (Continued)

OTHER PUBLICATIONS

U.S. Appl. No. 29/605,859, filed May 31, 2017, Goodyear.
U.S. Appl. No. 29/643,739, filed Apr. 11, 2018, Goodyear.
U.S. Appl. No. 29/653,179, filed Jun. 12, 2018, Goodyear.

Primary Examiner — Robert M. Spear
(74) *Attorney, Agent, or Firm* — Robert N Lipsik

(57) **CLAIM**

The ornamental Design for a tire, as shown and described.

DESCRIPTION

FIG. 1 is a perspective view of a tire showing our new design, it being understood that the pattern repeats uniformly throughout the circumference of the tread;
 FIG. 2 is a front elevational view thereof;
 FIG. 3 is a right side elevational view thereof; the left side elevational view being identical thereto;
 FIG. 4 is an enlarged fragmentary front elevational view thereof;
 FIG. 5 is a perspective view of a second embodiment of a tire showing our new design, it being understood that the interior of the tire forms no part of the claim, that the pattern repeats uniformly throughout the circumference of the tread and that the opposite side view is identical thereto; and,
 FIG. 6 is a front elevational view of a second embodiment, it being understood that an enlarged fragmentary view thereof would be substantially identical to that shown in FIG. 4, with the exception of the inclusion of the sidewall in the claim.

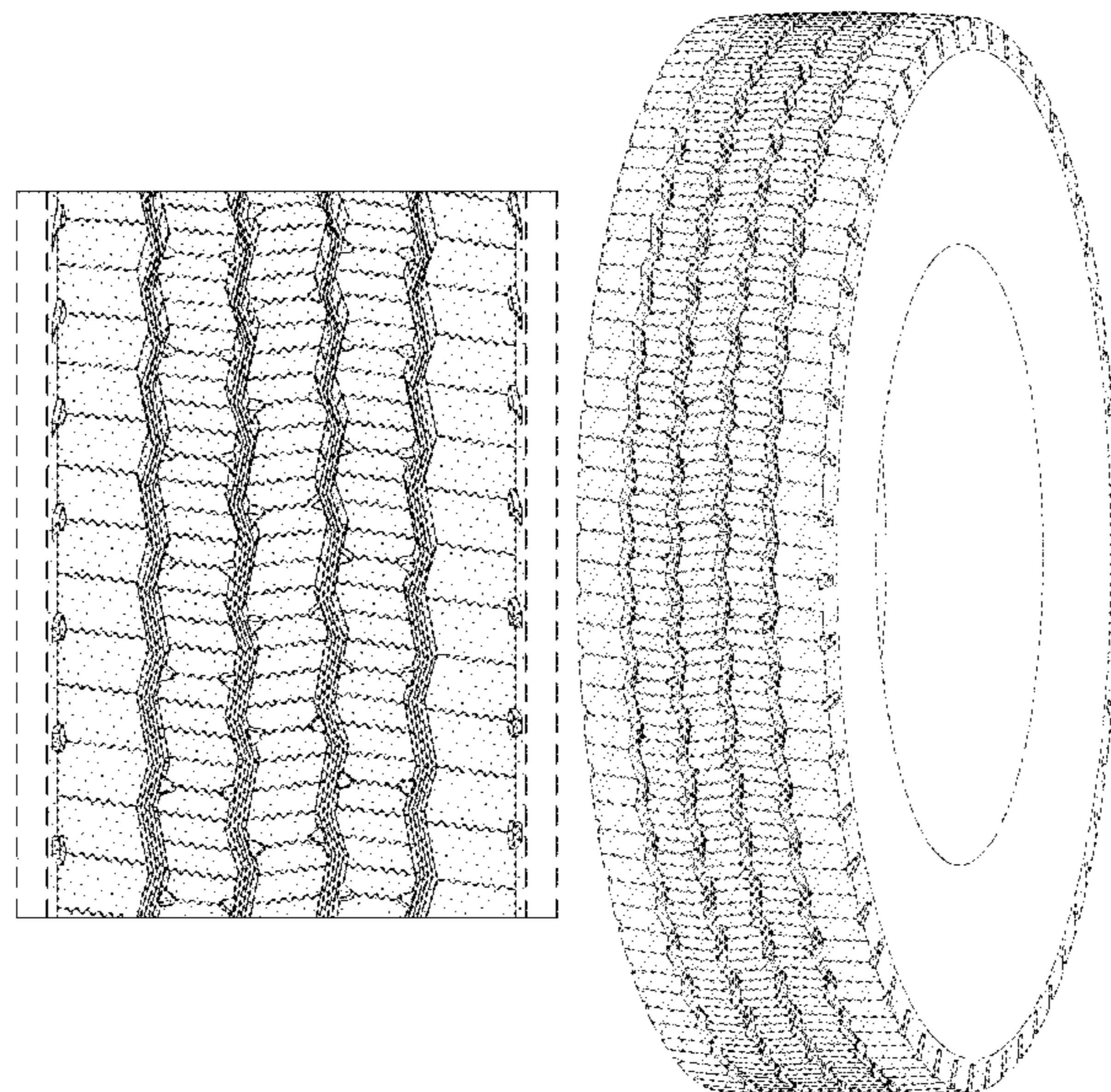
In the drawings, the broken lines immediately adjacent to the outer edges of the tire shoulder represent boundaries of the claim, and the broken lines depict environmental subject matter only and form no part of the claimed design.

1 Claim, 6 Drawing Sheets

(56) **References Cited**

U.S. PATENT DOCUMENTS

- D381,000 S 7/1997 White D12/147
- D444,424 S * 7/2001 Habay D12/588
- D452,199 S 12/2001 Robert et al. D12/146
- D500,288 S 12/2004 Maziarka et al. D12/601
- D517,978 S 3/2006 Robert D12/600
- D528,500 S 9/2006 Le et al. D12/600
- D554,055 S 10/2007 Beauguitte et al. D12/600
- D555,080 S 11/2007 Radulescu D12/587
- D586,730 S 2/2009 Scheuren et al. D12/553
- D601,085 S 9/2009 Janesh et al. D12/600
- D614,566 S * 4/2010 Davidson, Jr. D12/600



(56)

References Cited

U.S. PATENT DOCUMENTS

D628,146 S	*	11/2010	Bachtel	D12/588	D736,695 S	8/2015	Dixon et al.	D12/594	
D628,956 S		12/2010	Janesh et al.	D12/588	D738,293 S	9/2015	Cothran et al.	D12/580	
D647,470 S		10/2011	Bachtel et al.	D12/600	D738,815 S	9/2015	Dixon et al.	D12/594	
D651,556 S	*	1/2012	Westaway	D12/586	D748,046 S	*	1/2016	Kitajima	D12/588
D653,199 S		1/2012	Scheuren et al.	D12/588	D754,059 S	*	4/2016	Kristen	D12/586
D660,223 S		5/2012	Dixon et al.	D12/600	D761,194 S		7/2016	Dixon et al.	D12/600
D662,457 S		6/2012	Krier et al.	D12/588	D772,150 S		11/2016	Kim	D12/587
D667,364 S		9/2012	Krier et al.	D12/586	D772,151 S		11/2016	Kang	D12/588
D674,743 S		1/2013	Uphouse et al.	D12/600	D781,223 S		3/2017	Dixon et al.	D12/588
D675,977 S	*	2/2013	Bachtel	D12/588	D784,915 S	*	4/2017	Koog	D12/588
D676,800 S		2/2013	Buchinger-Barnstorf	...	D12/580	D787,436 S	*	5/2017	Dixon	D12/600
D700,885 S		3/2014	Le et al.	D12/588	D792,335 S		7/2017	Dixon et al.	D12/588
D710,294 S		8/2014	Dixon et al.	D12/588	D811,992 S	*	3/2018	Di-Mauro	D12/588
D710,789 S		8/2014	Koog	D12/588	D813,796 S		3/2018	Dixon et al.	D12/588
D712,342 S		9/2014	Zhu et al.	D12/588	D829,642 S		10/2018	Farinelle et al.	D12/595
D715,216 S		10/2014	Dixon et al.	D12/600	D832,198 S	*	10/2018	Schultz	D12/594
D727,251 S		4/2015	Zhu et al.	D12/588	D838,234 S		1/2019	Takahashi	D12/600
D731,960 S		6/2015	Otani et al.	D12/587	D860,927 S	*	9/2019	Dixon	D12/600
D735,650 S		8/2015	Bachtel et al.	D12/600	D867,977 S	*	11/2019	Kristen	D12/587
						D868,681 S	*	12/2019	Koog	D12/588

* cited by examiner

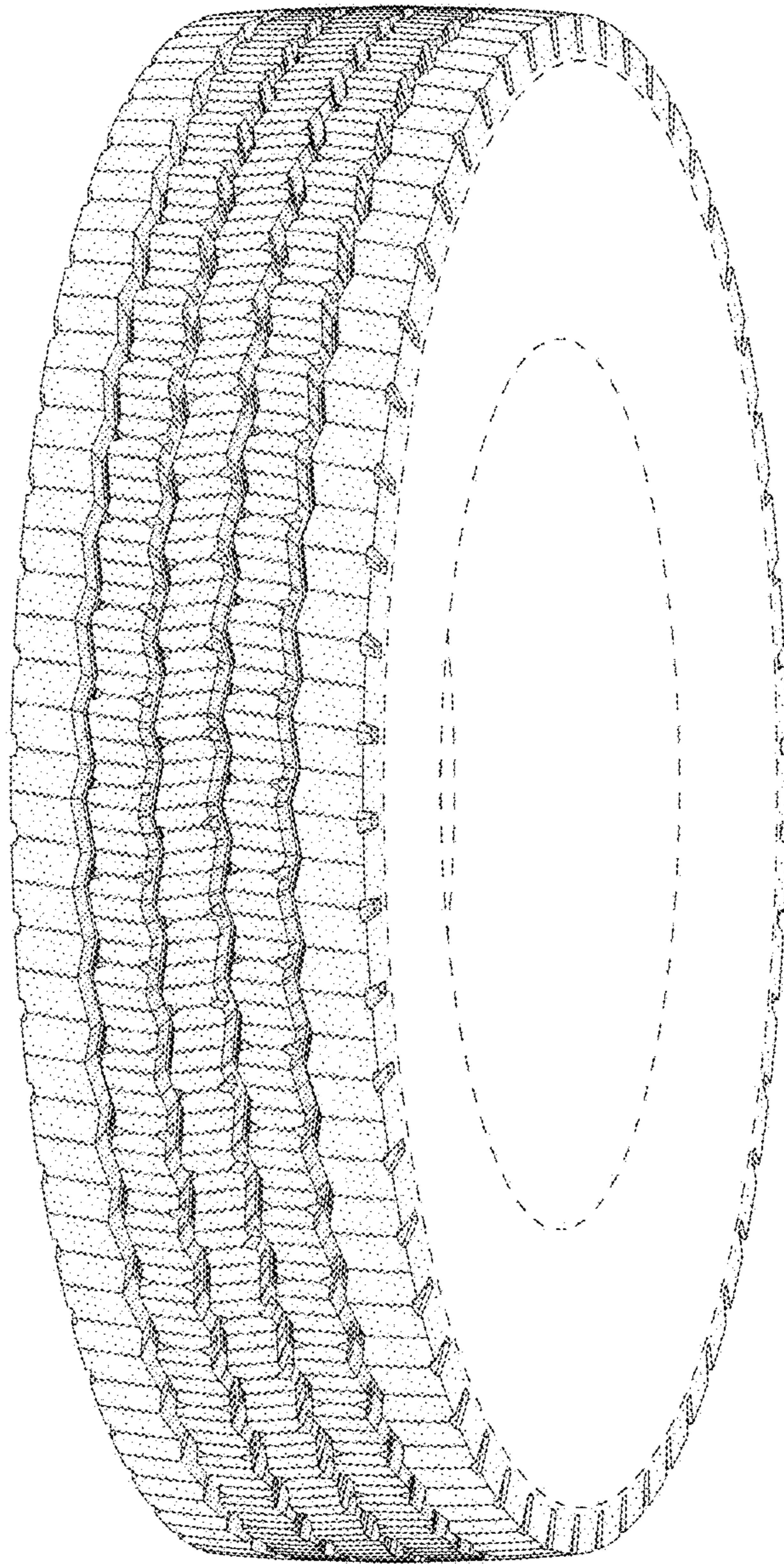


FIG - 1

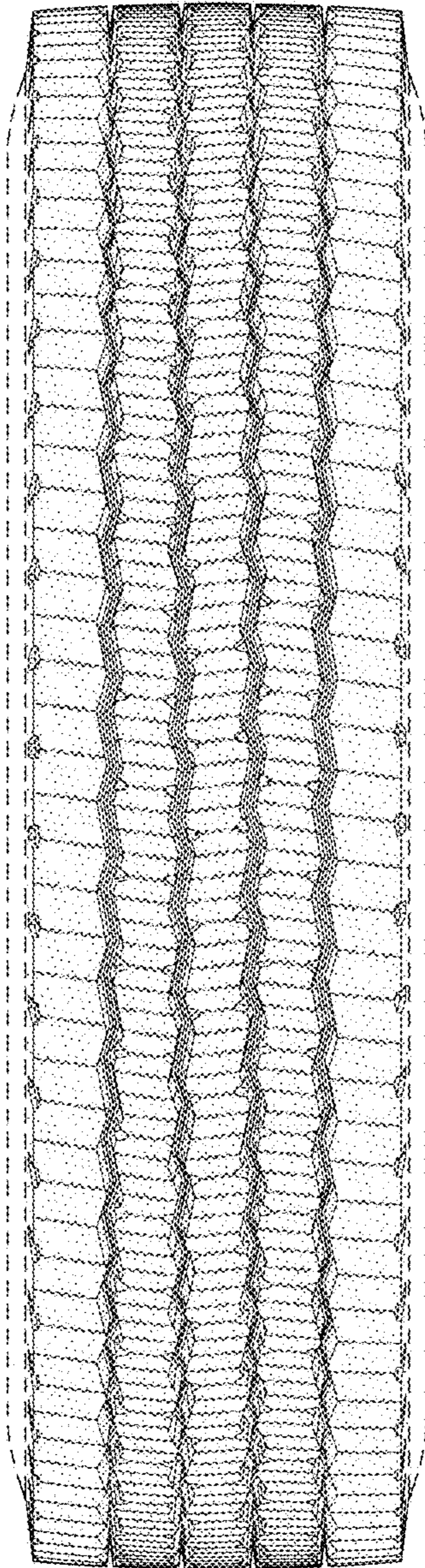


FIG - 2

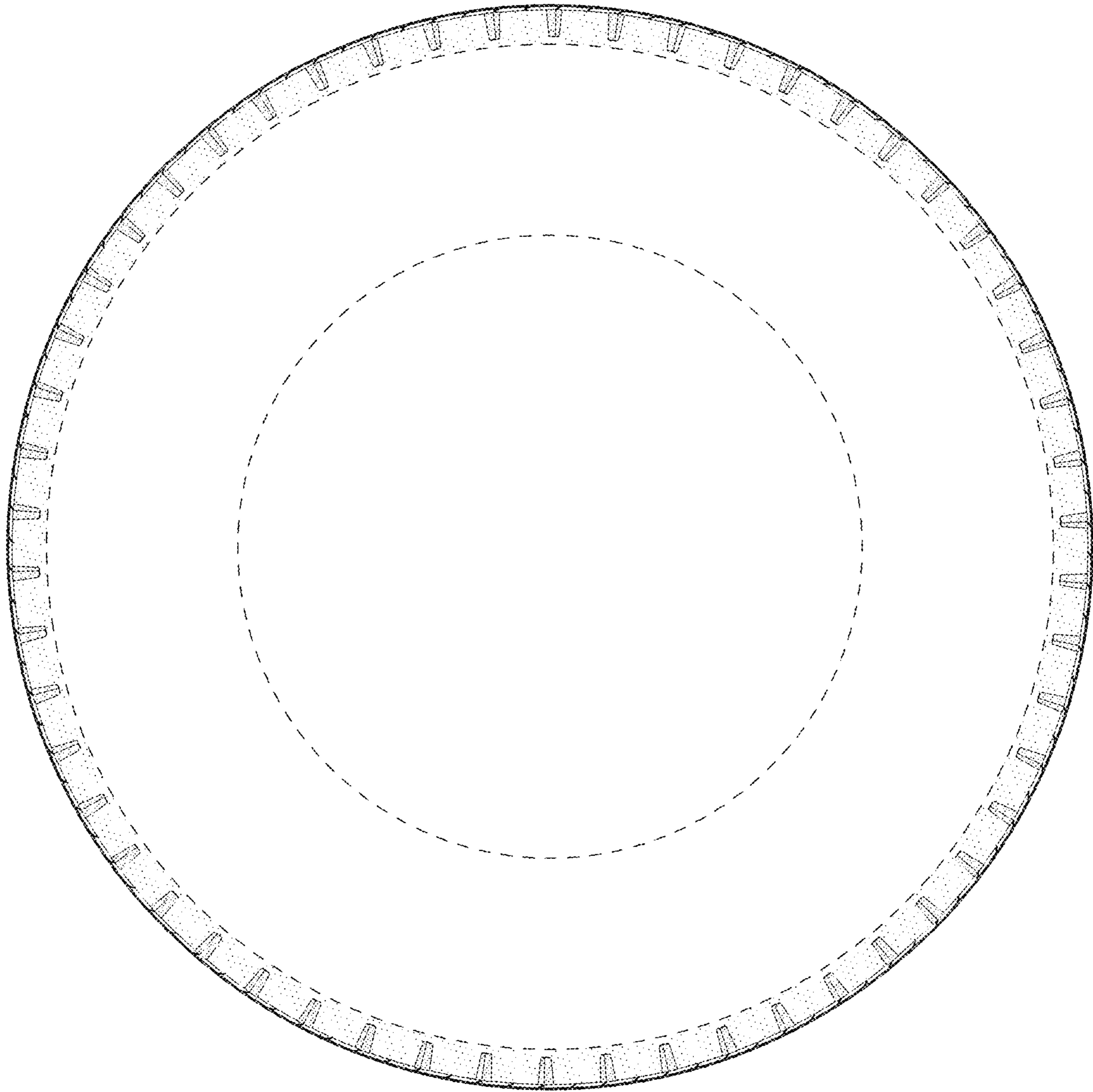


FIG - 3

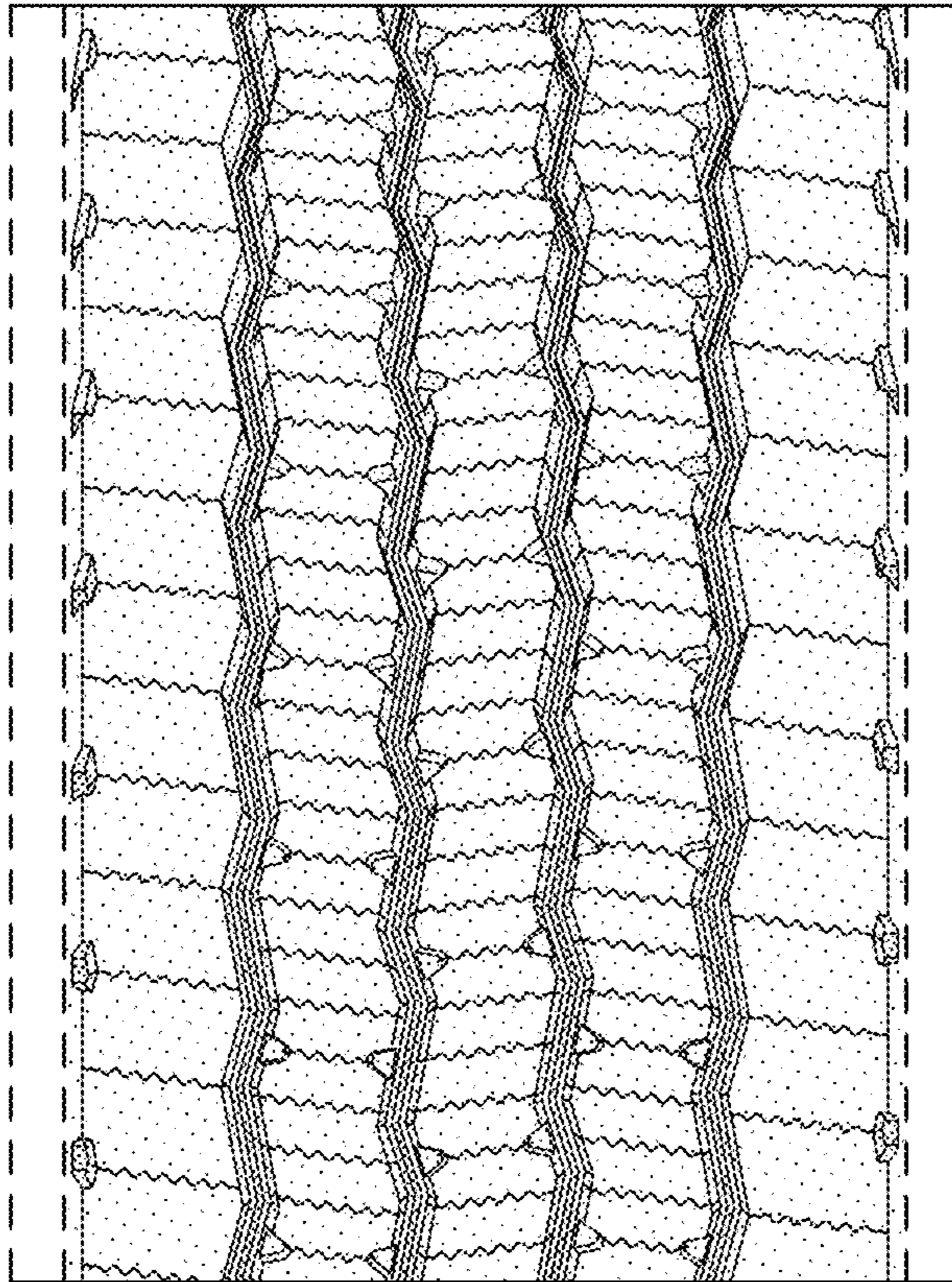


FIG - 4

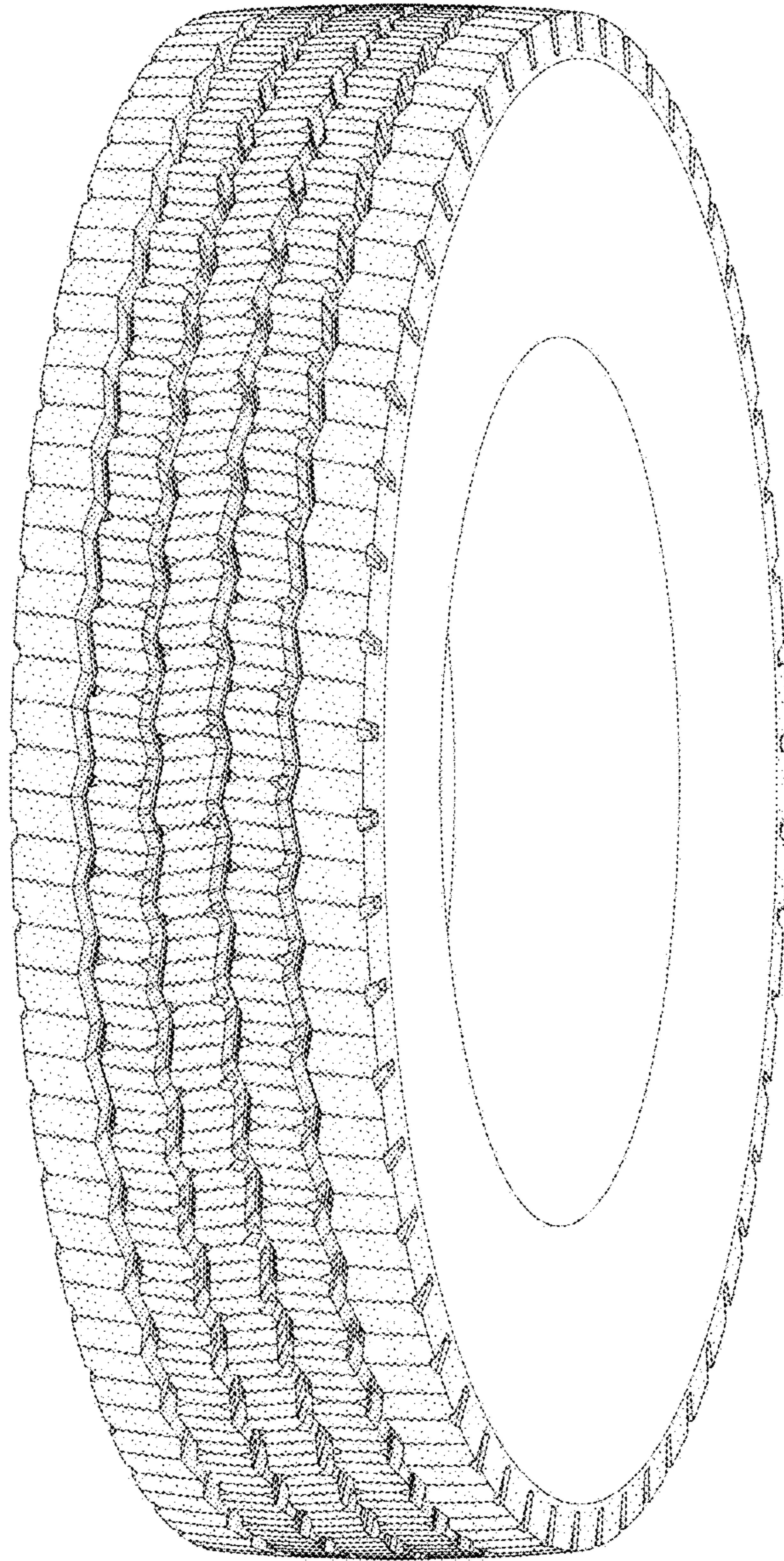


FIG - 5

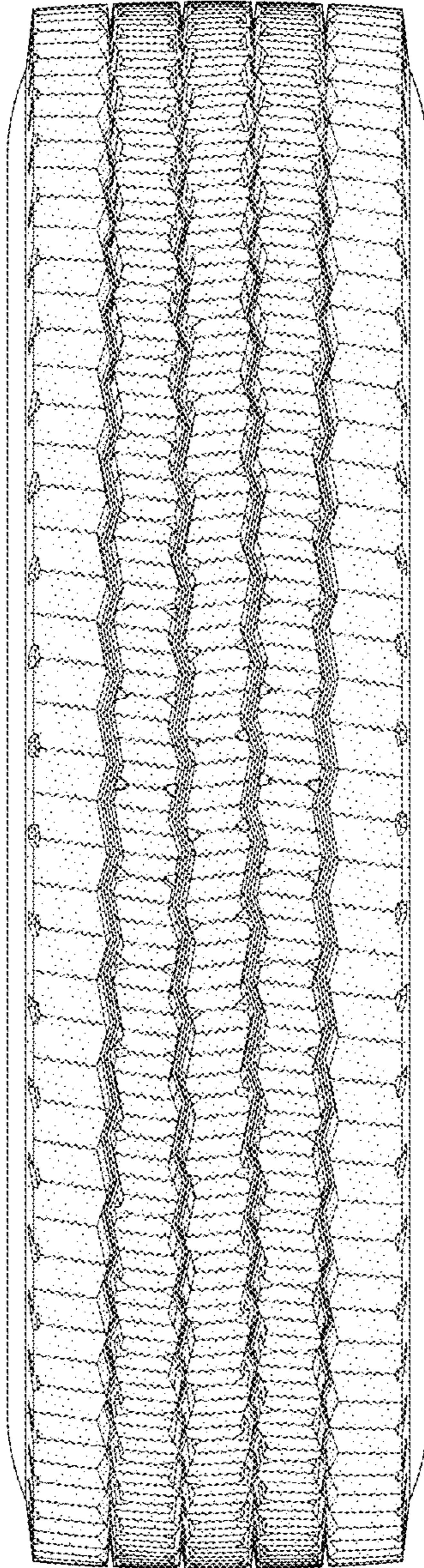


FIG - 6