



US00D886032S

(12) **United States Design Patent**
Kristen

(10) **Patent No.:** **US D886,032 S**

(45) **Date of Patent:** **** Jun. 2, 2020**

- (54) **TIRE**
- (71) Applicant: **CONTINENTAL REIFEN DEUTSCHLAND GMBH**, Hannover (DE)
- (72) Inventor: **Florian Kristen**, Hannover (DE)
- (73) Assignee: **Continental Reifen Deutschland GmbH**, Hannover (DE)
- (**) Term: **15 Years**
- (21) Appl. No.: **29/649,721**
- (22) Filed: **Jun. 1, 2018**
- (30) **Foreign Application Priority Data**

- D615,027 S * 5/2010 Williamson D12/583
- D619,083 S * 7/2010 Reim D12/583
- D645,394 S * 9/2011 De Staercke D12/583
- D646,215 S * 10/2011 De Staercke D12/583
- D662,034 S * 6/2012 Vandaele D12/583
- D675,977 S * 2/2013 Bachtel B60C 11/1369
D12/588
- D729,152 S * 5/2015 Rolland D12/583
- D729,153 S * 5/2015 Rolland B60C 11/0327
D12/583
- D744,937 S * 12/2015 Wang D12/583
- D749,037 S * 2/2016 Kristen D12/566
- 9,259,972 B2 * 2/2016 Shiono B60C 11/0306
- D754,589 S * 4/2016 Koog D12/602
- D770,370 S * 11/2016 Ishihara D12/589
- D794,543 S * 8/2017 Seo D12/533
- D815,590 S * 4/2018 Kagimoto D12/594
- D816,019 S * 4/2018 Schimmoeller D12/600
- 10,232,669 B2 * 3/2019 Matsuda B60C 11/0327
- 10,343,461 B2 * 7/2019 Maehara B60C 11/1369
- D867,977 S * 11/2019 Kristen D12/587

Jan. 17, 2018 (WO) 6058701

- (51) **LOC (12) Cl.** **12-15**
- (52) **U.S. Cl.**
USPC **D12/583**
- (58) **Field of Classification Search**
USPC D12/547, 548, 549, 550, 582, 583, 584,
D12/585, 602, 603
CPC B60C 11/03; B60C 11/0306; B60C
2011/0339; B60C 2011/0341; B60C
2011/0344; B60C 2011/0346; B60C
2011/0374; B60C 2011/0383
See application file for complete search history.

(56) **References Cited**
U.S. PATENT DOCUMENTS

- D446,171 S * 8/2001 Habay D12/602
- D460,405 S * 7/2002 Schmidt D12/583
- D526,954 S * 8/2006 Godeau D12/539
- D535,939 S * 1/2007 Gordon D12/583
- D601,083 S * 9/2009 Williamson D12/583
- D610,530 S * 2/2010 Perdriat D12/602

* cited by examiner

Primary Examiner — Robert M. Spear

(74) *Attorney, Agent, or Firm* — Laurence A. Greenberg;
Werner H. Stemer; Ralph E. Locher

(57) **CLAIM**

The ornamental design for a tire, as shown and described.

DESCRIPTION

FIG. 1 is a front perspective view of the tire showing my new design;

FIG. 2 is a front elevation view thereof;



FIG. 3 is an enlarged partial front elevation view thereof;

FIG. 4 is a right side elevation view thereof; and,

FIG. 5 is a left side elevation view thereof.

The broken lines depict the border between the claimed tire and the unclaimed interior of the tire and represents no part of the claimed design.

1 Claim, 5 Drawing Sheets






FIG. 1




FIG. 2



FIG. 3




FIG. 4




FIG. 5