



US00D886027S

(12) **United States Design Patent** (10) **Patent No.:** **US D886,027 S**
Engelmann et al. (45) **Date of Patent:** **** Jun. 2, 2020**

(54) **VEHICLE CENTER DISPLAY**
(71) Applicant: **Ford Global Technologies, LLC**, Dearborn, MI (US)
(72) Inventors: **Robert Engelmann**, Köln (DE); **Doyle Letson**, Novi, MI (US); **Amko Leenarts**, Cologne (DE); **William Mangan**, Ypsilanti, MI (US); **James Smithbauer**, West Bloomfield, MI (US); **Scott Anderson**, Commerce Township, MI (US); **Michael Canty**, Ferndale, MI (US); **Peter Jones**, Woodend (AU)

(73) Assignee: **Ford Global Technologies, LLC**, Dearborn, MI (US)

(**) Term: **15 Years**

(21) Appl. No.: **29/650,716**

(22) Filed: **Jun. 8, 2018**

(51) **LOC (12) Cl.** **12-16**

(52) **U.S. Cl.**
USPC **D12/415**

(58) **Field of Classification Search**
USPC D12/191-192, 415, 114, 345; D15/17, D15/28; D10/122-127, 98, 46; D23/324
CPC .. B60H 1/3421; B60H 1/3428; B60H 1/3435; B60H 1/3442; B60H 1/345; B60H 1/3457; B60H 2001/3464; B60H 2001/3471; B60H 2001/2478; B60H 2001/3485

See application file for complete search history.

(56) **References Cited**
U.S. PATENT DOCUMENTS
D815,002 S * 4/2018 Niemiec D12/192
D849,622 S * 5/2019 Woodhouse D12/192

* cited by examiner

Primary Examiner — Abraham Bahta


(57) **CLAIM**

The ornamental design for a vehicle center display, as shown and described.

DESCRIPTION

FIG. 1 is a front elevational view of a vehicle center display, showing our new design;
FIG. 2 is a left side elevational view thereof;
FIG. 3 is a right side elevational view thereof;
FIG. 4 is a top plan view thereof;
FIG. 5 is a bottom plan view thereof;
FIG. 6 is a top, front and left side perspective view thereof; and,
FIG. 7 is a top, rear and left side perspective view thereof. The de-emphasized and half-toned portions of the vehicle center display circumscribed by the broken lines illustrate the environmental structure and form no part of the claimed design and the broken lines form an unclaimed boundary.

1 Claim, 7 Drawing Sheets






Fig. 1

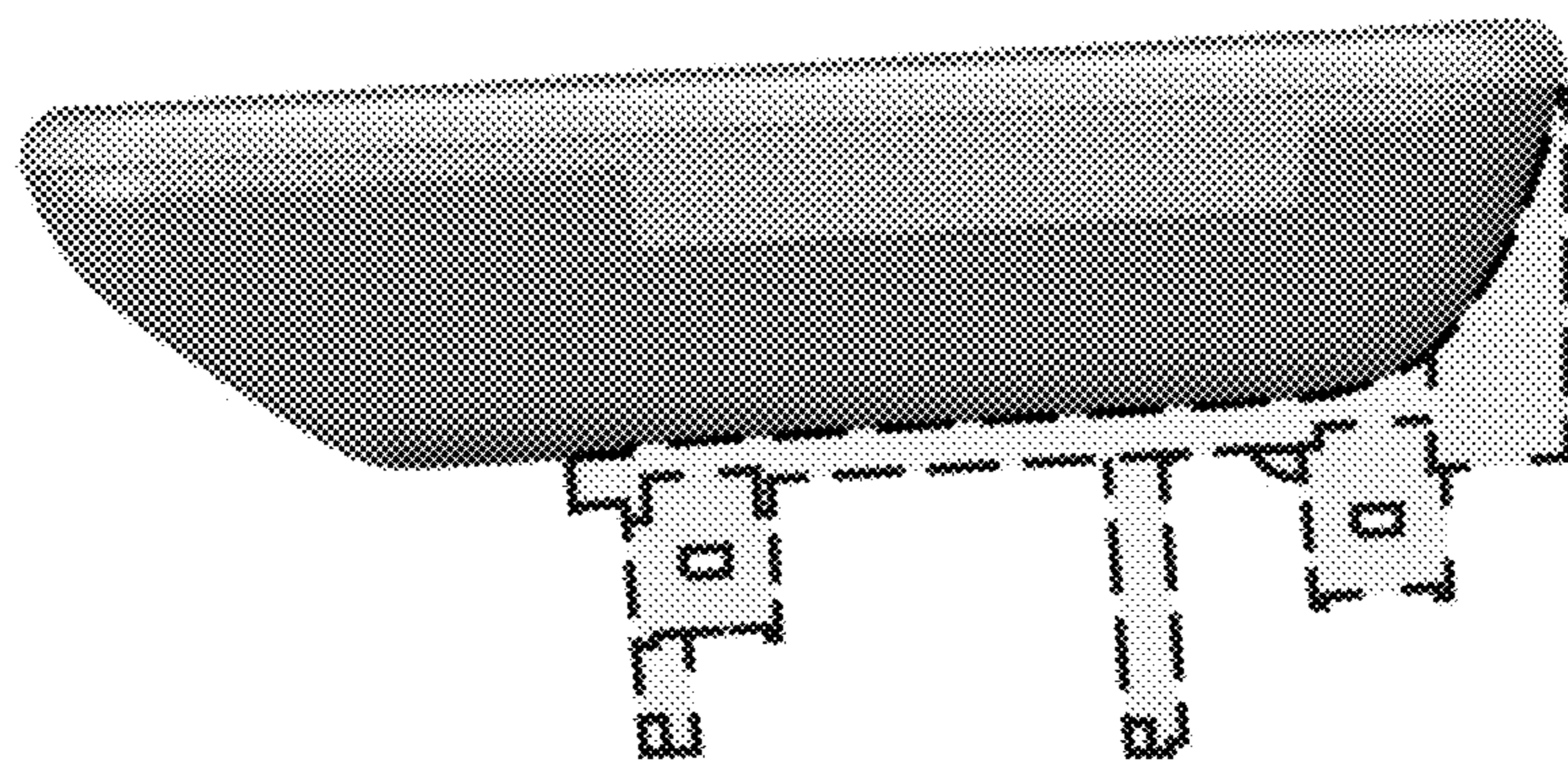


FIG. 2

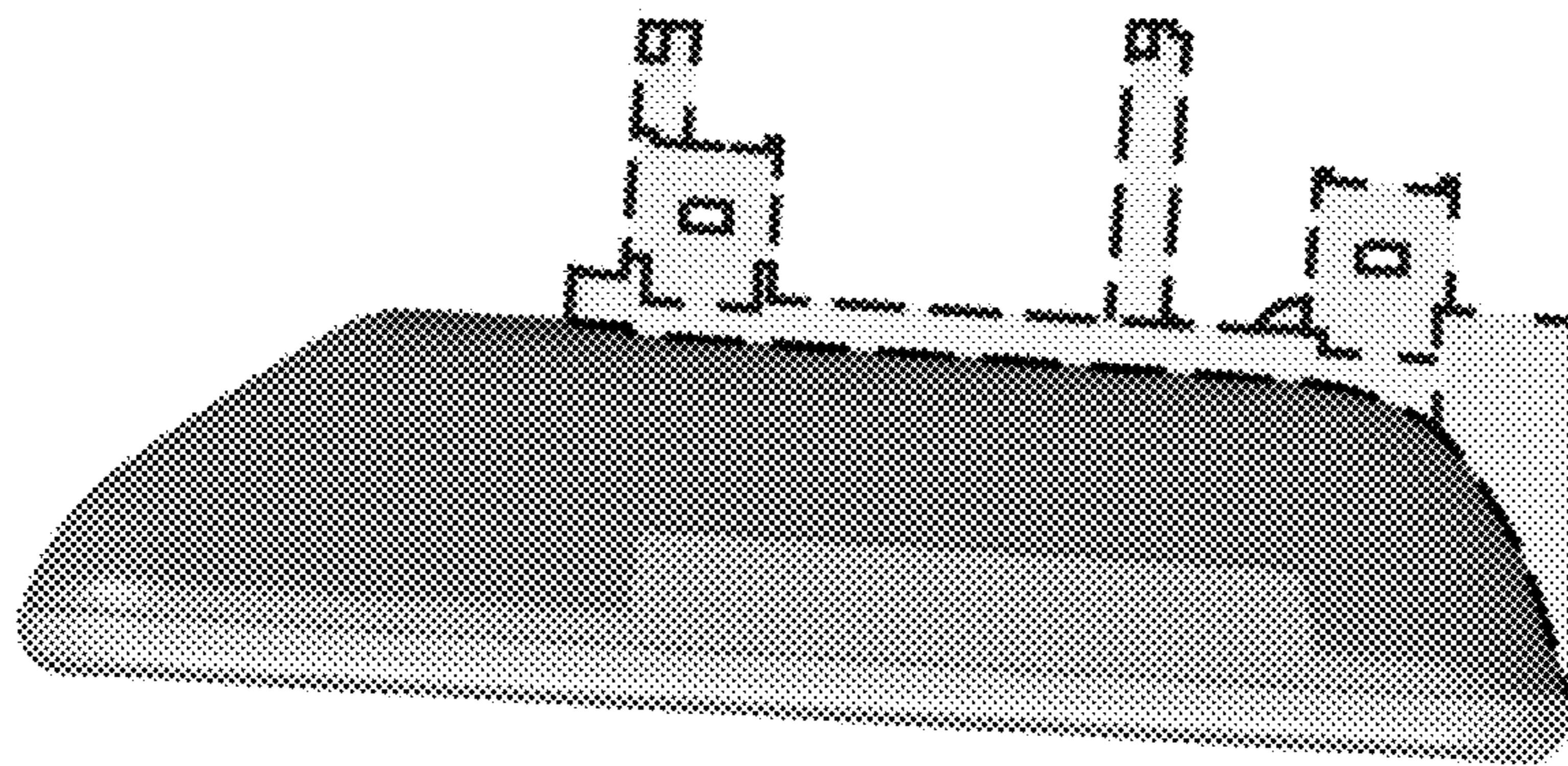


Fig. 3

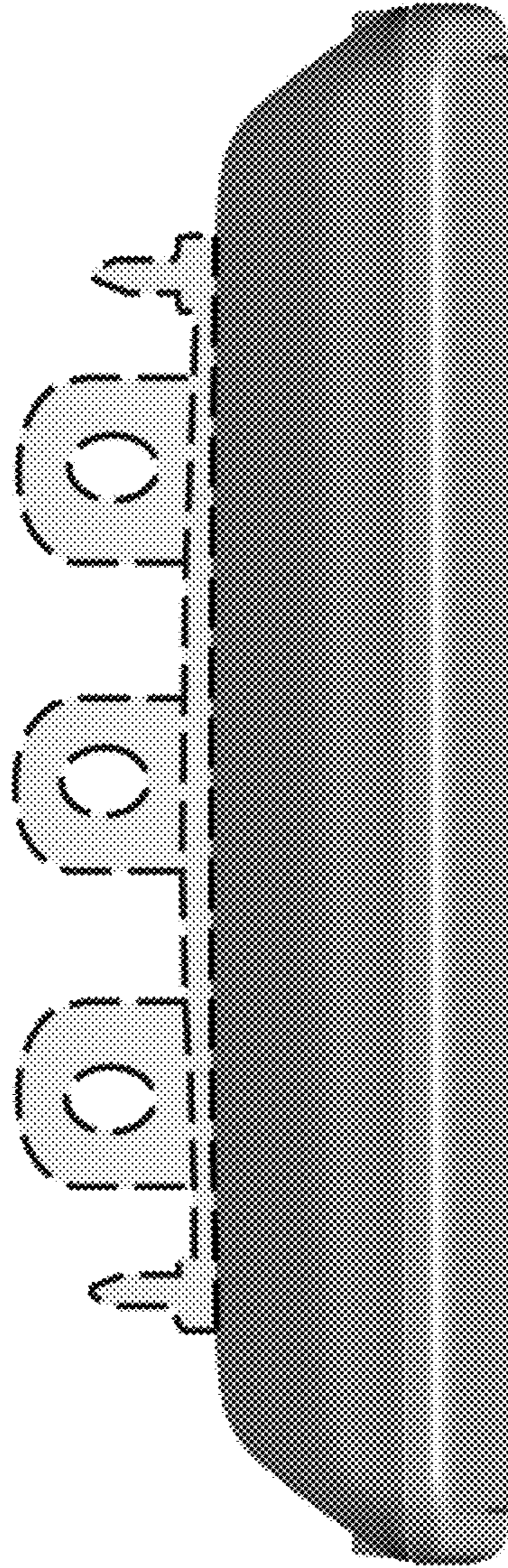


Fig. 4

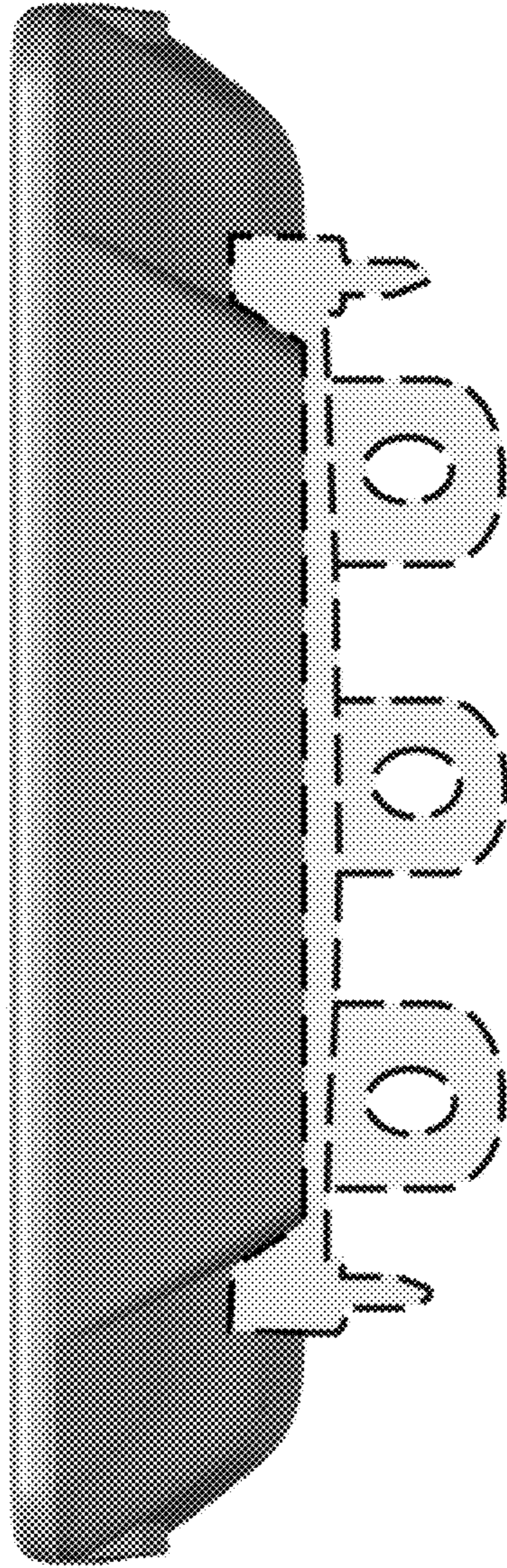


Fig. 5

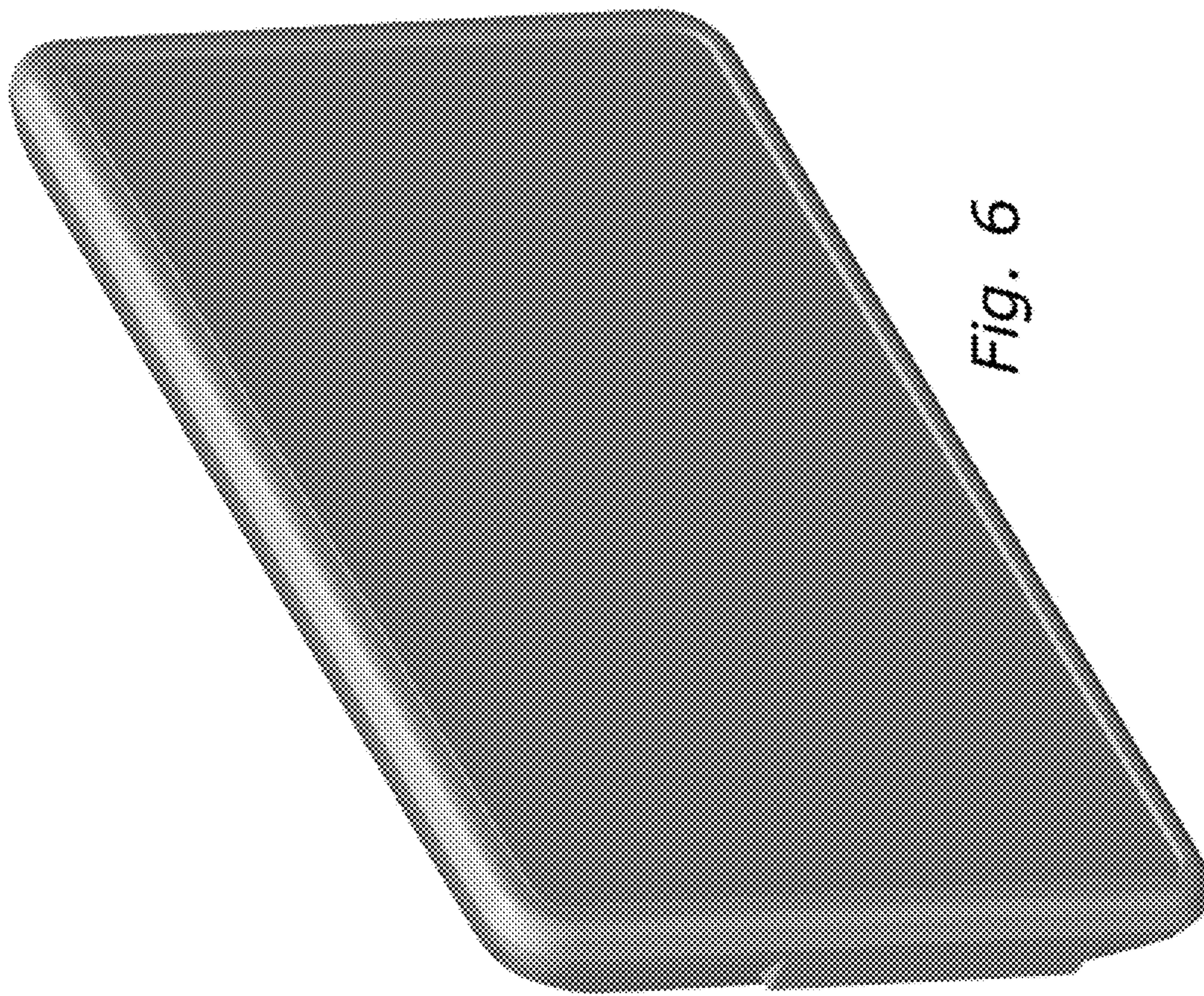


Fig. 6

