



US00D886016S

(12) **United States Design Patent**
Woodhouse et al.

(10) **Patent No.:** **US D886,016 S**
(45) **Date of Patent:** **** Jun. 2, 2020**

(54) **VEHICLE MIRROR**

(71) Applicant: **Ford Global Technologies, LLC,**
Dearborn, MI (US)

(72) Inventors: **David Woodhouse,** Troy, MI (US);
Kemal Curic, Irvine, CA (US); **Shawn Wehrly,** Northville, MI (US)

(73) Assignee: **Ford Global Technologies, LLC,**
Dearborn, MI (US)

(**) Term: **15 Years**

(21) Appl. No.: **29/685,605**

(22) Filed: **Mar. 29, 2019**

(51) **LOC (12) Cl.** **12-16**

(52) **U.S. Cl.**
USPC **D12/187**

(58) **Field of Classification Search**
CPC B60R 1/076; G02B 7/182; G02B 7/18;
G02B 5/08
See application file for complete search history.

(56) **References Cited**

U.S. PATENT DOCUMENTS

D708,560 S * 7/2014 George D12/187
D709,416 S * 7/2014 Mays D12/187
D715,711 S 10/2014 Blanski et al.
D718,689 S 12/2014 Blanski et al.

D724,510 S * 3/2015 McMahan D12/187
D746,196 S * 12/2015 Di Buduo D12/187
D782,379 S * 3/2017 Wassell D12/187
D802,502 S * 11/2017 McMahan D12/187
D804,379 S * 12/2017 McMahan D12/187
D809,442 S * 2/2018 Zipfel D12/187
D839,157 S * 1/2019 Smith D12/187
D840,885 S * 2/2019 Park Cheng D12/187
D873,745 S * 1/2020 Ruiz D12/187

* cited by examiner

Primary Examiner — Katrina A Betton

(74) *Attorney, Agent, or Firm* — Vichit Chea

(57) **CLAIM**

The ornamental design for a vehicle mirror, as shown and described.

DESCRIPTION

FIG. 1 is a front elevational view of a vehicle mirror, showing our new design;
FIG. 2 is a rear elevational view thereof;
FIG. 3 is a left side elevational view thereof;
FIG. 4 is a right side elevational view thereof;
FIG. 5 is a top plan view thereof;
FIG. 6 is a bottom plan view thereof;
FIG. 7 is a top, front and left side perspective view thereof; and,
FIG. 8 is a bottom, front and left side perspective view thereof.

1 Claim, 8 Drawing Sheets




Fig. 1

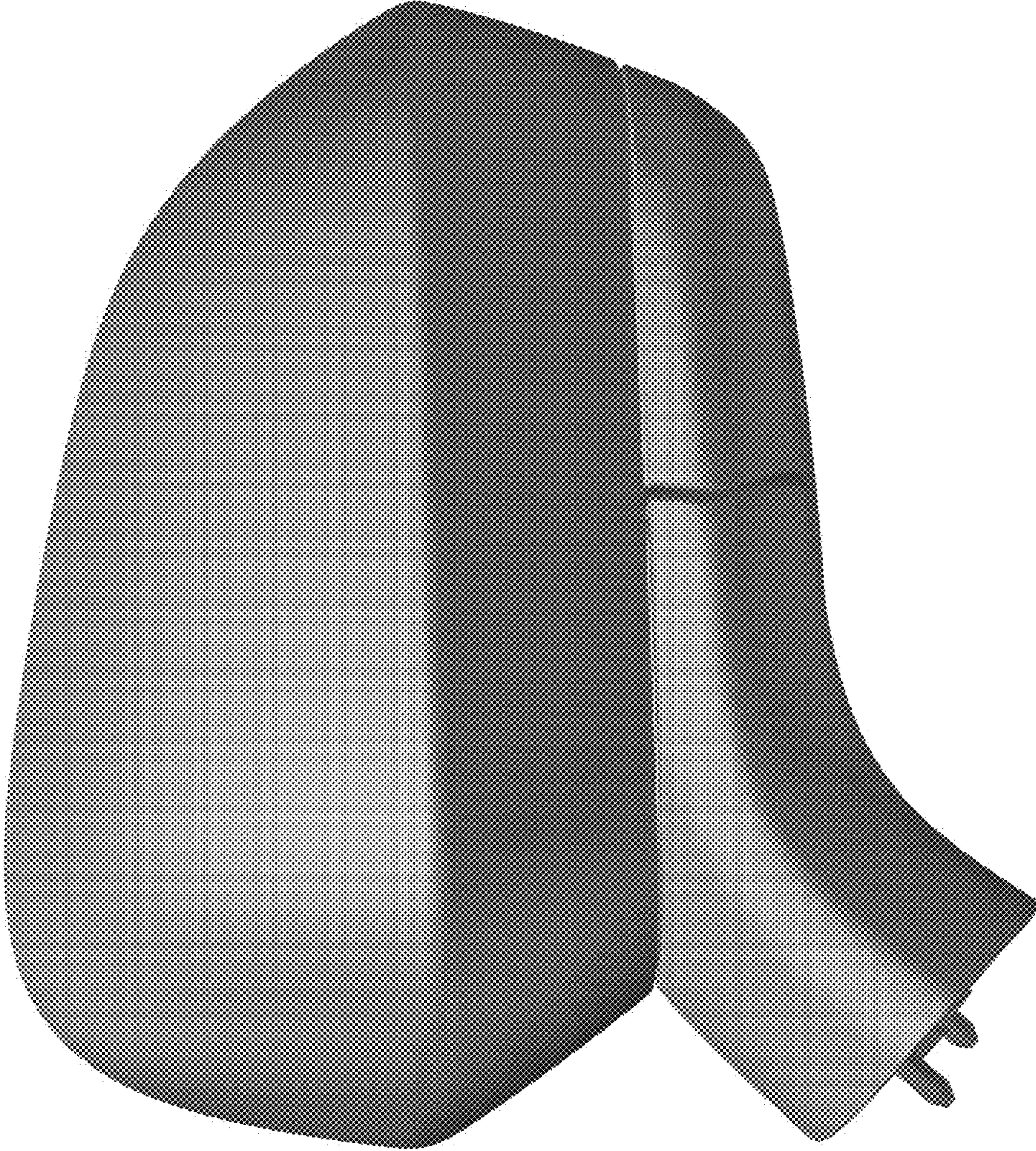




Fig. 2

Fig. 3

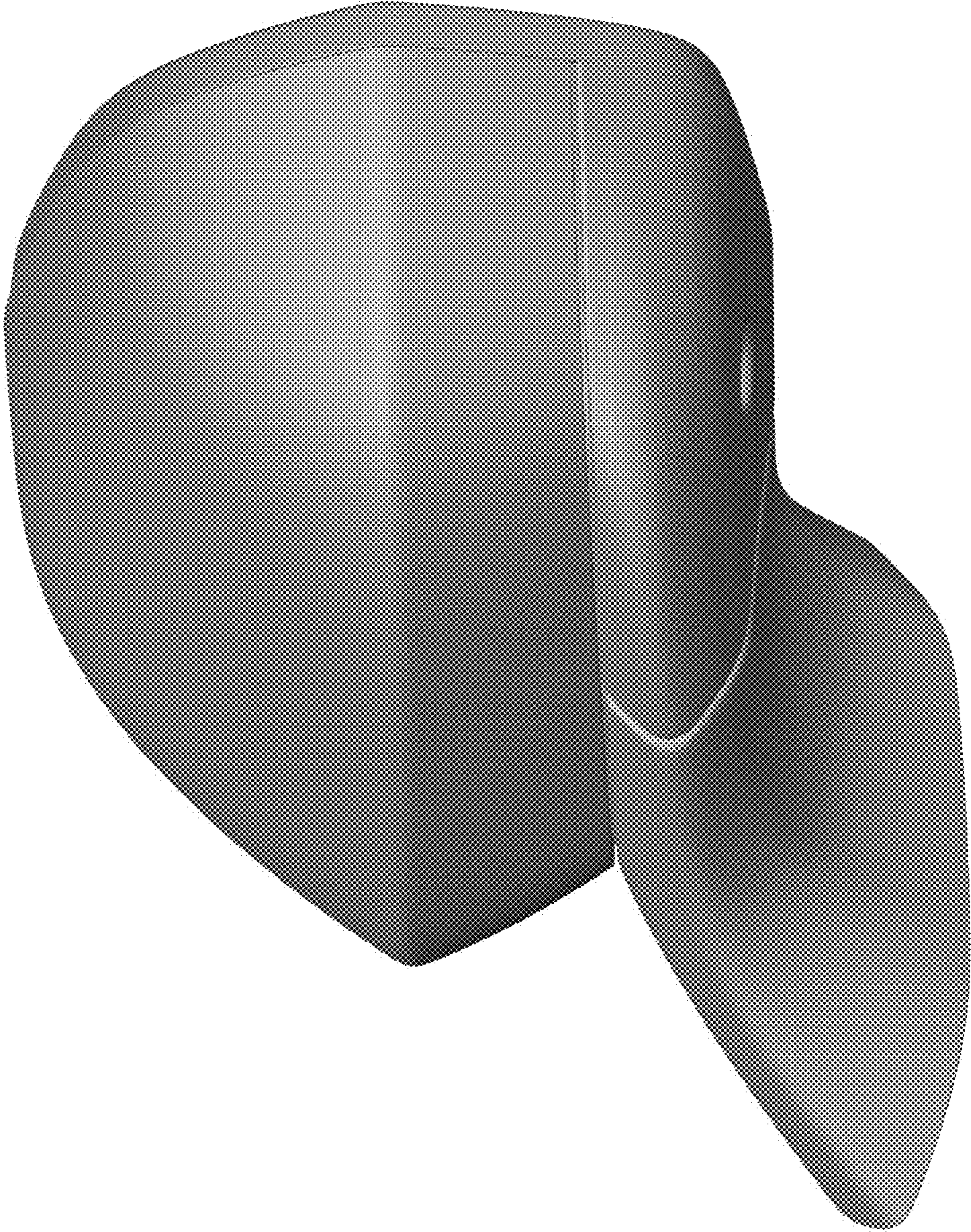




Fig.4




Fig. 5



Fig. 6

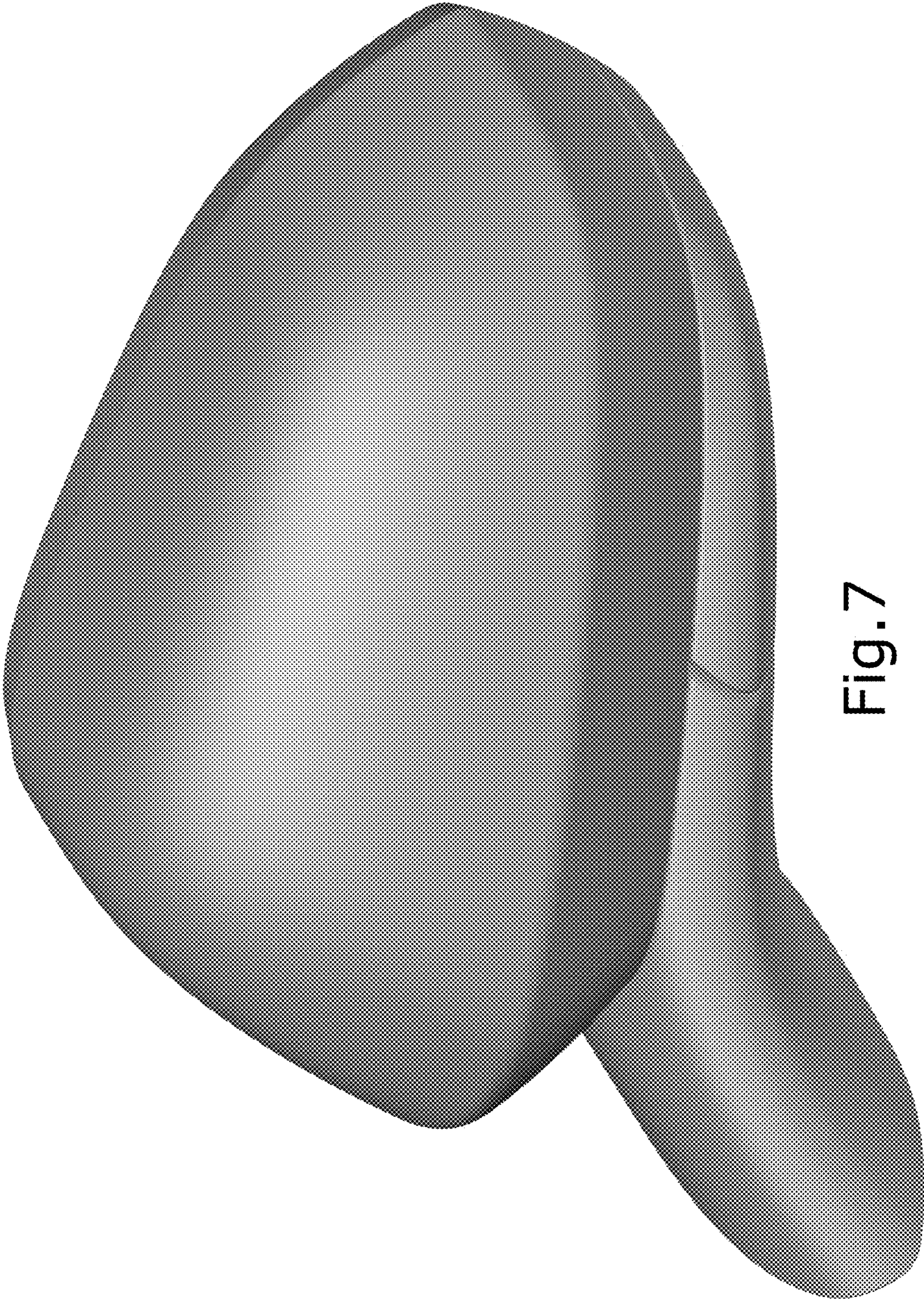


Fig.7

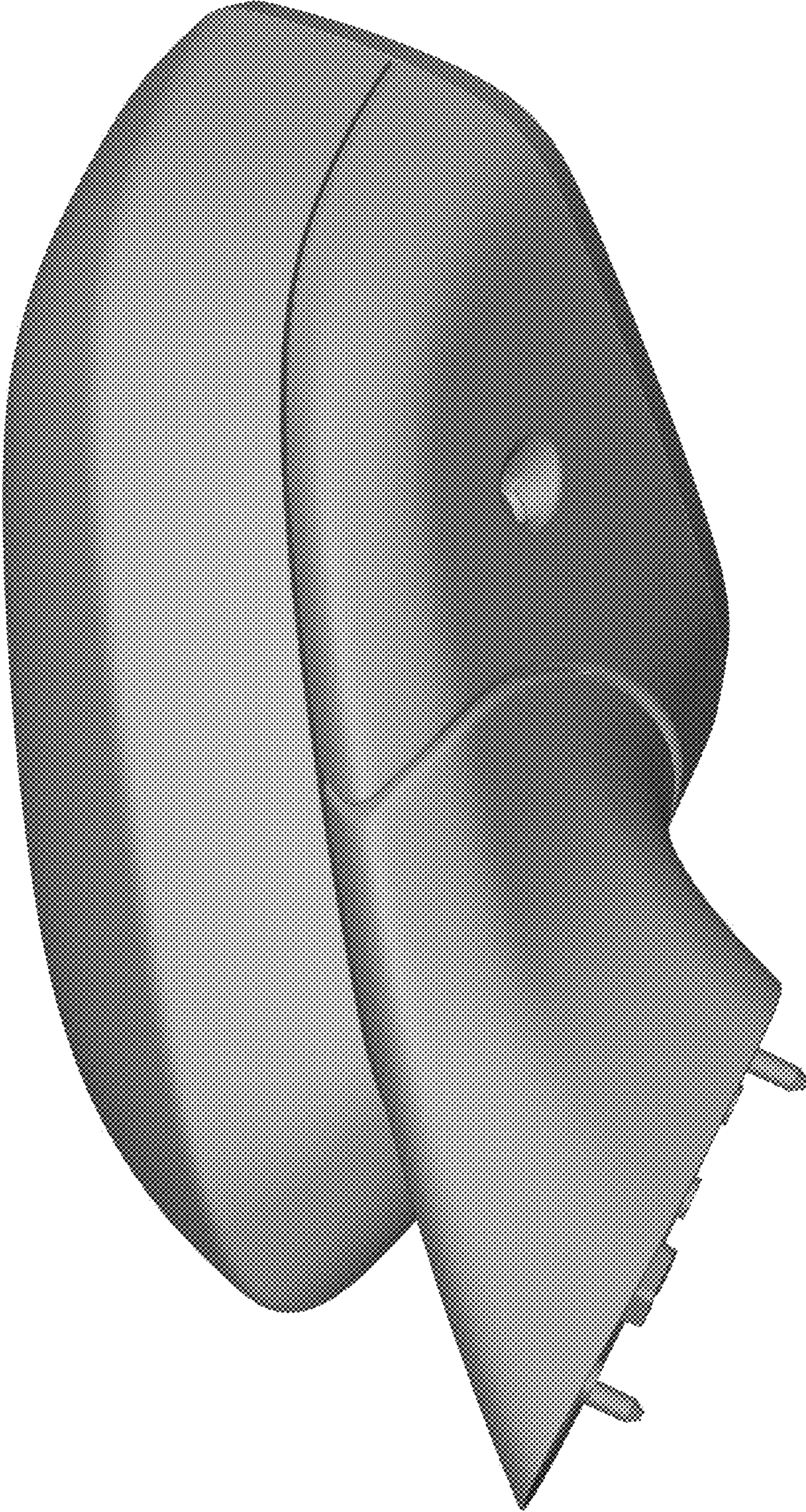


Fig. 8