



US00D886012S

(12) **United States Design Patent** (10) **Patent No.:** **US D886,012 S**
Heinemann (45) **Date of Patent:** **** Jun. 2, 2020**

(54) **AUTOMOBILE SPOILER**
(71) Applicant: **BRABUS GmbH**, Bottrop (DE)
(72) Inventor: **Andreas Heinemann**, Burg (DE)
(73) Assignee: **BRABUS GmbH** (DE)
(**) Term: **15 Years**

D763,751 S * 8/2016 Varga D12/181
9,944,335 B2 * 4/2018 Shinedling B62D 35/007
D820,166 S * 6/2018 Borkert D12/92
D822,929 S * 7/2018 Kim D32/55
D859,247 S * 9/2019 DiCanzio D12/181
D867,241 S * 11/2019 Schmolz D12/181
D879,209 S * 3/2020 Ewing D21/433
2009/0195016 A1 * 8/2009 Schwan B62D 35/007
296/180.3
2011/0169299 A1 * 7/2011 Goenueldinc B62D 35/007
296/180.5

(21) Appl. No.: **29/677,318**

* cited by examiner

(22) Filed: **Jan. 18, 2019**

Primary Examiner — Katrina A Betton

(30) **Foreign Application Priority Data**

(74) *Attorney, Agent, or Firm* — McCarter & English, LLP

Jul. 20, 2018 (EM) 005509569

(51) **LOC (12) Cl.** **12-08**

(52) **U.S. Cl.**
USPC **D12/181**

(57) **CLAIM**

The ornamental design for an automobile spoiler, as shown and described.

(58) **Field of Classification Search**
USPC D12/181, 182, 183, 400, 184, 191, 190
CPC B32B 3/00; B60S 9/205
See application file for complete search history.

DESCRIPTION

FIG. 1 is a perspective view of an automobile spoiler showing my new design;
FIG. 2 is a right side view thereof;
FIG. 3 is a left side view thereof;
FIG. 4 is a front view thereof;
FIG. 5 is a rear view thereof;
FIG. 6 is a top view thereof; and,
FIG. 7 is a bottom view thereof.

(56) **References Cited**

U.S. PATENT DOCUMENTS

D656,439 S * 3/2012 Saracoglu D12/181
D699,646 S * 2/2014 Saracoglu D12/181
D725,559 S * 3/2015 Robinson D12/181
D727,227 S * 4/2015 Scheinhutte D12/181

1 Claim, 7 Drawing Sheets

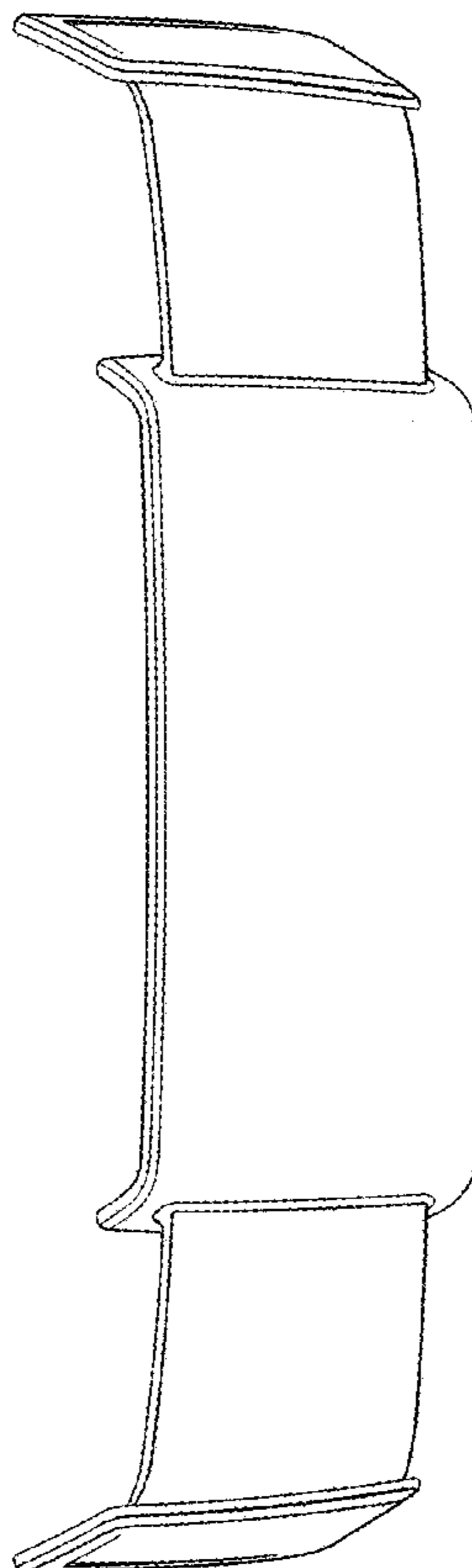


FIG. 1

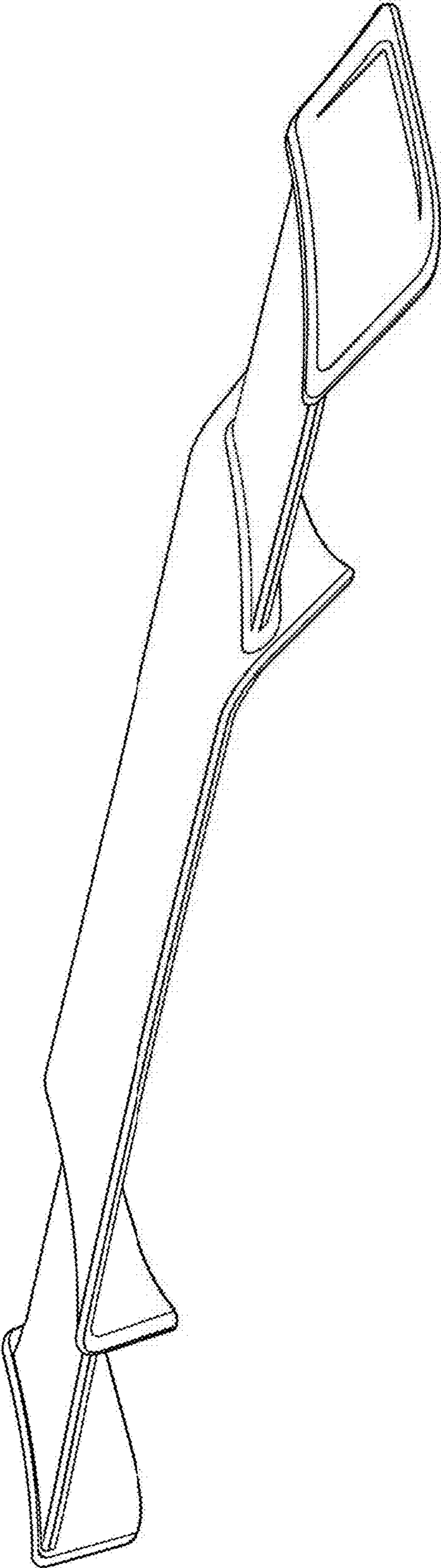


FIG. 2

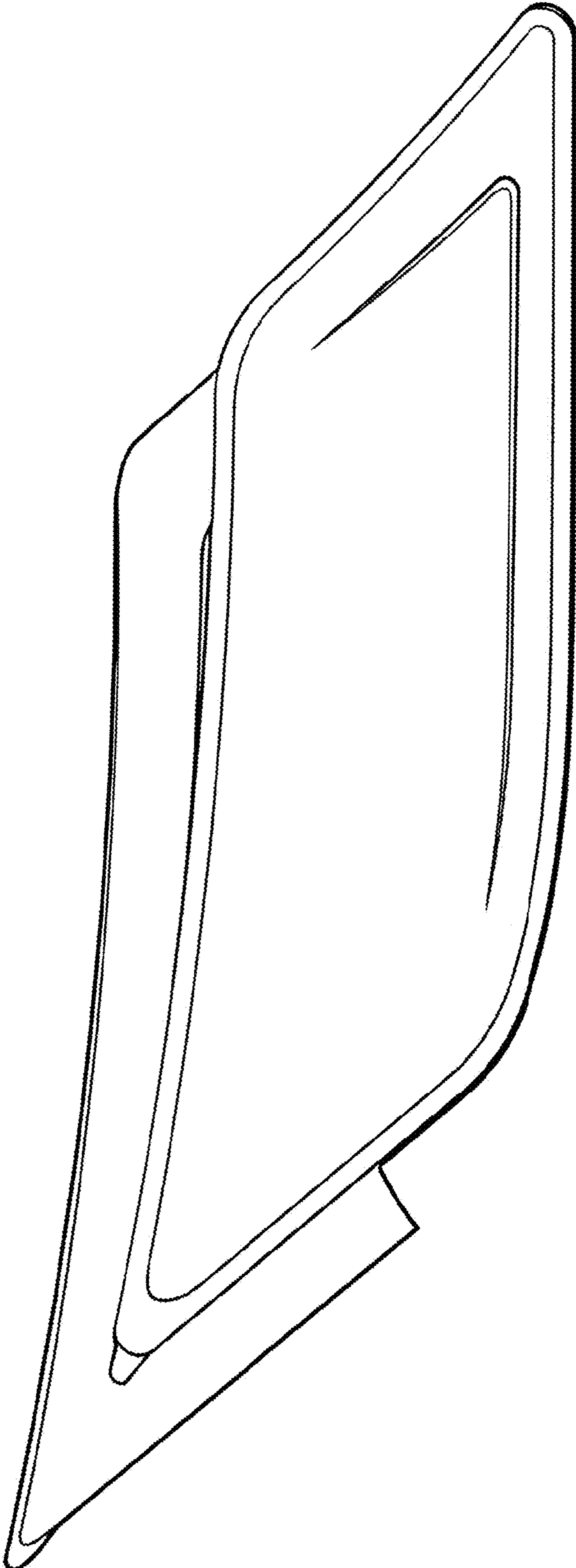


FIG. 3



FIG. 4




FIG. 5




FIG. 6

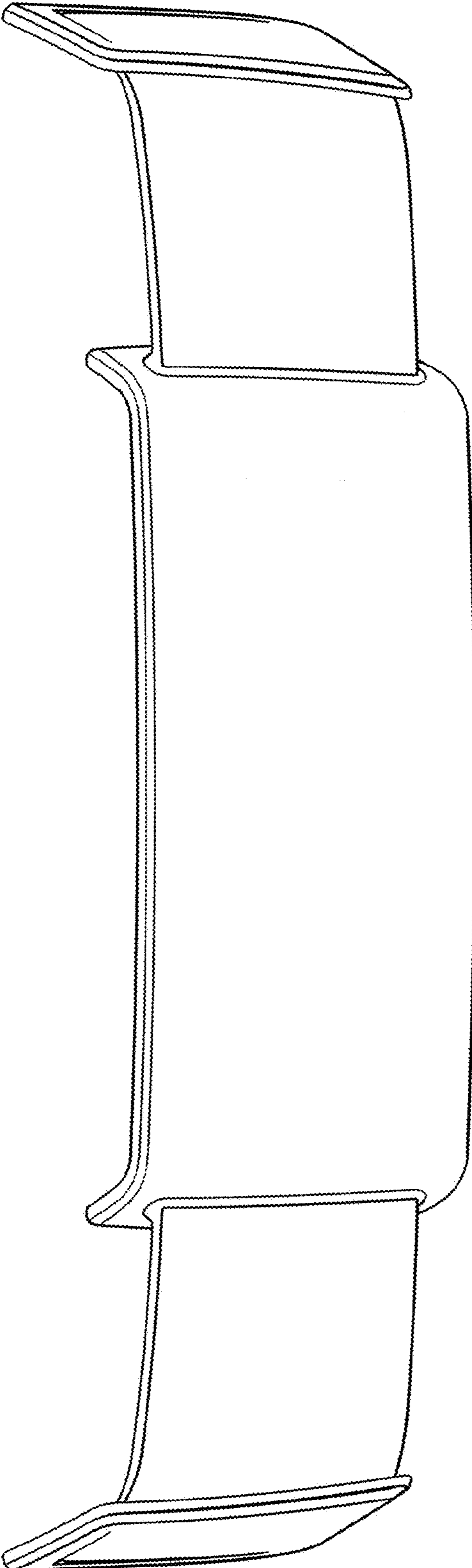


FIG. 7

