



US00D885996S

(12) **United States Design Patent** (10) **Patent No.:** **US D885,996 S**
Platto et al. (45) **Date of Patent:** **** Jun. 2, 2020**

(54) **VEHICLE FRONT UPPER GRILLE**

(71) Applicant: **Ford Global Technologies, LLC,**
Dearborn, MI (US)

(72) Inventors: **Gordon Platto,** Troy, MI (US); **Sean Tant,** Livonia, MI (US); **Joshua Henry,** Detroit, MI (US); **Rick Howard,** Brighton, MI (US)

(73) Assignee: **Ford Global Technologies, LLC,**
Dearborn, MI (US)

(**) Term: **15 Years**

(21) Appl. No.: **29/678,023**

(22) Filed: **Jan. 25, 2019**

(51) **LOC (12) Cl.** **12-16**

(52) **U.S. Cl.**
USPC **D12/163**

(58) **Field of Classification Search**
USPC D12/163, 196, 86, 90-92, 169, 190, 98,
D12/164; 293/102, 113, 115, 117, 120,
293/193.11; 296/180.1, 180.2; 180/68.1,
180/68.6
CPC B60R 19/52; B60K 11/08; B62D 25/08;
B62B 9/16
See application file for complete search history.

(56) **References Cited**

U.S. PATENT DOCUMENTS

D533,485 S 12/2006 Schiavone et al.
D607,786 S 1/2010 Golden et al.
D607,787 S 1/2010 Golden et al.
D685,697 S 7/2013 Platto et al.
D775,000 S 12/2016 Platto et al.

D775,001 S 12/2016 Platto et al.
D775,002 S 12/2016 Platto et al.
D805,967 S 12/2017 Platto et al.
D811,282 S * 2/2018 Platto D12/163
D811,283 S * 2/2018 Platto D12/163
D819,513 S * 6/2018 Bucher D12/163
D822,547 S * 7/2018 Platto D12/163
D822,548 S * 7/2018 Platto D12/163
D823,180 S * 7/2018 Platto D12/163
D823,181 S * 7/2018 Bucher D12/163
D840,283 S * 2/2019 Platto D12/163
D840,284 S * 2/2019 Platto D12/163
D853,899 S * 7/2019 Dewitt D12/163
D853,900 S * 7/2019 Dewitt D12/163

* cited by examiner

Primary Examiner — Melody N Brown

(74) *Attorney, Agent, or Firm* — Vichit Chea

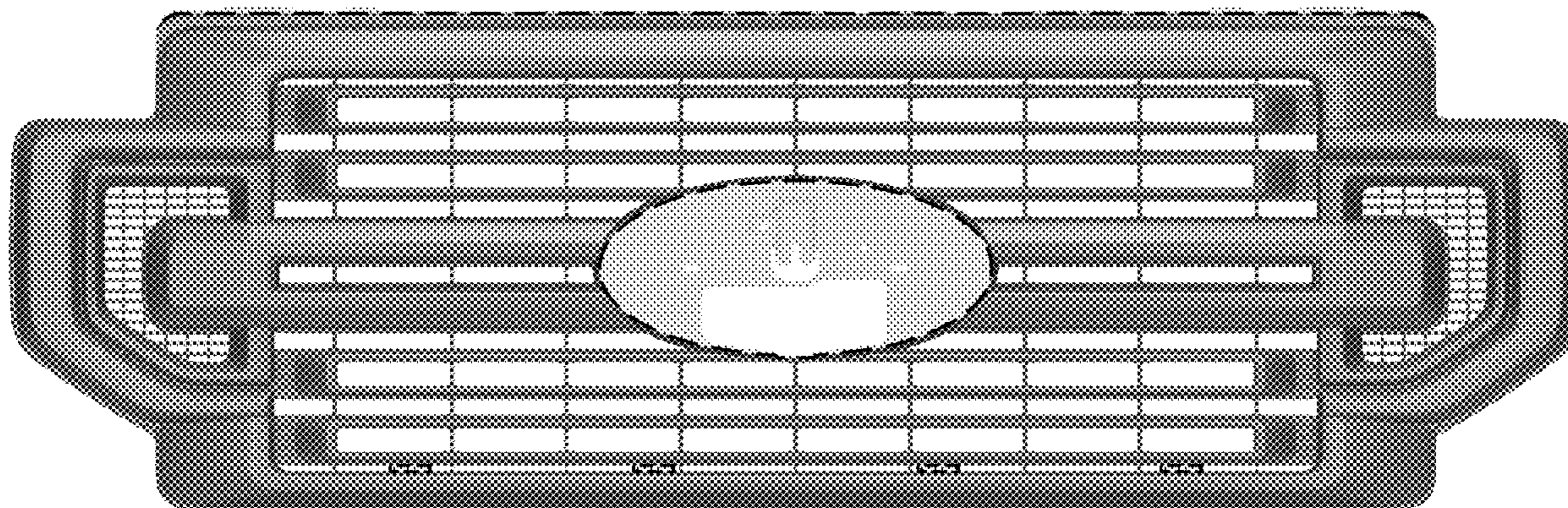
(57) **CLAIM**

The ornamental design for a vehicle front upper grille, as shown and described.

DESCRIPTION

FIG. 1 is a front elevational view of a vehicle front upper grille, showing our new design;
FIG. 2 is a left side elevational view thereof;
FIG. 3 is a right side elevational view thereof;
FIG. 4 is a top plan view thereof;
FIG. 5 is a bottom plan view thereof;
FIG. 6 is a top, front and left side perspective view thereof;
and,
FIG. 7 is a bottom, front and left side perspective view thereof.
The broken line portions of the grille shown throughout the drawing views are for environmental and illustrative purposes only and form no part of the claimed design.

1 Claim, 7 Drawing Sheets



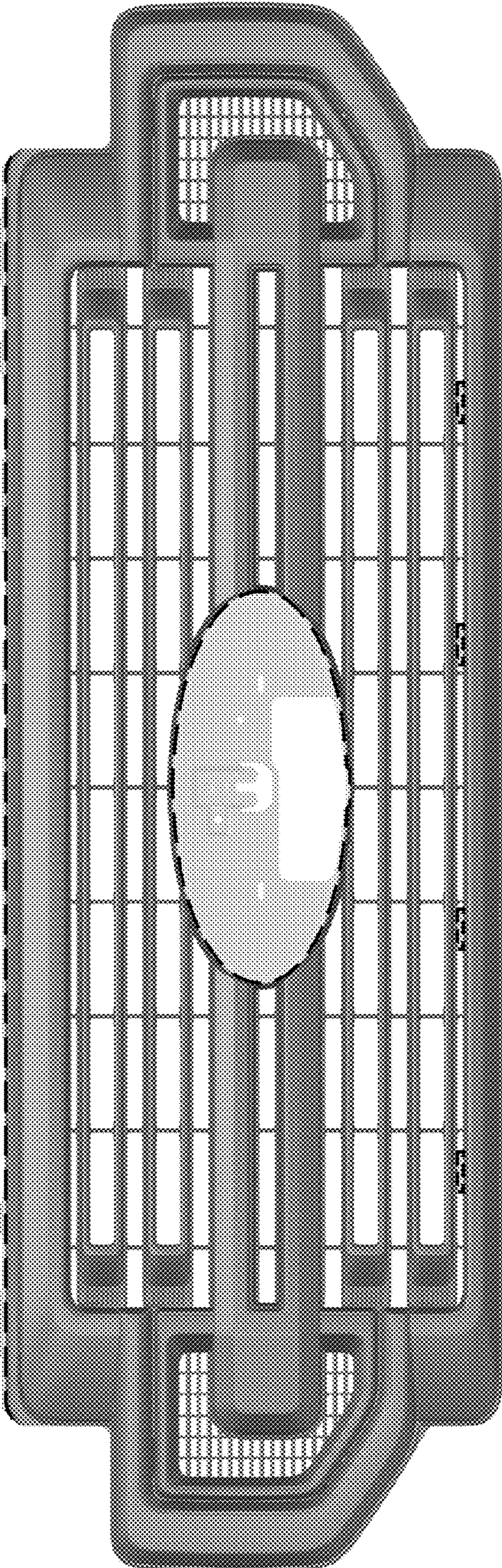


Fig.1

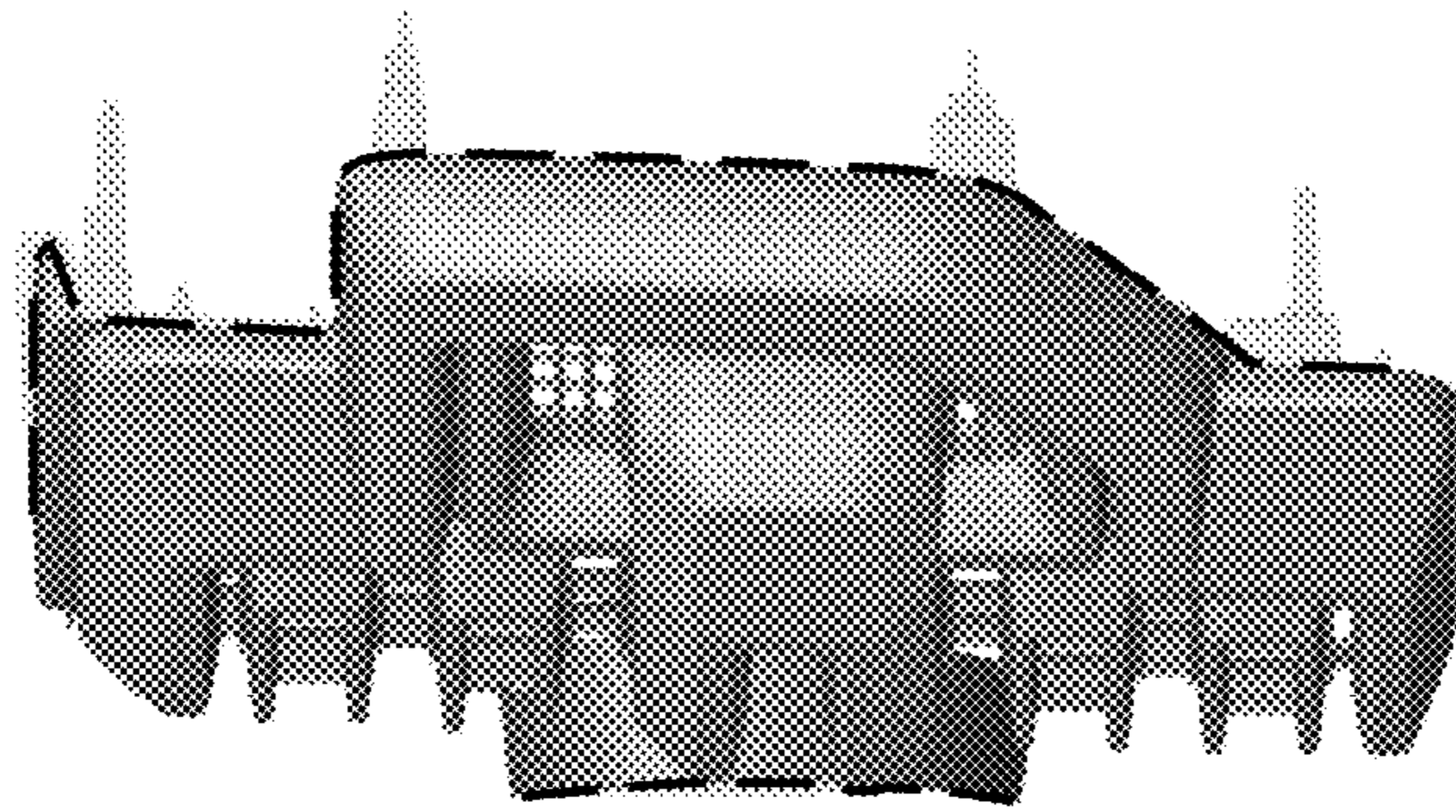


Fig. 2

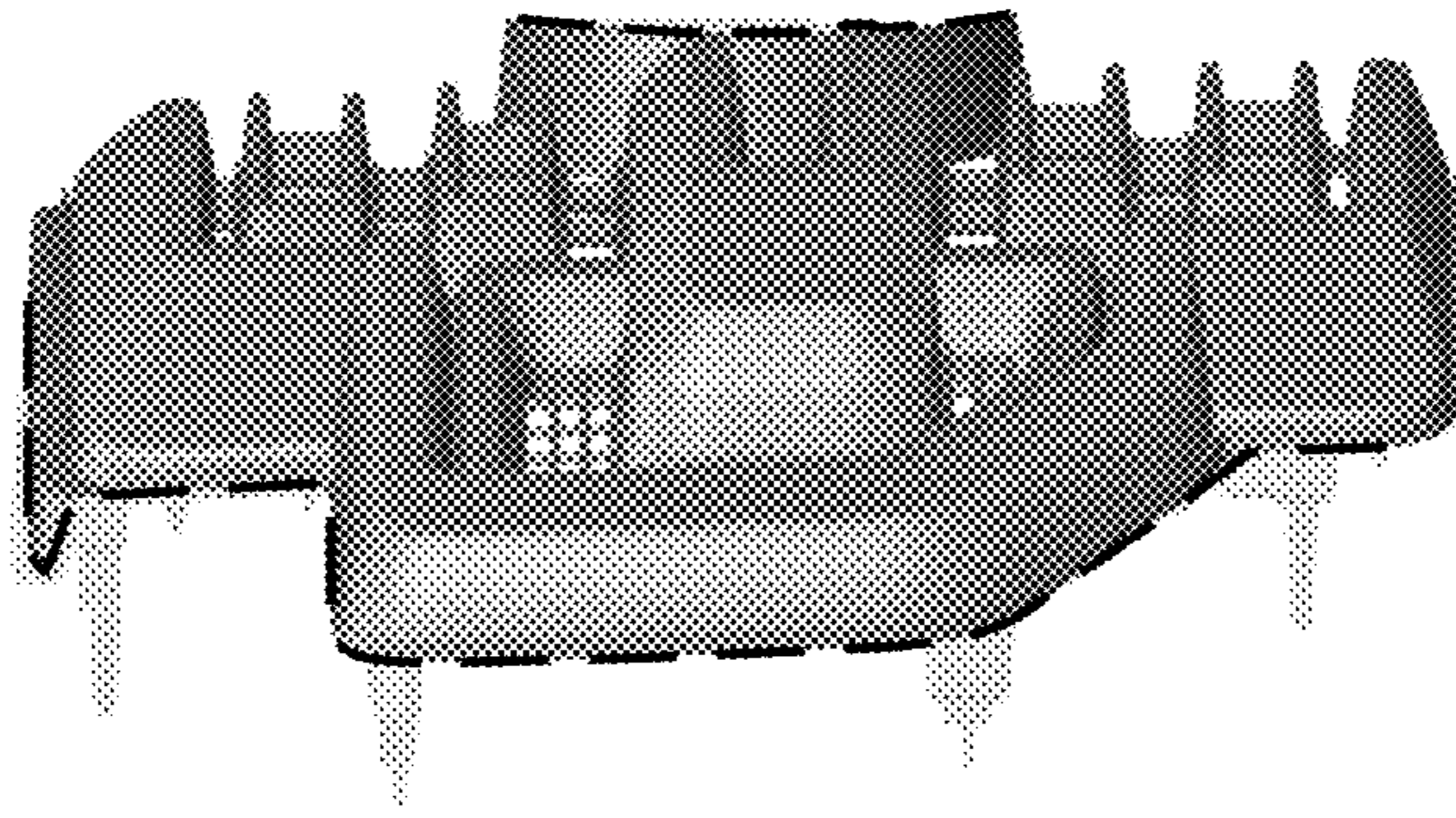


Fig. 3

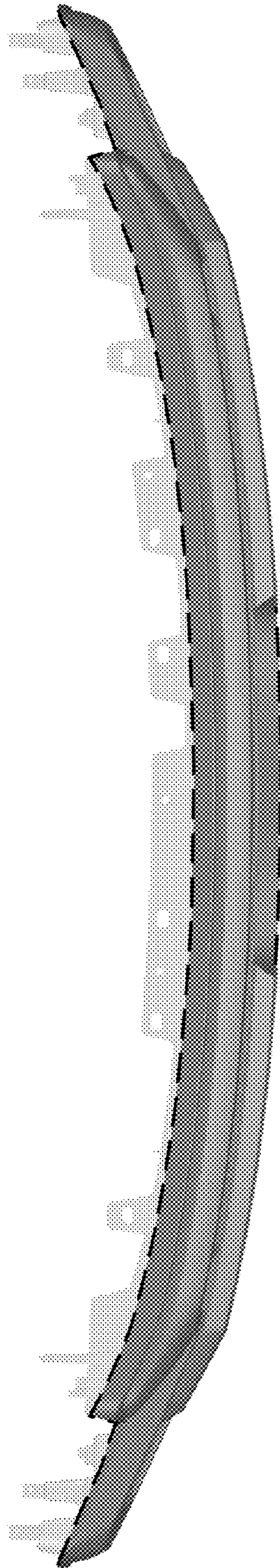
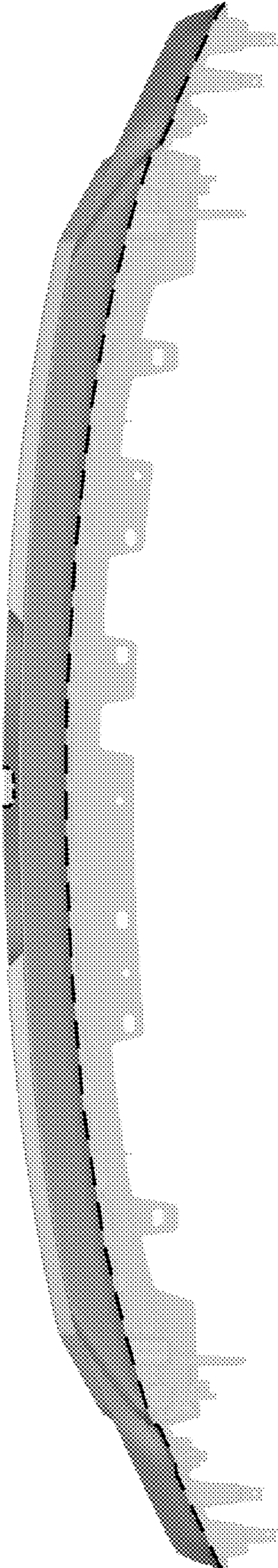


Fig.4

Fig. 5



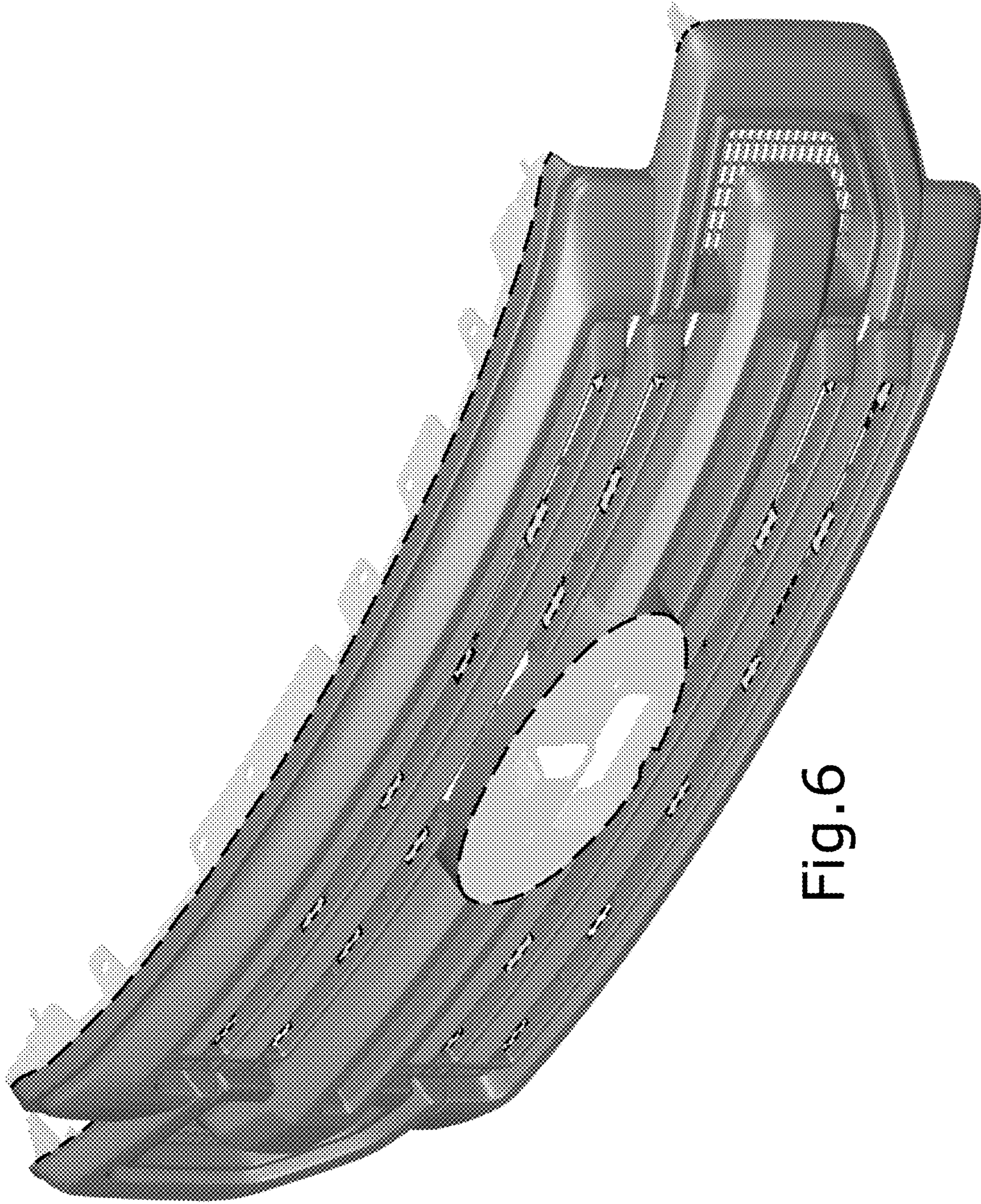


Fig. 6




Fig. 7