



US00D885984S

(12) **United States Design Patent**
Yang et al.

(10) **Patent No.:** **US D885,984 S**
(45) **Date of Patent:** **** Jun. 2, 2020**

(54) **MOTORCYCLE**
(71) Applicant: **ZHEJIANG LANGXIANG INDUSTRIAL CO., LTD.**, Taizhou, Zhejiang Province (CN)
(72) Inventors: **Jian Yang**, Taizhou (CN); **Sixing Jiang**, Taizhou (CN)
(73) Assignee: **ZHEJIANG LANGXIANG INDUSTRIAL CO., LTD.**, Taizhou (CN)
(**) Term: **15 Years**
(21) Appl. No.: **29/646,152**
(22) Filed: **May 2, 2018**

D608,255 S * 1/2010 Arnell D12/132
D656,435 S * 3/2012 Lambri B62K 5/027
D12/110
D785,507 S * 5/2017 Hishiki D12/110
D786,740 S * 5/2017 Abe D12/128
D788,647 S * 6/2017 Yokoyama D12/107
D791,647 S * 7/2017 Li D12/107
9,840,299 B2 * 12/2017 Takano B62K 5/027
D810,628 S * 2/2018 Li D12/107
9,919,758 B2 * 3/2018 Takano B62K 11/04
D819,498 S * 6/2018 Li D12/107
D833,917 S * 11/2018 Jiang D12/128
10,131,394 B2 * 11/2018 Sasaki B62J 15/00
10,179,623 B2 * 1/2019 Sasaki B62K 5/027
D848,905 S * 5/2019 Jiang D12/128
D849,601 S * 5/2019 Li D12/107
D850,981 S * 6/2019 Kinoshita D12/107
D855,498 S * 8/2019 Lambri D12/110

* cited by examiner

(30) **Foreign Application Priority Data**
Nov. 3, 2017 (CN) 2017 3 0537848
(51) **LOC (12) Cl.** **12-11**
(52) **U.S. Cl.**
USPC **D12/110; D12/128**
(58) **Field of Classification Search**
USPC D12/110, 111, 117, 128-133; D21/432, D21/538
CPC B62K 11/00; B62K 11/02; B62K 11/04; B62K 11/10; B62K 17/00; B62K 19/00; A61G 5/04; A61G 5/041-047; A61G 2005/048
See application file for complete search history.


Primary Examiner — Darlington Ly
(74) *Attorney, Agent, or Firm* — Bayramoglu Law Offices, LLC

(56) **References Cited**
U.S. PATENT DOCUMENTS
D547,242 S * 7/2007 Lambri B62K 5/10 D12/110
D598,328 S * 8/2009 Lambri B62K 5/05 D12/110

(57) **CLAIM**
The ornamental design for a motorcycle, as shown and described.

DESCRIPTION
FIG. 1 is a front and right side perspective view of a motorcycle showing our new design; FIG. 2 is a right side elevation view thereof; FIG. 3 is a left side elevation view thereof; FIG. 4 is a front elevation view thereof; FIG. 5 is a rear elevation view thereof; FIG. 6 is a top plan view thereof; and, FIG. 7 is a bottom plan view thereof.
The broken lines in the drawings illustrate portions of the motorcycle that form no part of the claimed design.

1 Claim, 7 Drawing Sheets






FIG. 1




FIG. 2




FIG. 3

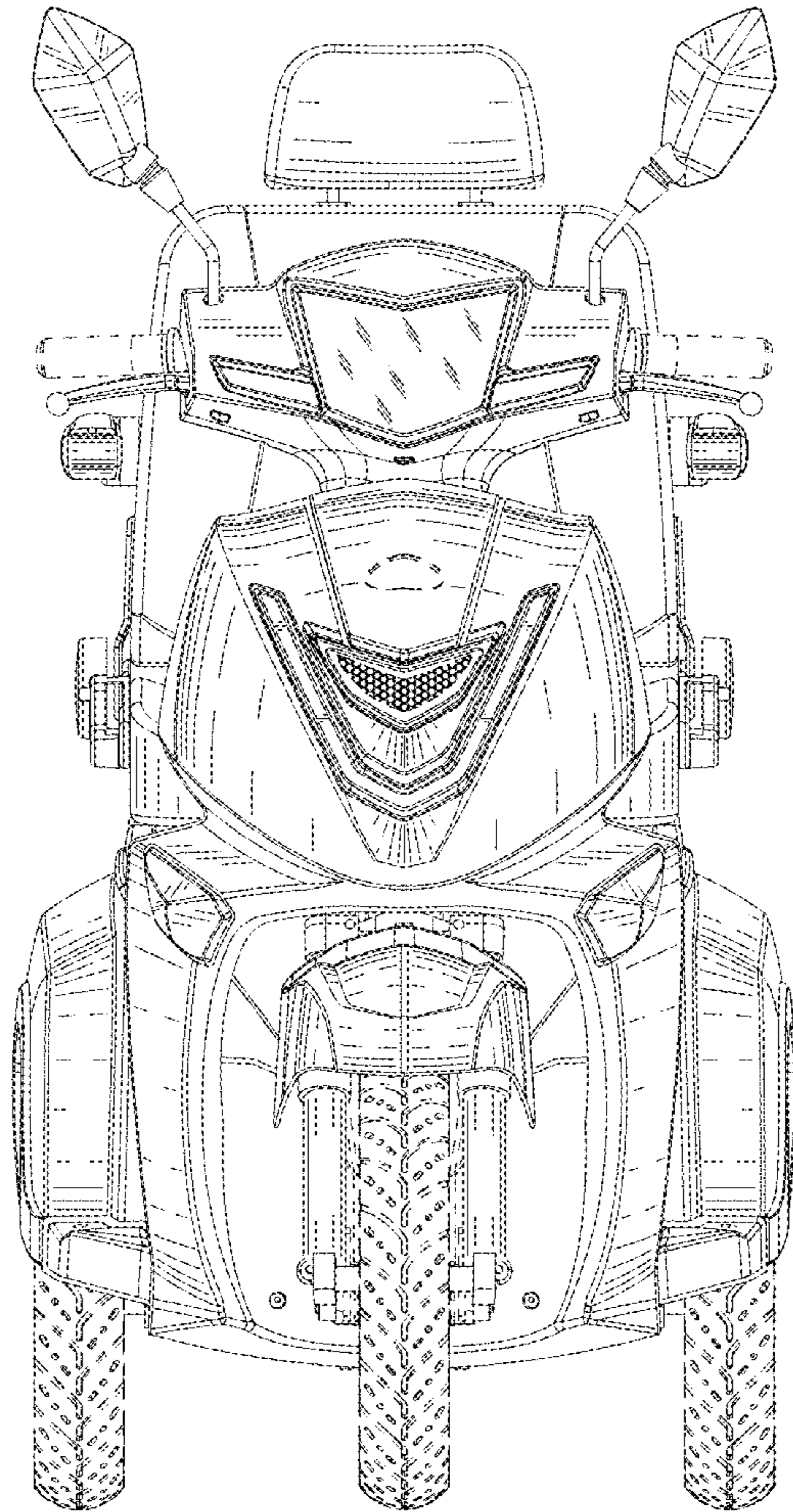


FIG. 4

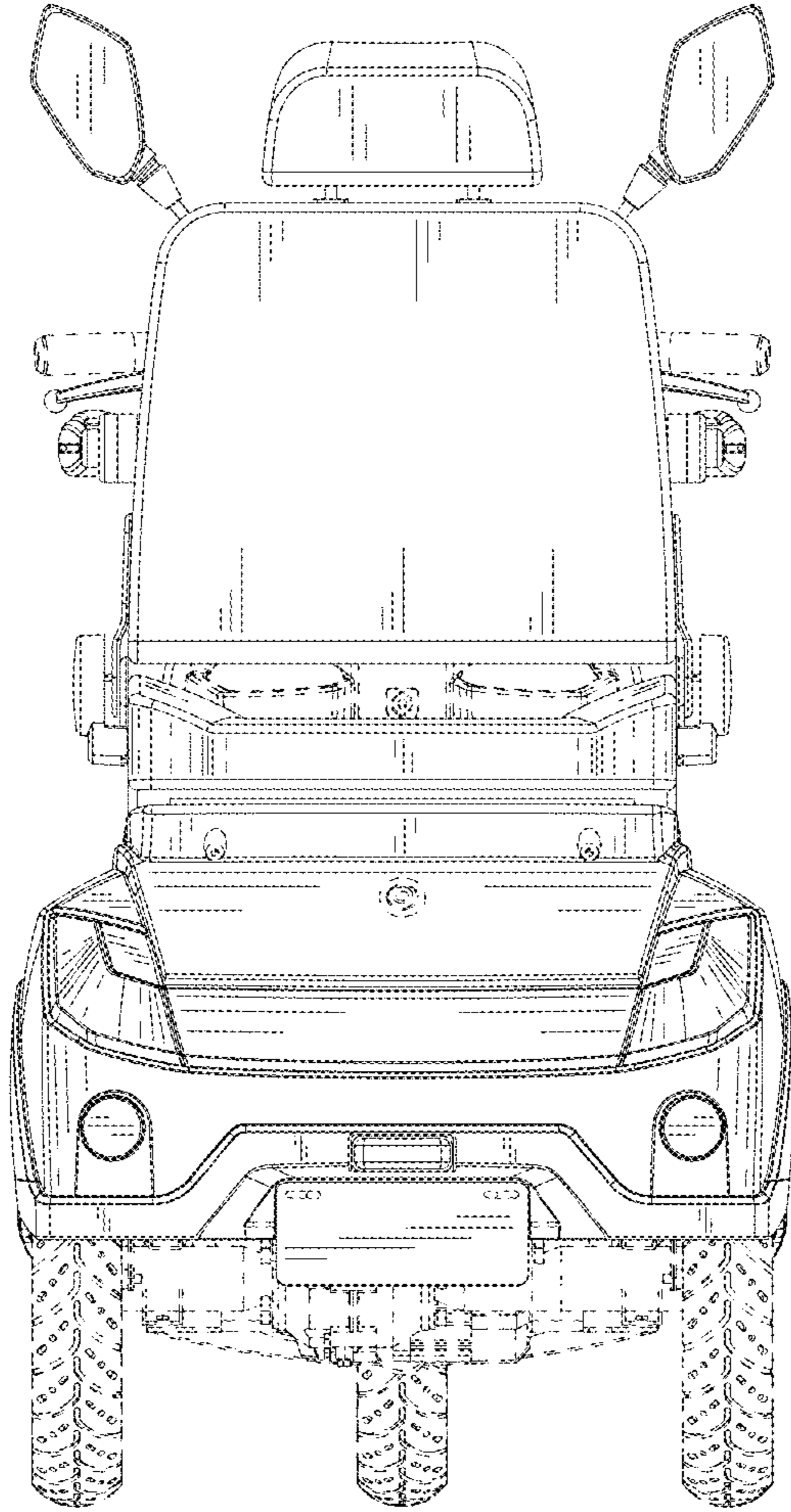


FIG. 5

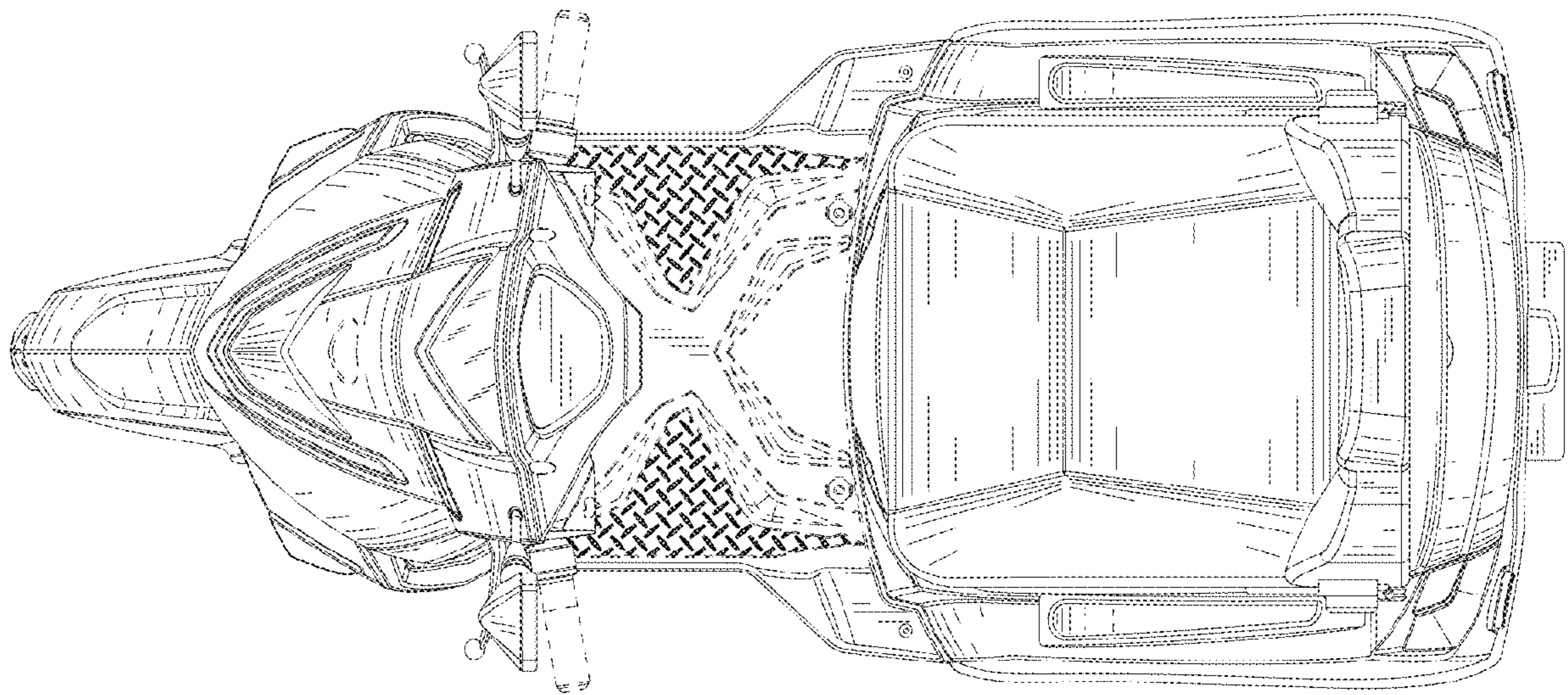


FIG. 6

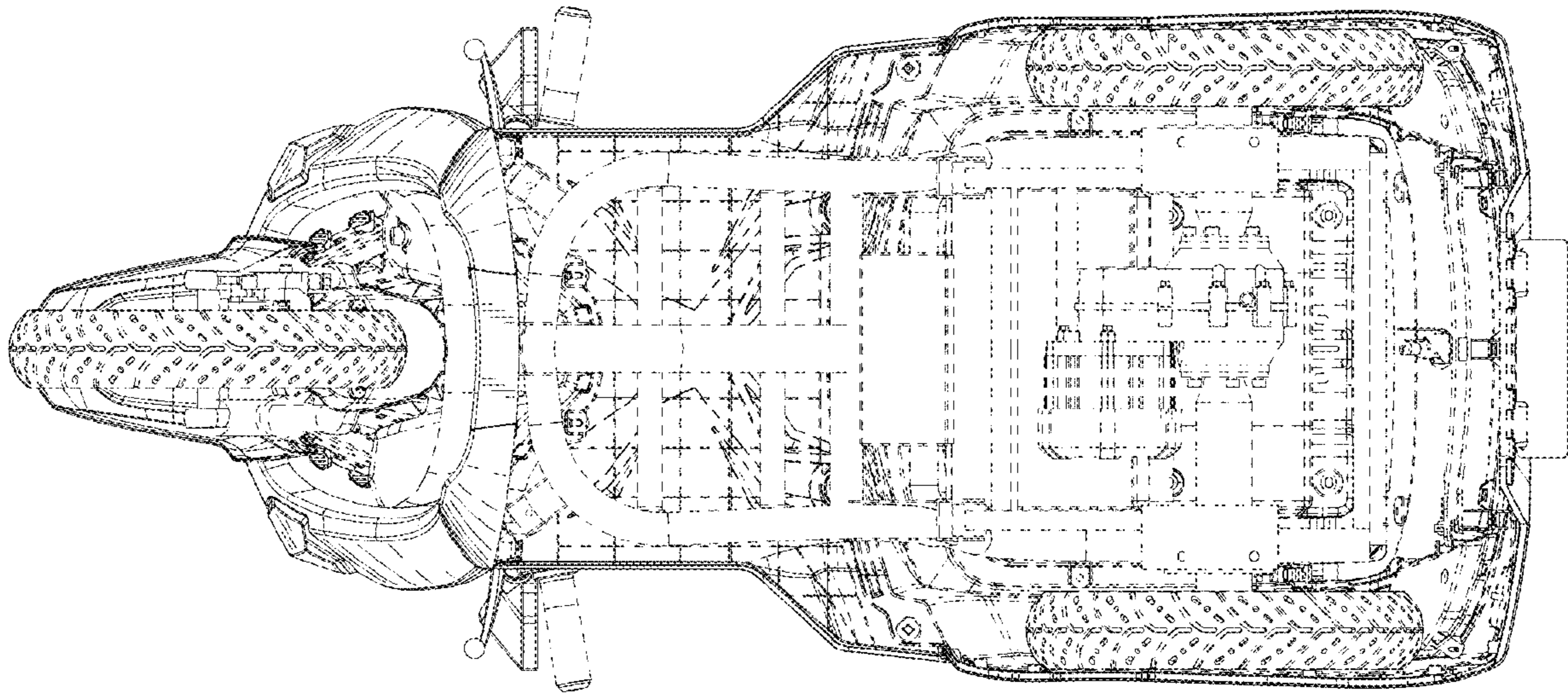


FIG. 7