



US00D885983S

(12) **United States Design Patent**
Ytterborn et al.

(10) **Patent No.:** **US D885,983 S**
(45) **Date of Patent:** **** Jun. 2, 2020**

(54) **ELECTRIC MOTORCYCLE**

(71) Applicant: **Cake 0 emission AB**, Stockholm (SE)

(72) Inventors: **Stefan Ytterborn**, Stockholm (SE);
David Gonzales, Johanneshov (SE);
Marcus Carlsson, Nacka (SE)

(73) Assignee: **CAKE 0 EMISSION AB**, Stockholm (SE)

(**) Term: **15 Years**

(21) Appl. No.: **29/642,727**

(22) Filed: **Apr. 2, 2018**

(30) **Foreign Application Priority Data**

Oct. 2, 2017 (EM) 004381846

(51) **LOC (12) Cl.** **12-11**

(52) **U.S. Cl.**
USPC **D12/110**

(58) **Field of Classification Search**
USPC D12/110, 111, 117; D21/432, 538
CPC B62K 11/00; B62K 11/02; B62K 11/04;
B62K 11/10; B62K 17/00; B62K 19/00;
B62K 2202/00
See application file for complete search history.

(56) **References Cited**

U.S. PATENT DOCUMENTS

D269,170 S * 5/1983 Aoyama D12/110
D270,047 S * 8/1983 Kataoka D12/110
D273,854 S * 5/1984 Ishiyama D12/110
D311,507 S 10/1990 Sasaki
D368,242 S 3/1996 Camfield
D384,600 S * 10/1997 Miwa D12/110
D384,601 S * 10/1997 Hiruma D12/110
D385,266 S 10/1997 Matsushima
D387,017 S 12/1997 Nobutaka

D395,849 S * 7/1998 Maruyama D12/110
D419,922 S * 2/2000 Yamase D12/110
D430,822 S * 9/2000 Sakaguchi D12/110
D431,501 S 10/2000 Yamamoto
D456,315 S 4/2002 Sawabe
D482,639 S * 11/2003 Yamamoto D12/110
D497,329 S * 10/2004 Yamamoto D12/110
D497,330 S * 10/2004 Fukuyama D12/110
D513,481 S * 1/2006 Lin D12/110
D517,956 S * 3/2006 Kishi D12/110
D523,783 S * 6/2006 Sugimoto D12/110
D524,191 S * 7/2006 Sugimoto D12/110
D526,249 S * 8/2006 Tanaka D12/110
D526,936 S 8/2006 Maruyama
D549,136 S * 8/2007 Yu D12/110
D559,155 S * 1/2008 Sakata D12/110
D566,626 S * 4/2008 Sakata D12/110
D581,840 S * 12/2008 Ichihara D12/110
D590,302 S * 4/2009 Tanaka D12/110
D594,784 S * 6/2009 Ichihara D12/110
D598,330 S * 8/2009 Miyanishi D12/110

(Continued)

Primary Examiner — Darlington Ly
(74) Attorney, Agent, or Firm — Tucker Ellis LLP

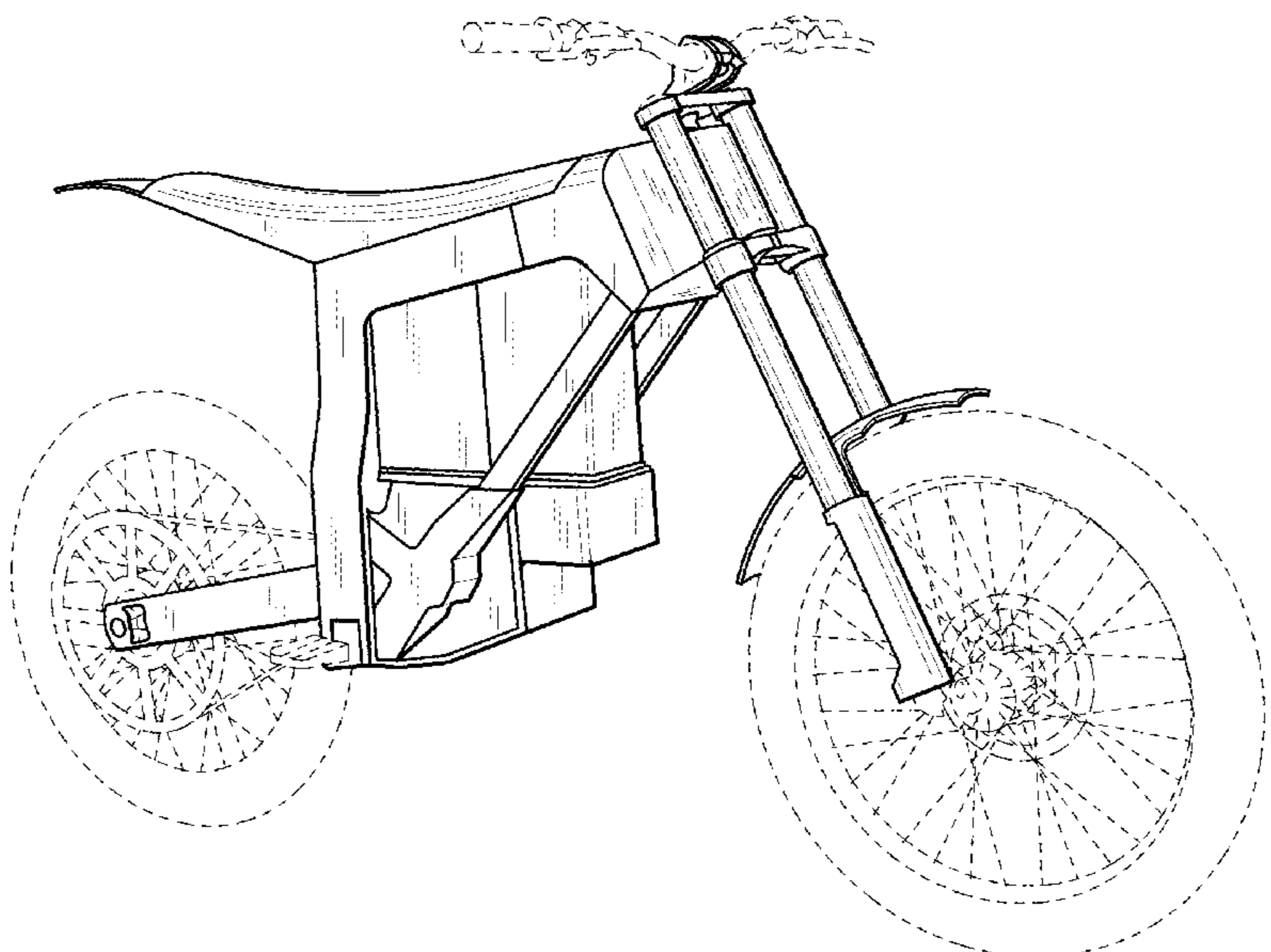
(57) **CLAIM**

The ornamental design for an electric motorcycle, as shown and described.

DESCRIPTION

FIG. 1 is a perspective view of an electric motorcycle showing our new design;
FIG. 2 is a front elevation view thereof;
FIG. 3 is a rear elevation view thereof;
FIG. 4 is a left side elevation view thereof;
FIG. 5 is a right side elevation view thereof; and,
FIG. 6 is a top plan view thereof.
The broken lines shown herein are for the purpose of illustrating portions of the electric motorcycle and form no part of the claimed design.

1 Claim, 5 Drawing Sheets



(56)

References Cited

U.S. PATENT DOCUMENTS

D601,927 S * 10/2009 Watanabe D12/110
D603,300 S * 11/2009 Fukuyama D12/110
D609,609 S * 2/2010 Hayashi D12/110
D609,610 S * 2/2010 Inose D12/110
D621,301 S * 8/2010 Hayashi D12/110
D632,226 S * 2/2011 Miyata D12/110
D640,173 S * 6/2011 Oyanagi D12/110
D662,857 S 7/2012 Petersson
D662,858 S 7/2012 Yamazaki
D662,859 S 7/2012 Matsuoka
D665,706 S * 8/2012 Oyanagi D12/110
D685,682 S * 7/2013 Matsumura D12/110
D698,702 S 2/2014 Kubanek
D724,496 S * 3/2015 Takeda D12/110
D734,215 S 7/2015 Forrellad
D735,086 S * 7/2015 Talios D12/110
D735,087 S * 7/2015 Iimura D12/110
D738,260 S * 9/2015 Akita D12/110
D738,789 S * 9/2015 Inose D12/110
D754,567 S * 4/2016 Iimura D12/110
D792,287 S * 7/2017 Kobayashi D12/110
D798,195 S * 9/2017 Yu D12/110
D809,433 S * 2/2018 Kobayashi D12/110
D810,629 S 2/2018 Ytterborn et al.
D825,393 S * 8/2018 Miyata D12/110
2005/0029773 A1 2/2005 Day
2013/0313034 A1 * 11/2013 Matsushima B62K 11/00
180/219
2015/0060178 A1 * 3/2015 Matsushima F02M 35/162
180/219
2017/0057338 A1 * 3/2017 Inagaki B60K 11/08

* cited by examiner

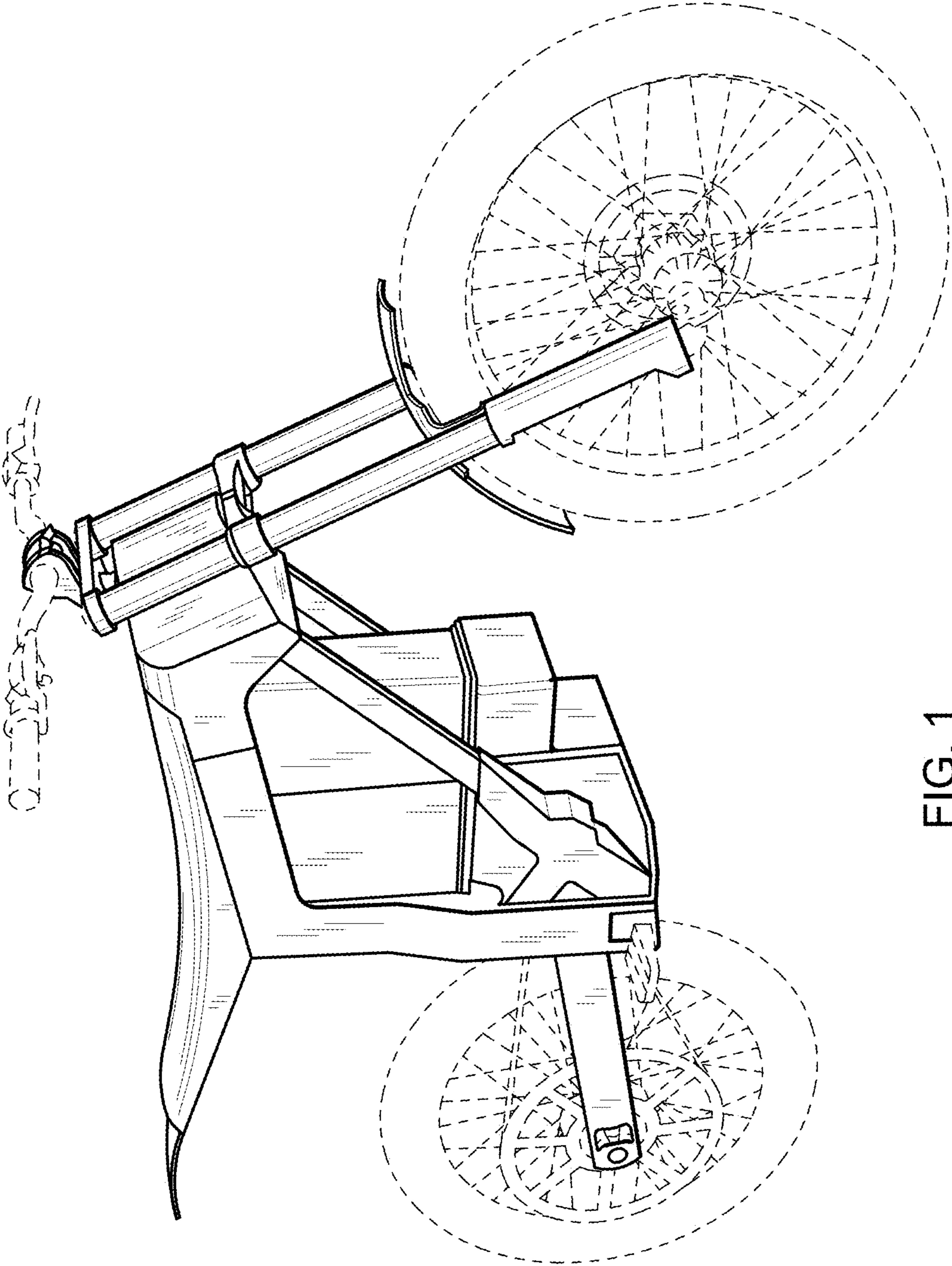


FIG. 1

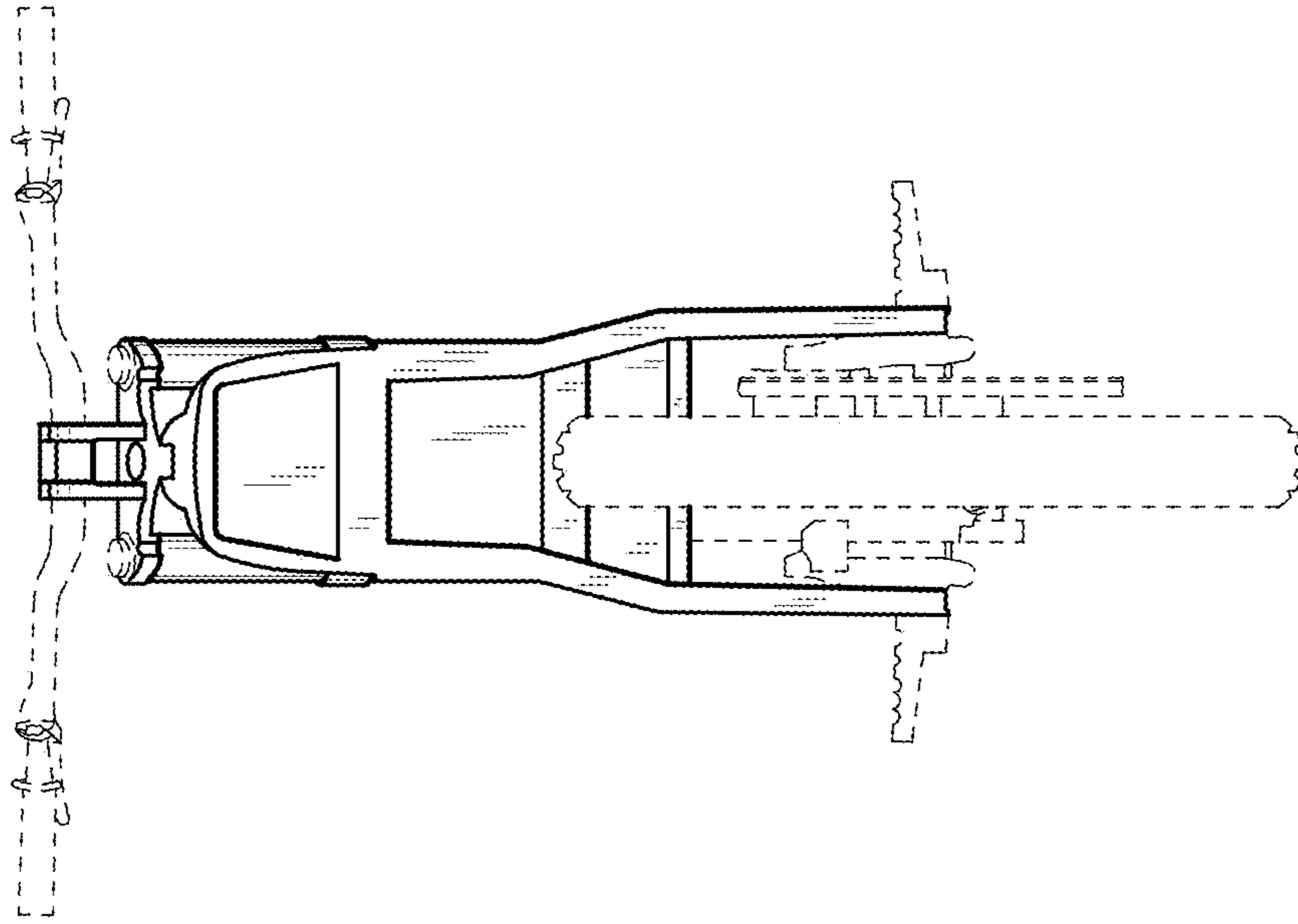


FIG. 2

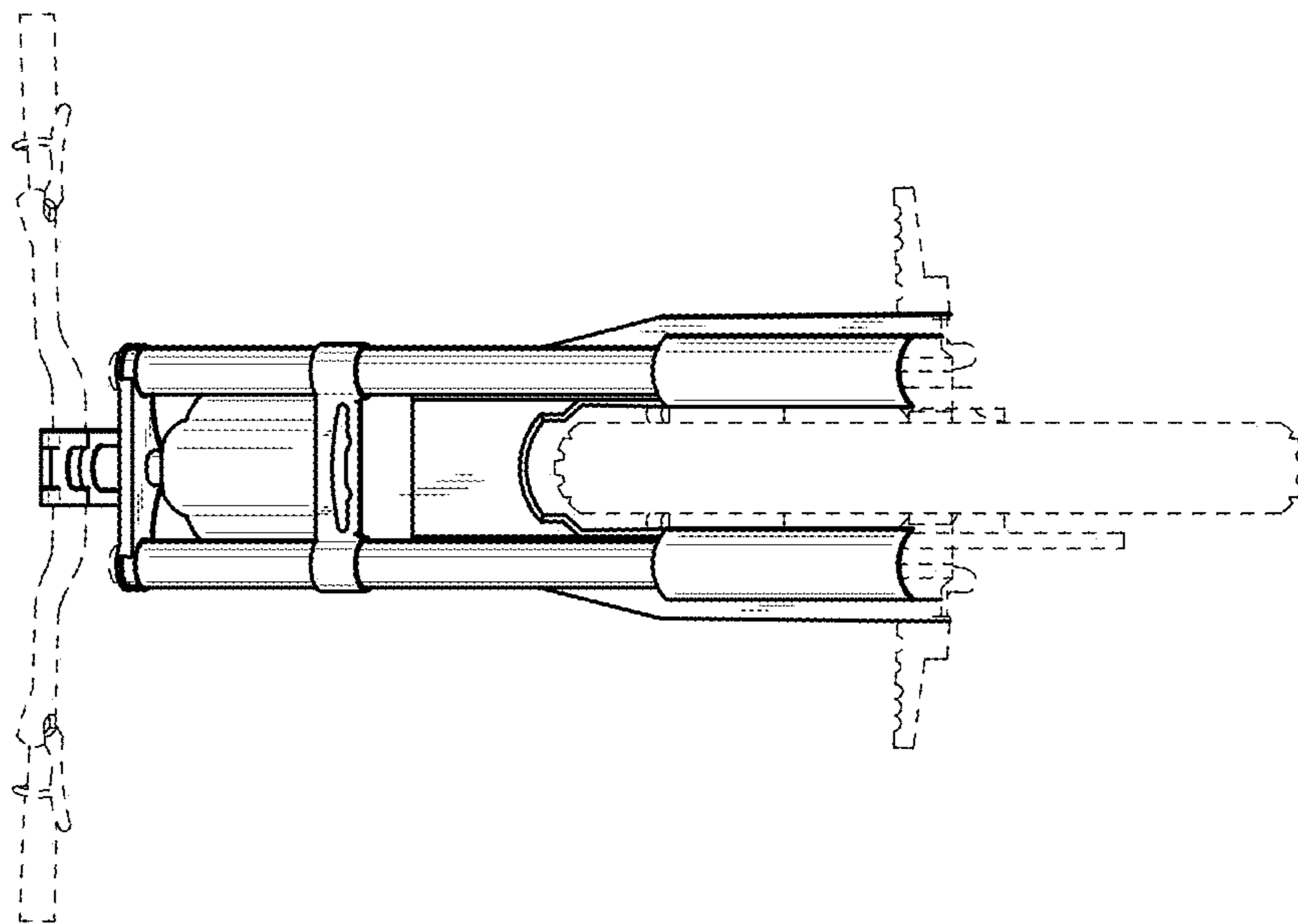


FIG. 3

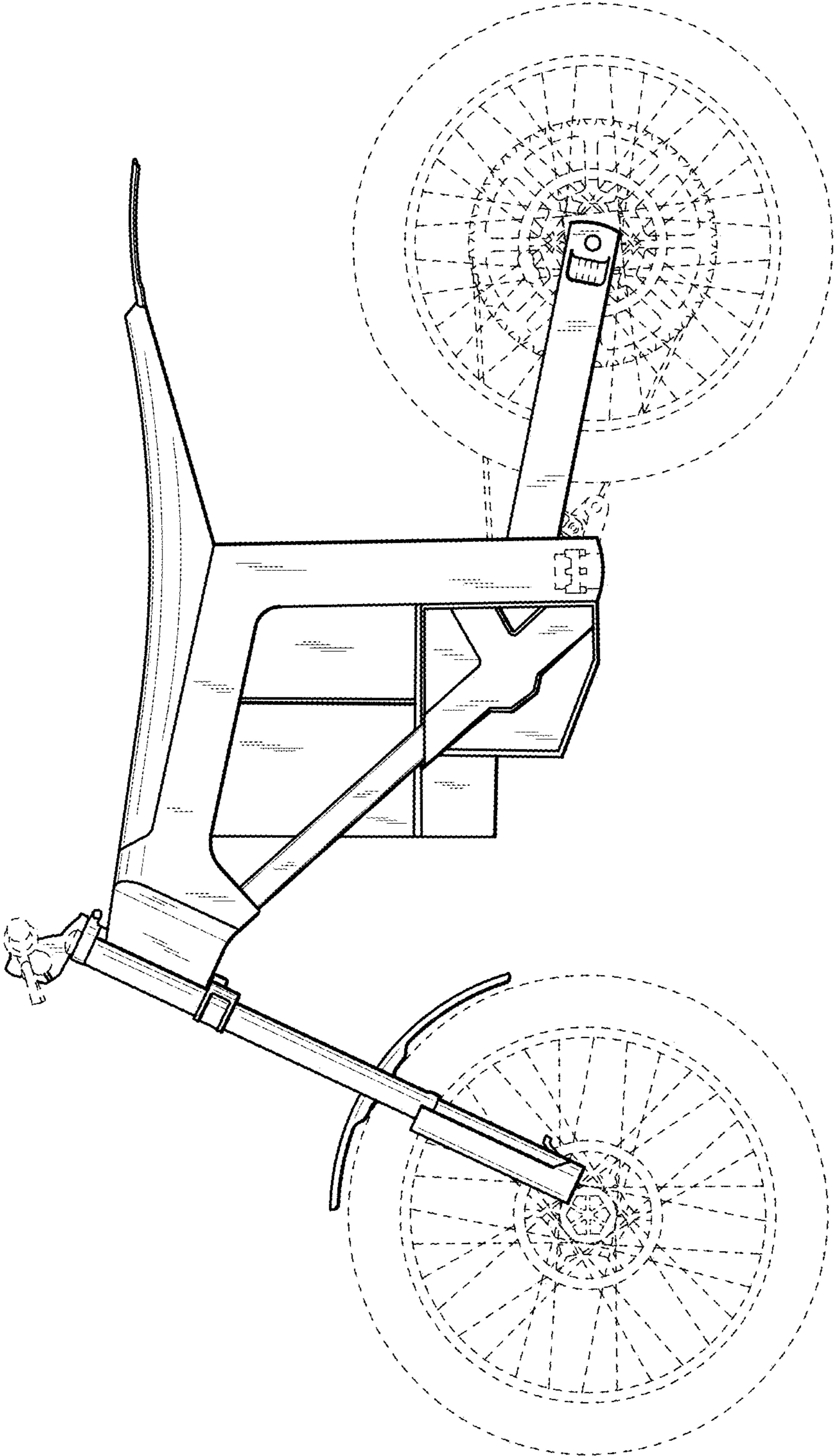


FIG. 4

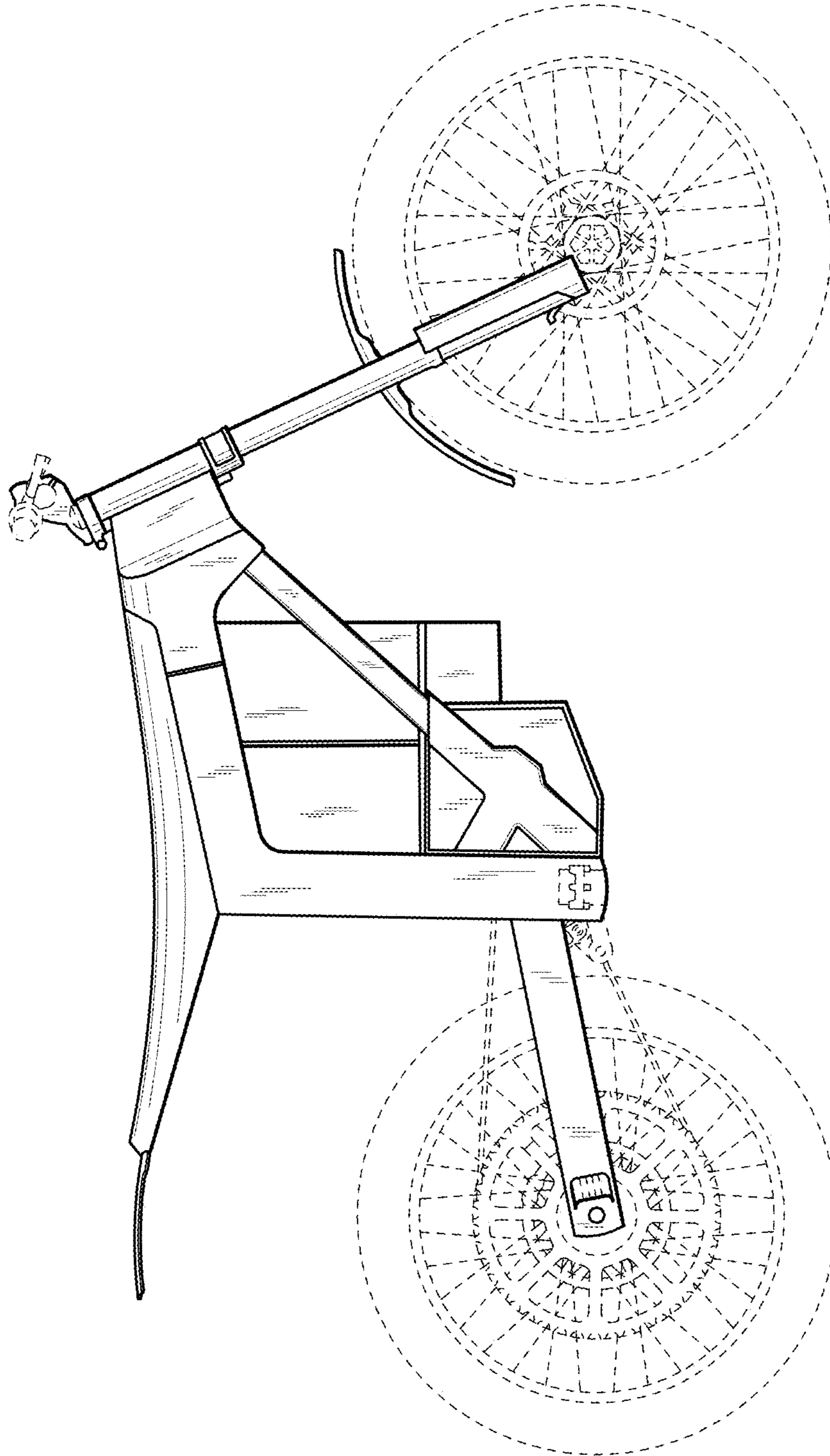


FIG. 5

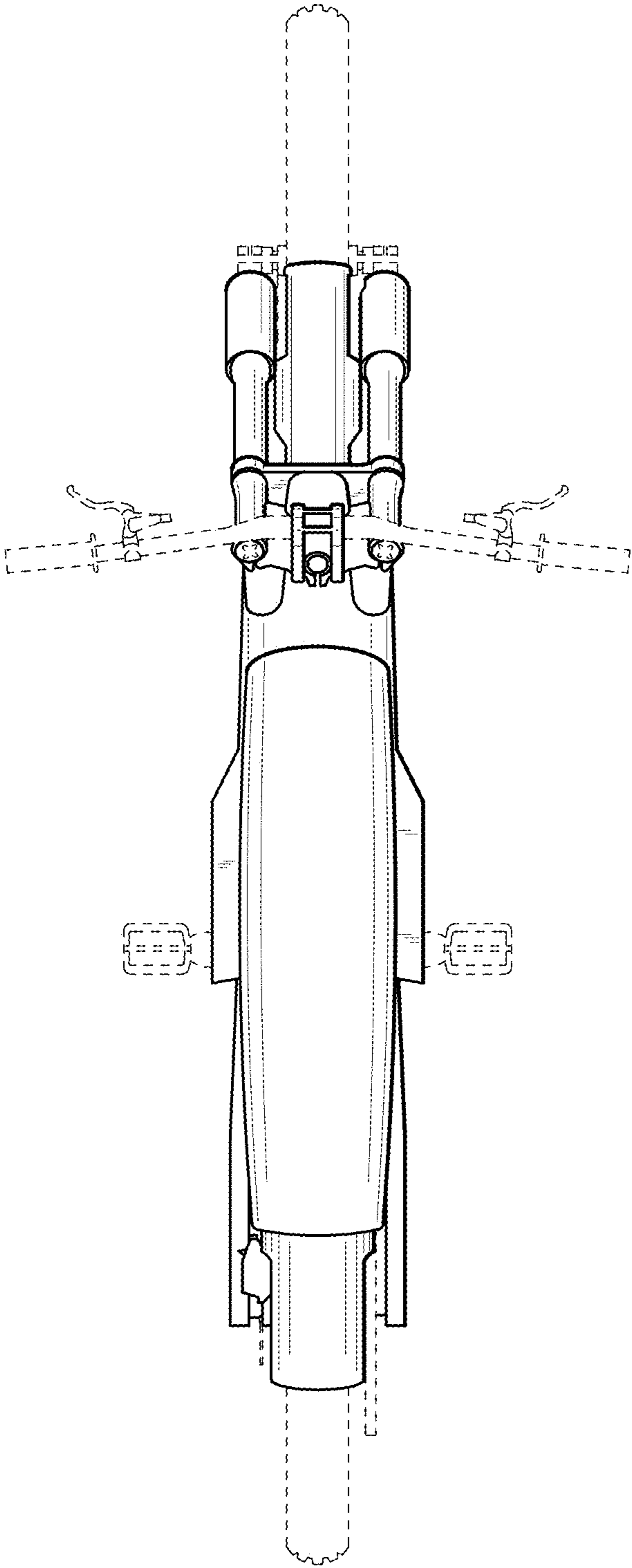


FIG. 6