



US00D885968S

(12) **United States Design Patent** (10) **Patent No.:** **US D885,968 S**
Requate (45) **Date of Patent:** **** Jun. 2, 2020**

(54) **GIFT RECEPTACLE HAVING HEART SHAPED MARKING**
(71) Applicant: **Mary C. Requate**, Vero Beach, FL (US)
(72) Inventor: **Mary C. Requate**, Vero Beach, FL (US)
(**) Term: **15 Years**
(21) Appl. No.: **29/671,219**
(22) Filed: **Nov. 26, 2018**
(51) **LOC (12) Cl.** **11-05**
(52) **U.S. Cl.**
USPC **D11/126**
(58) **Field of Classification Search**
USPC D11/117, 121, 126, 130, 131, 132
CPC A47G 33/00; A47G 33/08; B44C 5/00;
B44C 5/04; B44C 7/00; A41B 11/00;
A41B 11/001
See application file for complete search history.

(56) **References Cited**
U.S. PATENT DOCUMENTS
D42,346 S * 3/1912 Allen D11/126
D91,842 S * 3/1934 Reinhold D20/30
D122,183 S * 8/1940 Kingson D11/126
D126,831 S * 4/1941 Francis D11/126
D149,050 S * 3/1948 Donohue D11/126
D159,218 S * 7/1950 Margolin D11/126
D164,957 S * 10/1951 Reagor D11/126
D178,883 S * 10/1956 Hubbard D11/126
D194,002 S * 11/1962 Pineus D11/126
D375,915 S * 11/1996 Skinner D11/126
D381,597 S * 7/1997 Gore D11/126
D381,927 S * 8/1997 Riggall D11/126
5,832,539 A * 11/1998 Williams A41B 11/005
2/239

D411,135 S * 6/1999 Jackson D11/117
D426,171 S * 6/2000 Sheen D11/126
D432,451 S * 10/2000 Turgeon D11/126
D462,148 S * 8/2002 Freedman D11/126
D498,429 S * 11/2004 Sotomura D11/126
D498,702 S * 11/2004 Hale D11/126
D552,013 S * 10/2007 Gilead D11/121
D573,059 S * 7/2008 LaSpada D11/121
D581,313 S * 11/2008 Requate D11/125
D616,931 S * 6/2010 Staller D19/4
D636,544 S * 4/2011 Spurgeon D11/126
D727,672 S * 4/2015 Price D11/126
D739,765 S * 9/2015 Bryant D11/126
D802,471 S * 11/2017 Moore D11/126
D837,680 S * 1/2019 Requate D11/126
2007/0125682 A1 * 6/2007 Requate A45C 11/00
206/575

* cited by examiner

Primary Examiner — Elizabeth J Oswecki
(74) *Attorney, Agent, or Firm* — John Rizvi; John Rizvi, P.A.—The Patent Professor®

(57) **CLAIM**

The ornamental design for a gift receptacle having heart shaped marking, as shown and described.

DESCRIPTION

FIG. 1 is a front view of a gift receptacle having heart shaped marking showing my new design; FIG. 2 is a left side view thereof; and, FIG. 3 is a right side view thereof. A back view is omitted because it does not show ornamentation. The portion of the gift receptacle having heart shaped marking depicted in the figures in broken lines forms no part of the claimed design.

1 Claim, 1 Drawing Sheet

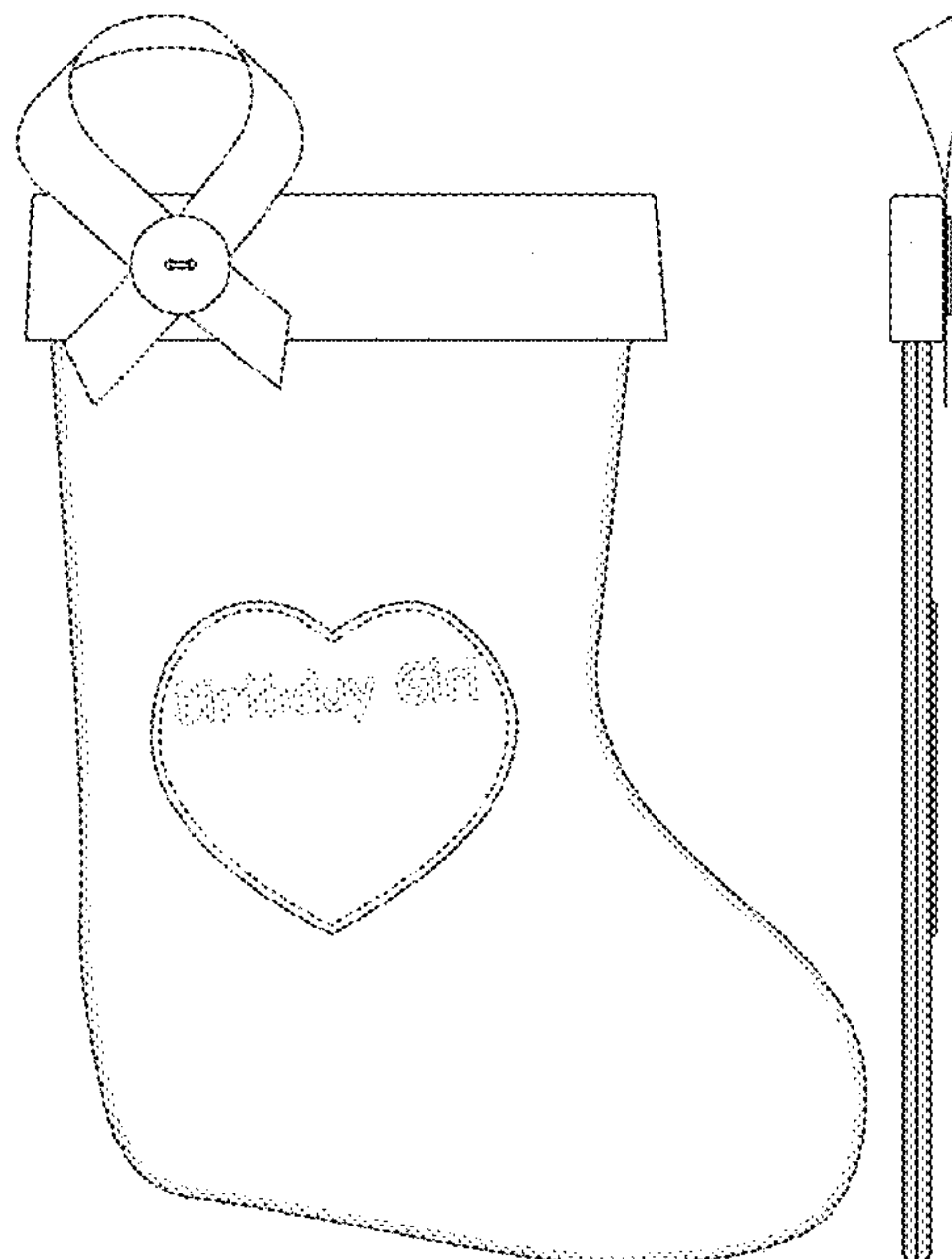




FIG. 1

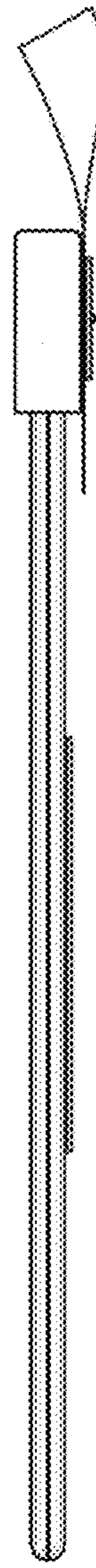


FIG. 2

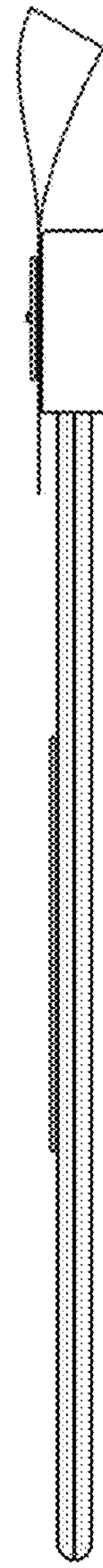


FIG. 3